

The Bursa Malaysia Sectorial Index Series tracks the performance of all companies listed on the Main Market in the same sector classification.














Index Information

Index Universe	Listed companies on the Main Market of Bursa Malaysia.	
Index Weightage	Market capitalisation	
Index Calculation	Real-time (60-second intervals)	
Review Dates	Quarterly in March, June, September and December.	
Inclusion Criteria	Determined by its core business or from the main source of operating revenue as per reported in the Annual Report.	
Capping	A capping on the market capitalisation is applied to prevent any single security from exerting a disproportionate influence on the index. The imposed weight restriction on any capped index is subject to its components and size.	
Historical Data	Available from January 1970	FINANCIAL SERVICES
		PLANTATION
		PROPERTY
	Available from January 1993	CONSTRUCTION
		CONSUMER PRODUCTS & SERVICES
		INDUSTRIAL PRODUCTS & SERVICES
	Available from January 2000	TECHNOLOGY
	Available from January 2014	ENERGY
		HEALTH CARE
		REAL ESTATE INVESTMENT TRUSTS
TELECOMMUNICATIONS & MEDIA		
TRANSPORTATION & LOGISTICS		
	UTILITIES	

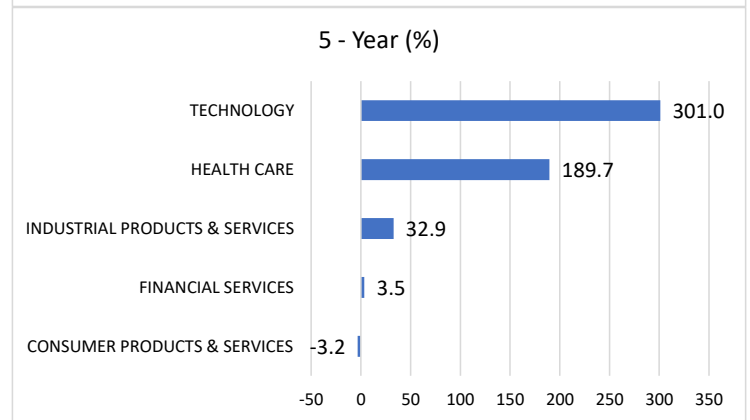
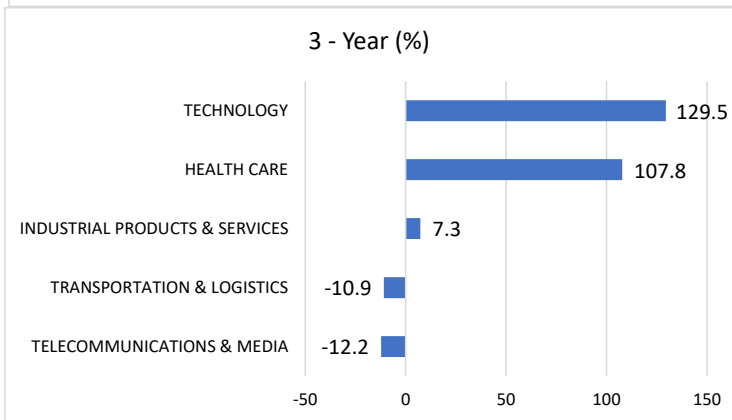
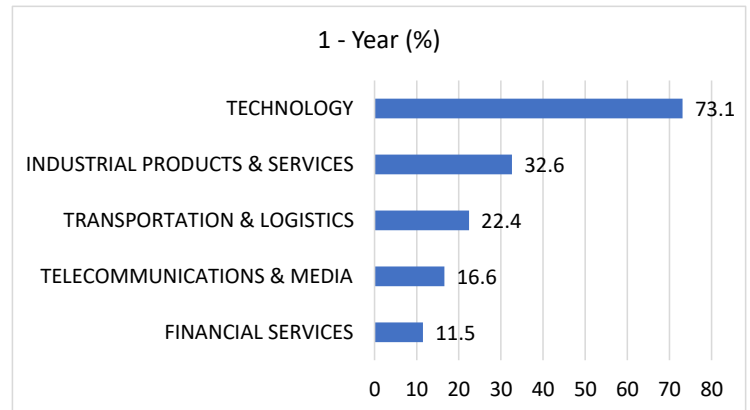
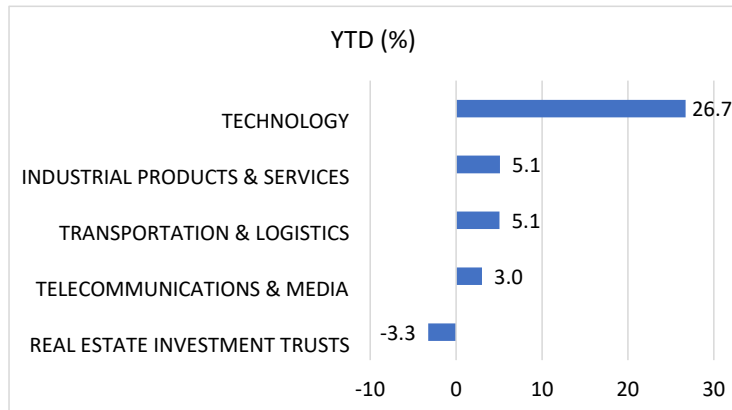
13 Sectorial Indexes & Top 5 Constituents by Market Capitalisation

756 Main Market
Companies

1,668 Billion Market
Capitalisation

 <p>CONSTRUCTION</p> <p>No. of Constituents : 52 Market Cap : RM 30.56 B</p> <p>1) GAMUDA BHD 2) IJM CORPORATION BHD 3) SUNWAY CONSTRUCTION GROUP BERHAD 4) KERJAYA PROSPEK GROUP BERHAD 5) AME ELITE CONSORTIUM BERHAD</p>	 <p>CONSUMER PRODUCTS & SERVICES</p> <p>No. of Constituents : 165 Market Cap : RM 265.02 B</p> <p>1) NESTLE (M) BHD 2) PPB GROUP BHD 3) MR D.I.Y. GROUP (M) BERHAD 4) PETRONAS DAGANGAN BHD 5) GENTING BHD</p>	 <p>ENERGY</p> <p>No. of Constituents : 25 Market Cap : RM 36.97 B</p> <p>1) DIALOG GROUP BHD 2) YINSON HOLDINGS BHD 3) BUMI ARMADA BERHAD 4) SAPURA ENERGY BERHAD 5) SERBA DINAMIK HOLDINGS BERHAD</p>	 <p>FINANCIAL SERVICES</p> <p>No. of Constituents : 31 Market Cap : RM 352.61 B</p> <p>1) MALAYAN BANKING BHD 2) PUBLIC BANK BHD 3) CIMB GROUP HOLDINGS BERHAD 4) HONG LEONG BANK BHD 5) RHB BANK BERHAD</p>
 <p>HEALTH CARE</p> <p>No. of Constituents : 14 Market Cap : RM 135.55 B</p> <p>1) IHH HEALTHCARE BERHAD 2) TOP GLOVE CORPORATION BHD 3) HARTALEGA HOLDINGS BHD 4) SUPERMAX CORPORATION BHD 5) KOSSAN RUBBER INDUSTRIES BHD</p>	 <p>INDUSTRIAL PRODUCTS & SERVICES</p> <p>No. of Constituents : 216 Market Cap : RM 222.41 B</p> <p>1) PETRONAS CHEMICALS GROUP BHD 2) PRESS METAL ALUMINIUM HOLDINGS BERHAD 3) HAP SENG CONSOLIDATED BHD 4) SUNWAY BERHAD 5) SCIENTEX BERHAD</p>	 <p>PLANTATION</p> <p>No. of Constituents : 42 Market Cap : RM 113.91 B</p> <p>1) SIME DARBY PLANTATION BERHAD 2) IOI CORPORATION BHD 3) KUALA LUMPUR KEPONG BHD 4) BATU KAWAN BHD 5) GENTING PLANTATIONS BERHAD</p>	 <p>PROPERTY</p> <p>No. of Constituents : 96 Market Cap : RM 57.41 B</p> <p>1) IOI PROPERTIES GROUP BERHAD 2) SP SETIA BHD 3) SIME DARBY PROPERTY BERHAD 4) UOA DEVELOPMENT BERHAD 5) MAH SING GROUP BHD</p>
 <p>REAL ESTATE INVESTMENT TRUSTS</p> <p>No. of Constituents : 17 Market Cap : RM 37.33 B</p> <p>1) KLCC PROP&REITS-STAPLED SEC 2) IGB REAL ESTATE INV TRUST 3) SUNWAY REAL ESTATE INVT TRUST 4) PAVILION REAL ESTATE INV TRUST 5) AXIS REITS</p>	 <p>TECHNOLOGY</p> <p>No. of Constituents : 41 Market Cap : RM 95.06 B</p> <p>1) INARI AMERTRON BERHAD 2) MALAYSIAN PACIFIC INDUSTRIES 3) VITROX CORPORATION BHD 4) GREATECH TECHNOLOGY BERHAD 5) UNISEM (M) BHD</p>	 <p>TELECOMMUNICATIONS & MEDIA</p> <p>No. of Constituents : 15 Market Cap : RM 138.62 B</p> <p>1) AXIATA GROUP BERHAD 2) MAXIS BERHAD 3) DIGI.COM BHD 4) TELEKOM MALAYSIA BHD 5) TIME DOTCOM BHD</p>	
 <p>TRANSPORTATION & LOGISTICS</p> <p>No. of Constituents : 30 Market Cap : RM 70.46 B</p> <p>1) MISC BHD 2) WESTPORTS HOLDINGS BERHAD 3) MALAYSIA AIRPORTS HOLDINGS BHD 4) MMC CORPORATION BHD 5) BINTULU PORT HOLDINGS BHD</p>	 <p>UTILITIES</p> <p>No. of Constituents : 12 Market Cap : RM 112.06 B</p> <p>1) TENAGA NASIONAL BHD 2) PETRONAS GAS BHD 3) YTL CORPORATION BHD 4) YTL POWER INTERNATIONAL BHD 5) MALAKOFF CORPORATION BERHAD</p>		

Top 5 Sectorial Index Returns



Index	Return %				Year-on-Year Performance %			
	YTD	1-Yr	3-Yr	5-Yr	2017	2018	2019	2020
CONSUMER PRODUCTS & SERVICES	-3.47	1.02	-20.61	-3.25	12.09	1.62	-0.27	-7.60
INDUSTRIAL PRODUCTS & SERVICES	5.10	32.64	7.26	32.91	21.15	-4.78	-7.86	16.11
CONSTRUCTION	-12.74	-2.94	-27.41	-42.69	9.84	-50.15	34.28	-10.77
TECHNOLOGY	26.72	73.13	129.48	301.04	89.67	-29.91	29.21	83.91
FINANCIAL SERVICES	-4.15	11.51	-15.77	3.49	17.23	2.58	-10.59	-0.95
PROPERTY	-5.58	11.48	-36.25	-40.23	8.79	-28.59	-5.19	-11.55
PLANTATION	-17.31	-15.51	-20.84	-20.14	2.00	-12.66	12.03	-5.57
REAL ESTATE INVESTMENT TRUSTS	-3.25	-5.84	-15.78	-19.87	4.77	-12.53	4.10	-13.38
ENERGY	-17.51	-2.74	-37.89	-27.33	32.54	-36.60	51.26	-27.76
HEALTH CARE	-21.10	-28.25	107.77	189.70	18.48	10.07	-4.16	185.62
TELECOMMUNICATIONS & MEDIA	3.02	16.58	-12.25	-39.13	-2.48	-39.01	12.07	-1.98
TRANSPORTATION & LOGISTICS	5.06	22.41	-10.87	-14.45	6.91	-32.13	4.63	4.70
UTILITIES	-8.95	-7.52	-13.87	-11.35	-2.09	-5.44	7.81	-1.60

For more information, visit

www.bursamalaysia.com and www.bursamarketplace.com

DISCLAIMER

This factsheet has been provided for general information purposes only. The information contained does not constitute legal, financial or investment advice and neither does it make any recommendation or endorsement regarding the product mentioned herein. Although care has been taken to ensure the accuracy of the information within this factsheet, Bursa Malaysia does not warrant or represent, expressly or impliedly as to the accuracy or completeness of the information herein. Bursa Malaysia does not accept any liability for any investment decisions made on the basis of this information. You are advised to seek independent advice and/or consult relevant laws, regulations and rules prior to trading/investing.