



BURSA MALAYSIA DERIVATIVES BERHAD

Date: 13 December 2019

Trading Participant Circular: 18/2019

LAUNCH OF E-NEGOTIATED LARGE TRADE

Please be informed that with effect from **16 December 2019**, the submission of Negotiated Large Trade (NLT) can be done through Bursa eNLT.

To avoid NLT transaction being impacted due to unfamiliar process workflow, a grace period up until 20th March 2020 is given to Trading Participants to familiarise with the new process workflow. During the grace period, the Exchange Operations will accept the NLT submission from both e-forms and physical forms.

Bursa eNLT authorised users will receive an e-mail invitation to setup their user's ID and signatory starting from 13th December 2019.

Provided herewith is the Industry Guidelines on Bursa eNLT for your reference.

**DERIVATIVES TRADING OPERATIONS
MARKET OPERATIONS**



ELECTRONIC NEGOTIATED LARGE TRADE (ENLT)

INDUSTRY GUIDELINES MANUAL

DECEMBER 12, 2019
BURSA MALAYSIA BERHAD
Bukit Kewangan, Exchange Square, 50200, Kuala Lumpur

TABLE OF CONTENTS

INTRODUCTION	2
WHAT IS ENLT?.....	2
ROLES OF EDITOR	2
ROLES OF AUTHORIZED SIGNATORIES	2
ACCOUNT REGISTRATION & ACTIVATION	3
ROLE: EDITOR ONLY	3
ROLE: AUTHORIZED SIGNATORIES ONLY	7
SIGNATURE SETTINGS (AUTHORIZED SIGNATORIES ONLY)	10
HOW TO SUBMIT ENLT FORM.....	12
TEMPLATE A (TP & CP IS SAME COMPANY - 1 SIGN FOR ALL).....	12
TEMPLATE B (TP SELLER & TP BUYER SAME COMPANY, CP SELLER & CP BUYER DIFFERENT COMPANY).....	17
TEMPLATE C (TP SELLER & CP SELLER SAME COMPANY, TP BUYER & CP BUYER SAME COMPANY).....	22
TEMPLATE D (ALL 4 DIFFERENT COMPANIES).....	27
TEMPLATE E (TP SELLER & CP SELLER DIFFERENT COMPANY, TP BUYER & CP BUYER SAME COMPANY).....	32
TEMPLATE F (TP SELLER & CP SELLER SAME COMPANY, TP BUYER & CP BUYER DIFFERENT COMPANY).....	37
HOW TO APPROVE REQUEST FOR ENLT FORM.....	43
HOW TO REJECT THE REQUEST FOR ENLT FORM.....	45
FORGOT PASSWORD	47
LIST OF BROKER'S CODES.....	49
LIST OF CONTACT PERSONS.....	50

INTRODUCTION

WHAT IS ENLT?

- a Web Application that combine workflow automation system with digital signature solution to register NLT online.
- It is an off-the-shelf software which has the capability and function to automate the current NLT process.
- Cloud-based solution which run by Local Cloud Service Provider (CSP).
- Used by Bursa Malaysia (Derivatives Trading Operations team), Trading Participants (TP's), and Clearing Participants (CP's).

ROLES OF EDITOR

- Fill up the trade information in the eNLT form in the Web Application.
- Assign the signer & Approver by updating the placeholder in respective Template.
- No Signature is required for the Editor.

ROLES OF AUTHORIZED SIGNATORIES

- Fill up the trade information in the eNLT form in the Web Application.
- Assign the signer & Approver by updating the placeholder in respective Template.
- Required to sign the eNLT form (once be assigned).

ACCOUNT REGISTRATION & ACTIVATION

ROLE: EDITOR ONLY

1. Receive Email Notification to Join Enterprise Account. It is highly recommended to register and activate your account using Laptop/Workstation.



Invitation to Join Enterprise Account

Hi Nuurasram,

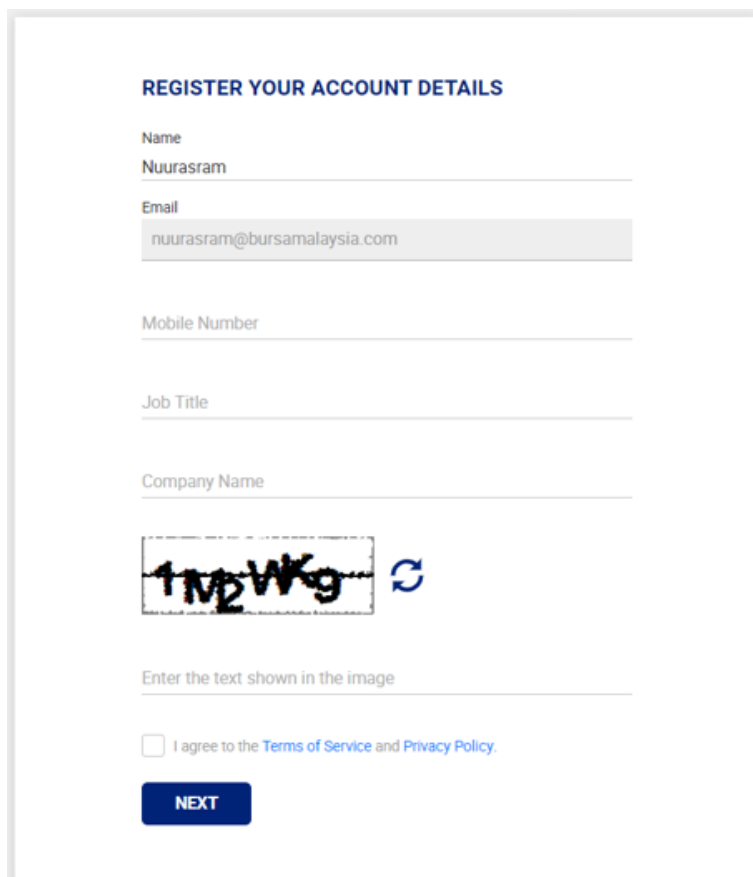
You are invited to join Bursa Malaysia Berhad Enterprise Account.

VIEW INVITATION

Invitation From:
azlan
azlan2@msctrustgate.com

Kind Regards
TG Signer Team

2. Click “VIEW INVITATION” icon.
3. Your Name & Email Address will be automatically populated.



REGISTER YOUR ACCOUNT DETAILS

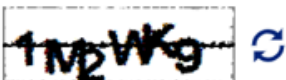
Name
Nuurasram

Email
nuurasram@bursamalaysia.com

Mobile Number

Job Title

Company Name



Enter the text shown in the image

I agree to the [Terms of Service](#) and [Privacy Policy](#).

NEXT

4. Enter the following details: -
 - Mobile phone number with Country Code, e.g. +60123456789 (Mandatory)
 - Job Title (Optional)
 - Company Name (Mandatory)
 - Captcha Image (Mandatory)
5. Tick the box for the declaration
6. Click 'NEXT' button.

ENTERPRISE ACCOUNT INVITATIONS

Enterprise Name	Invited By	Invited Role
<input checked="" type="checkbox"/> Bursa Malaysia Berhad	azlan2@msctrustgate.com	Editor

ACCEPT DECLINE

7. Click 'ACCEPT' button.

ACTIVATE ACCOUNT

Email

Password

Confirm Password


Security Question

Security Answer

SAVE

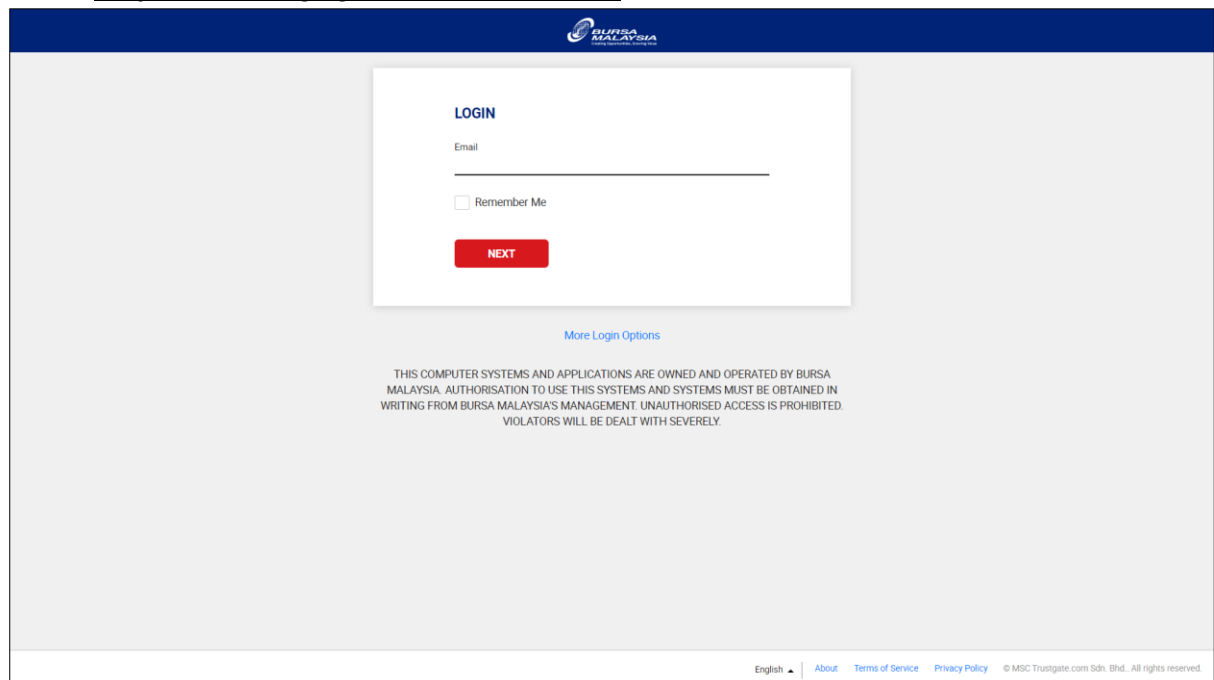
8. Enter the password. The password must follow the following criteria: -
 - Include 1 or more upper-case characters
 - Include 1 or more numbers
 - The minimum password length is 8 characters
9. Confirm the password by enter the same password keyed-in earlier.
10. Create any Security Question. (Preferable something related to you)

11. Write suitable answer for the question (Preferable an answer which is easy to memorize)
12. Click 'SAVE' button.
13. Receive Email Notification of Account Registration Completed.

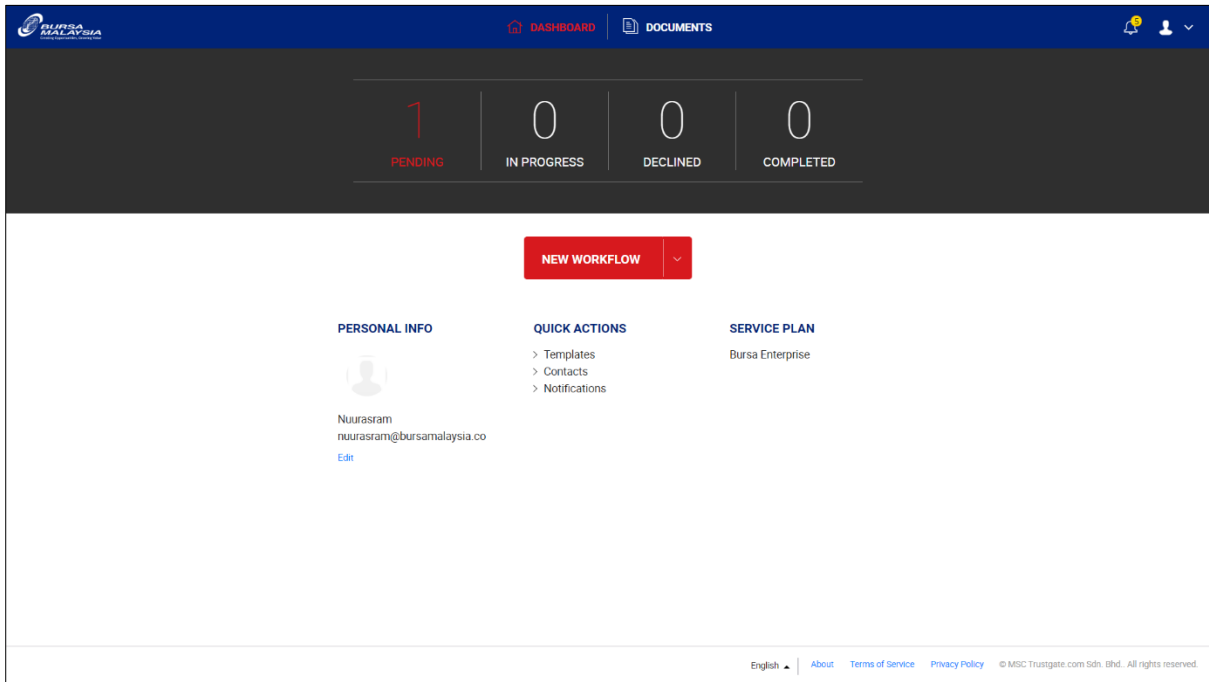


LOGIN TO THE ACCOUNT

1. Go to <https://web.tgsigner.com/enltbursa>



2. Enter your registered Email & Password.
3. Click 'LOGIN' button.
4. Receive SMS "RMO Your SigningHub OTP is XXX-XXX".
5. Enter 6 digit OTP code sent to your mobile phone number.
6. Click 'LOGIN' button.



7. Dashboard for the Editor as following: -

- PENDING - indicate document pending your action (review/sign).
- IN PROGRESS - indicate your document is under reviewed or pending signature by another person.
- DECLINED - indicate your document that has been declined by another signer.
- COMPLETED - indicate your requested document has been signed successfully.
- NEW WORKFLOW - to start/initiate a new workflow.

ROLE: AUTHORIZED SIGNATORIES ONLY

1. Receive Email Notification to Join Enterprise Account. It is highly recommended to register and activate your account using Laptop/Workstation.



Invitation to Join Enterprise Account ✕

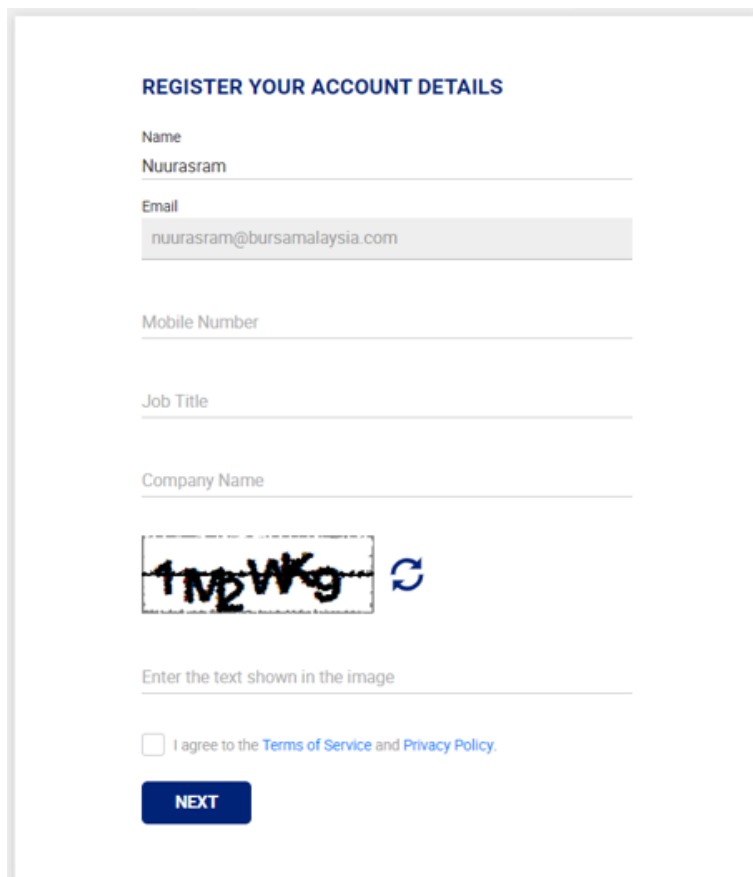
Hi Nuurasram,
You are invited to join Bursa Malaysia Berhad Enterprise Account.

VIEW INVITATION

Invitation From:
azlan
azlan2@msctrustgate.com

Kind Regards
TG Signer Team

2. Click “VIEW INVITATION” icon.
3. Your Name & Email Address will be automatically populated.



REGISTER YOUR ACCOUNT DETAILS

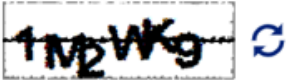
Name
Nuurasram

Email
nuurasram@bursamalaysia.com

Mobile Number

Job Title

Company Name



Enter the text shown in the image

I agree to the [Terms of Service](#) and [Privacy Policy](#).

NEXT

4. Enter the following details: -
 - Mobile phone number with Country Code, e.g. +60123456789 (Mandatory)
 - Job Title (Optional)
 - Company Name (Mandatory)
 - Captcha Image (Mandatory)
5. Tick the box for the declaration
6. Click 'NEXT' button.

ENTERPRISE ACCOUNT INVITATIONS

Enterprise Name	Invited By	Invited Role
<input checked="" type="checkbox"/> Bursa Malaysia Berhad	azlan2@msctrustgate.com	Editor

ACCEPTDECLINE

7. Click 'ACCEPT' button.

ACTIVATE ACCOUNT

Email

Password

Confirm Password

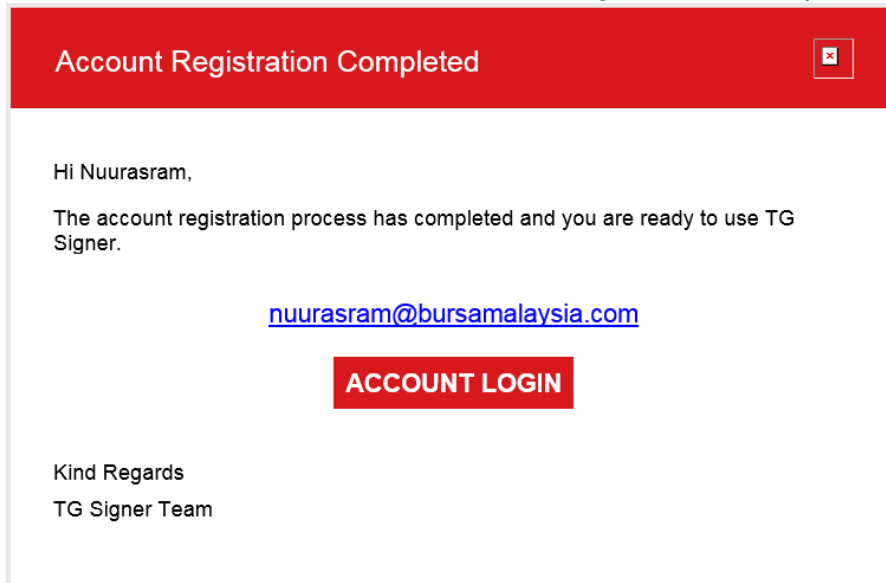
Security Question

Security Answer

SAVE

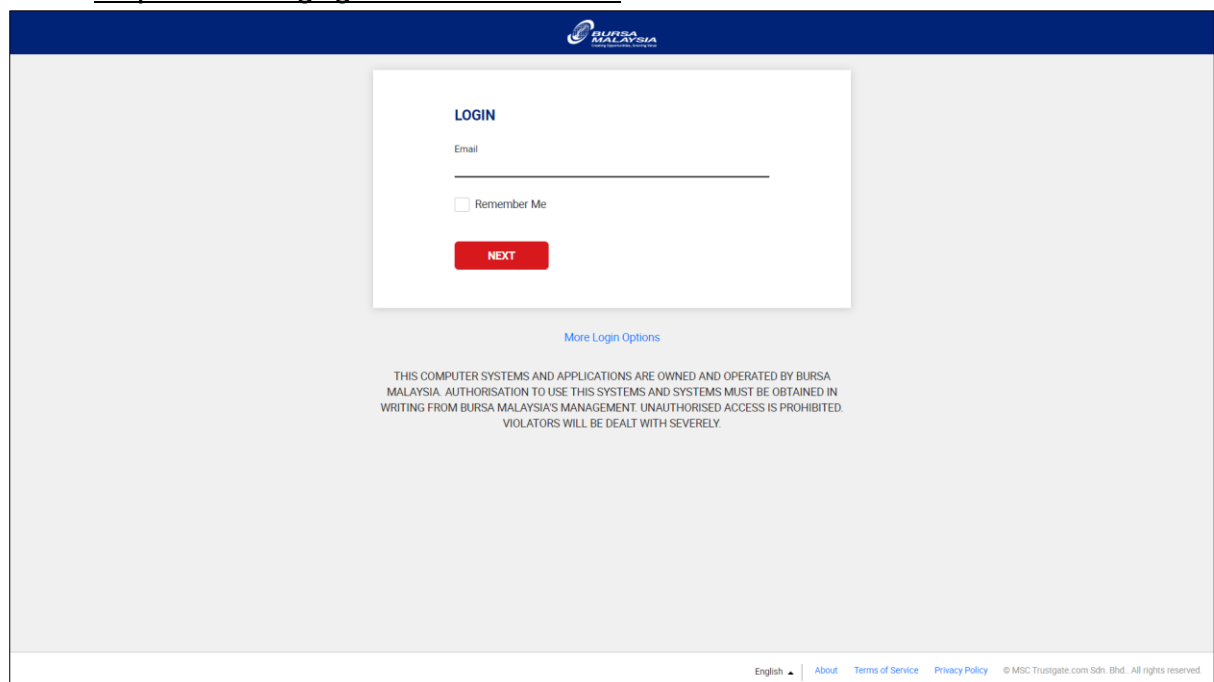
8. Enter the password. The password must follow the following criteria: -
 - Include 1 or more upper-case characters
 - Include 1 or more numbers
 - The minimum password length is 8 characters
9. Confirm the password by enter the same password keyed-in earlier.
10. Create any Security Question. (Preferable something related to you)

11. Write suitable answer for the question (Preferable an answer which is easy to memorize)
12. Click 'SAVE' button.
13. Receive Email Notification of Account Registration Completed.

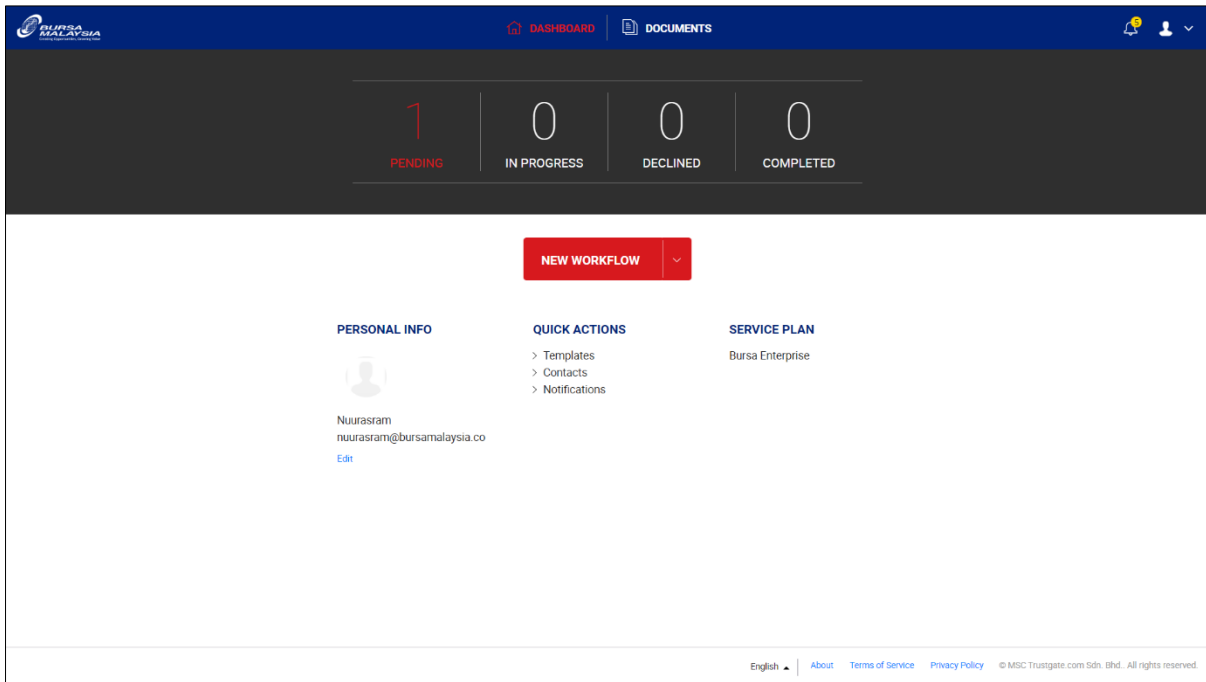


Login to the Account

8. Go to <https://web.tgsigner.com/enltbursa>



9. Enter your registered Email & Password.
10. Click 'LOGIN' button.
11. Receive SMS "RMO Your SigningHub OTP is XXX-XXX".
12. Enter 6 digit OTP code sent to your mobile phone number.
13. Click 'LOGIN' button.

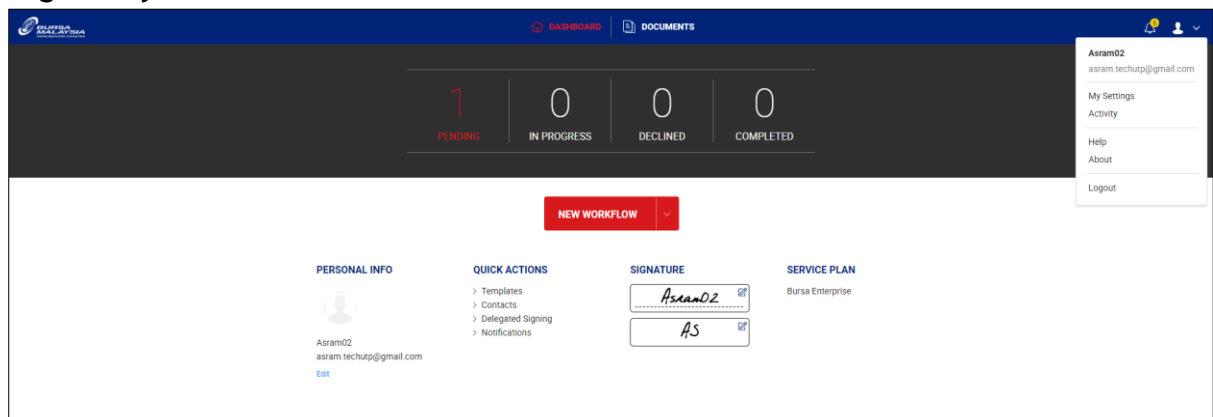


14. Dashboard for the Editor as following: -

- PENDING - indicate document pending your action (review/sign).
- IN PROGRESS - indicate your document is under reviewed or pending signature by another person.
- DECLINED - indicate your document that has been declined by another signer.
- COMPLETED - indicate your requested document has been signed successfully.
- NEW WORKFLOW - to start/initiate a new workflow.

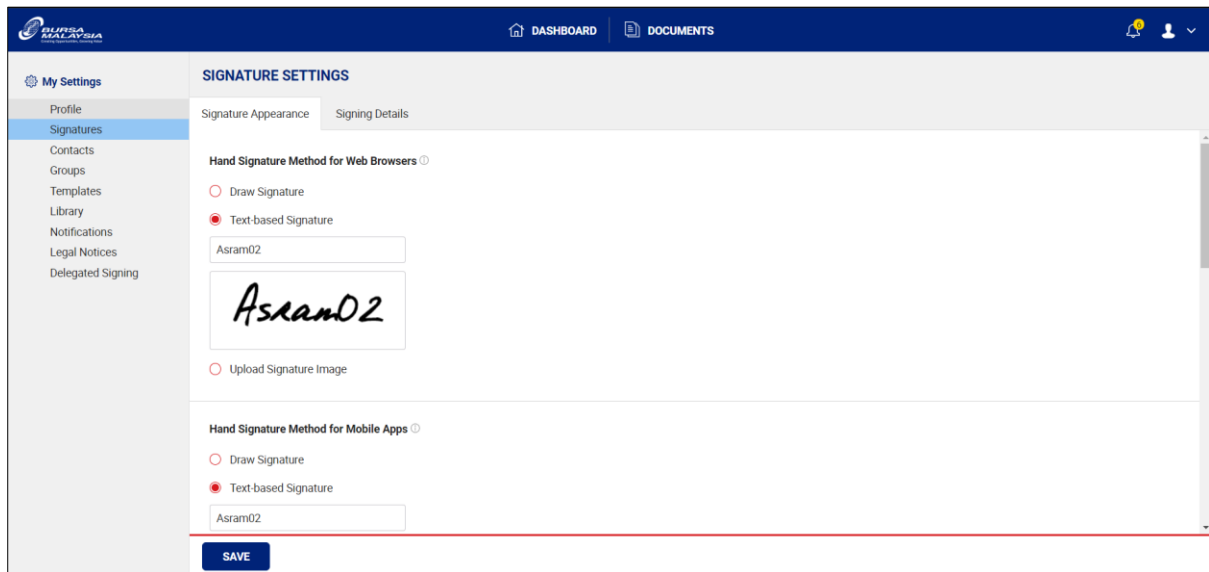
SIGNATURE SETTINGS (AUTHORIZED SIGNATORIES ONLY)

1. Log in to your Account.



2. Hover the mouse to the upper-right icon (profile icon).
3. Click drop down menu.

4. Click My Settings.



My Settings

- Profile
- Signatures**
- Contacts
- Groups
- Templates
- Library
- Notifications
- Legal Notices
- Delegated Signing

SIGNATURE SETTINGS

Signature Appearance | Signing Details

Hand Signature Method for Web Browsers

Draw Signature

Text-based Signature

Asram02

Asram02

Upload Signature Image

Hand Signature Method for Mobile Apps

Draw Signature

Text-based Signature

Asram02

SAVE

5. Click 'Signatures' on the 2nd Tab.

6. Choose your Hand Signature Method for Web Browser, Mobile Apps, & Initial

- Draw Signature
- Text based Signature (We recommend using this one for Web Browser & Initial)
- Upload Signature Image



My Settings

- Profile
- Signatures**
- Contacts
- Groups
- Templates
- Library
- Notifications
- Legal Notices
- Delegated Signing

SIGNATURE SETTINGS

Signature Appearance | Signing Details

Hand Signature with Details and Logo

Signed by: %SIGNED_BY%
Signed at: 2018-03-05 18:50:26
Reason: I approve this document

John Doe **Company Logo**

Company Logo

BROWSE

SAVE

7. Choose 'Hand Signature with Details and Logo' for Signature Appearance.

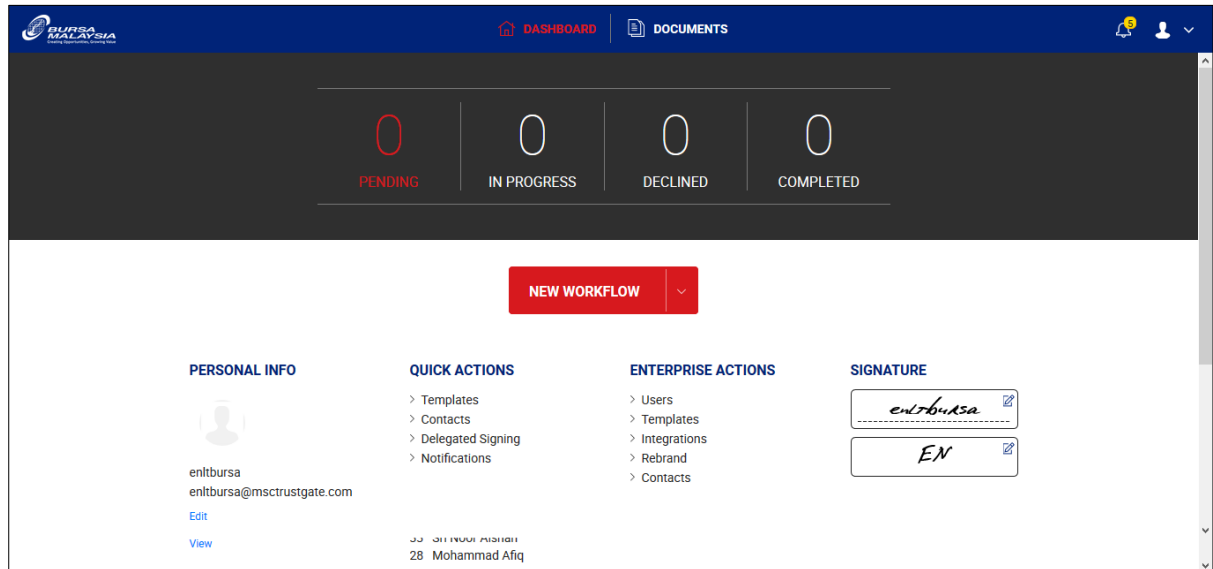
8. Upload your company Logo (Mandatory) by clicking 'BROWSE' button. (This logo will be shown every time you have signed any eNLT form).

9. Click 'SAVE' button.

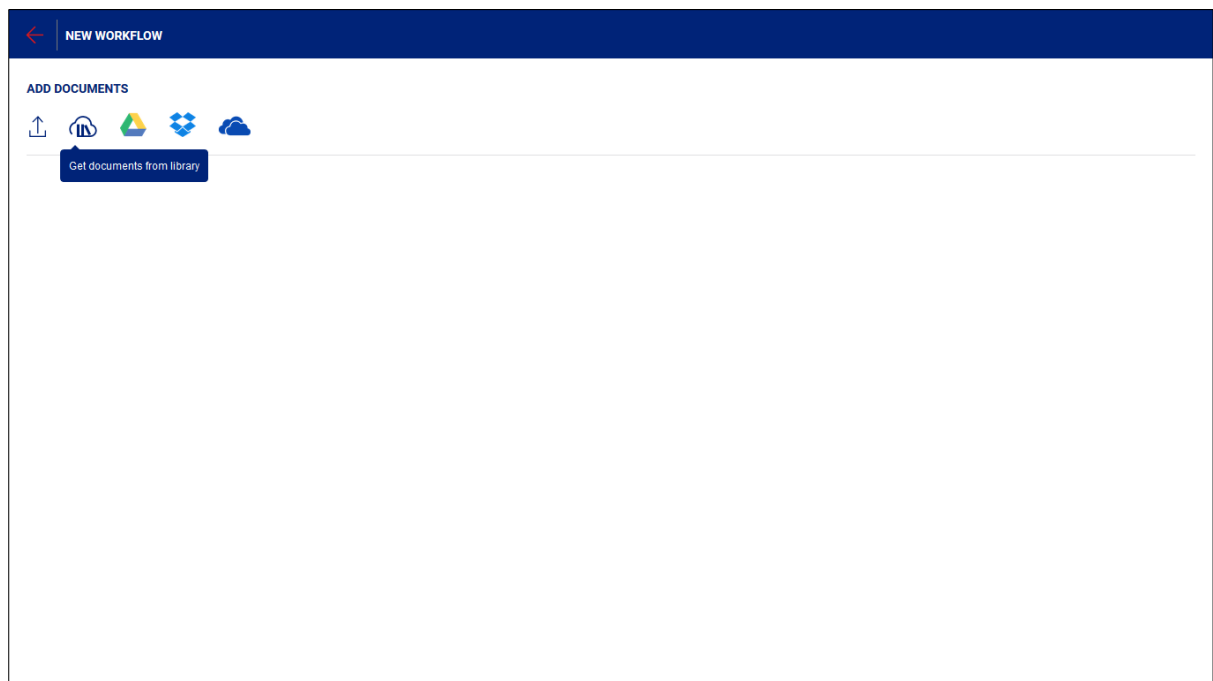
HOW TO SUBMIT ENLT FORM

TEMPLATE A (TP & CP IS SAME COMPANY - 1 SIGN FOR ALL)

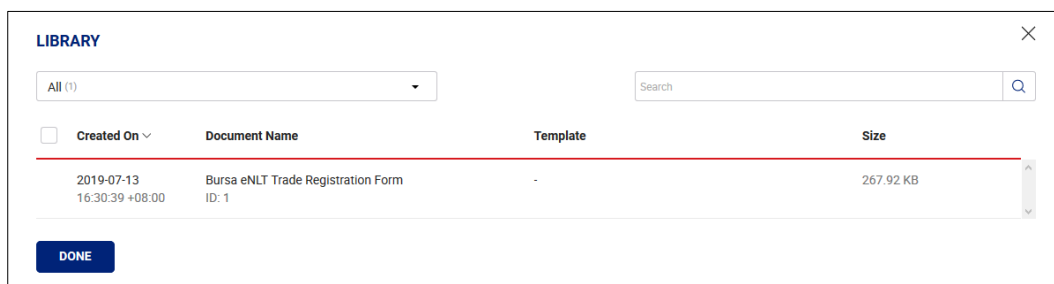
1. Log in to your eNLT Account.
2. At the dashboard, click 'NEW WORKFLOW' button.



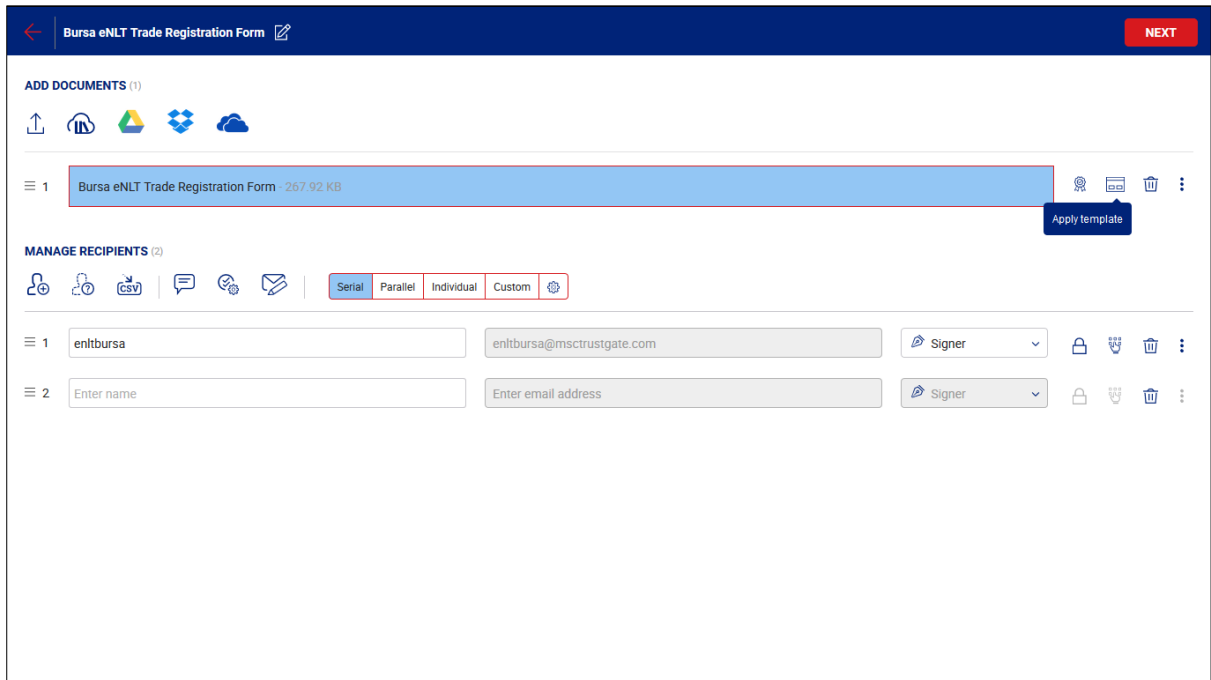
3. Click the Cloud Icon.



4. Click 'Bursa eNLT Trade Registration Form' document.
5. Click 'DONE' button.

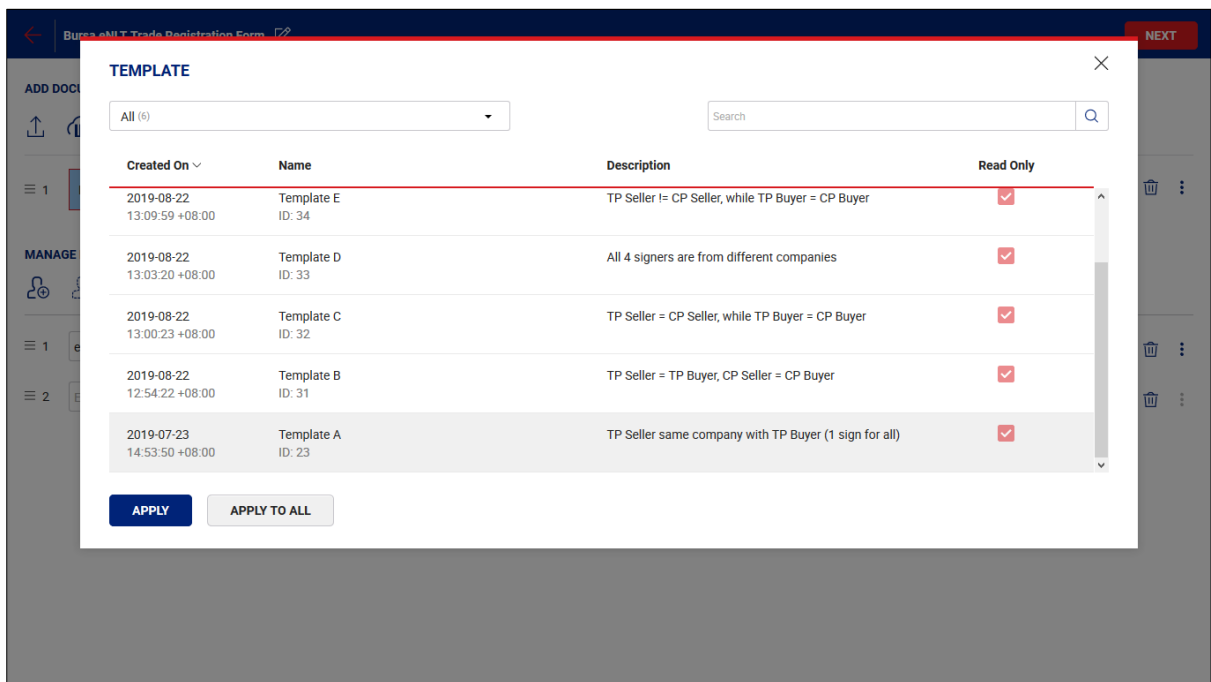


6. Click 'Apply Template' icon.



7. Choose Template 'A'.

8. Click 'APPLY' button.



9. Click 'Update' to update the Placeholder with the following choice: -

- Broker Code (Highly Recommended)
- Name (If you want a specific person sign the form)
- Email Address (If you want a specific person sign the form)

Bursa eNLT Trade Registration Form NEXT

ADD DOCUMENTS (1)

1 Bursa eNLT Trade Registration Form - 267.92 KB Template: Template A

MANAGE RECIPIENTS (3)

Serial Parallel Individual Custom

1	enitbursa	enitbursa@msctrustgate.com	Editor	
2	TP Seller (Group/Email)	Update Placeholder	Signer	
3	Bursa Admin	View Group	Reviewer	

Bursa eNLT Trade Registration Form NEXT

ADD DOCUMENTS (1)

1 Bursa eNLT Trade Registration Form - 267.92 KB Template: Template A

MANAGE RECIPIENTS (3)

Serial Parallel Individual Custom

UPDATE PLACEHOLDER

Name:

Email:

SAVE **CANCEL**

1	ENLT	enitbursa@msctrustgate.com	Editor	
2	TP Seller (Group/Email)	Update Placeholder	Signer	
3	Bursa Admin	View Group	Reviewer	

10. Click 'NEXT' button.

11. Click 'SHARE NOW' button.

Bursa eNLT Trade Registration Form

DOCUMENTS (1)

Template A

NEGOTIATED LARGE TRADE (NLT) FACILITY TRADE REGISTRATION FORM

In accordance with the requirements of the Bursa Malaysia Derivatives Bhd, we hereby advise that the following NLT transaction has been arranged: -

DETAILS OF THE FUTURES CONTRACTS	DETAILS OF THE OPTIONS CONTRACTS
Date: []	Date: []
Future Contract Code: []	Options Contract Code: []
Delivery Month(s): []	Delivery Month(s): []
Futures Price(s): []	Exercise Price(s): [] Call/Put: []
Number of Lots: []	Options Price(s): []
Trading Participants (TP) of Seller: []	Number of Lots: []
Seller 1 (TP's client): []	Trading Participants (TP) of Seller: []
Seller 2 (Client of TP's client) if above is omnibus account: []	Seller 1 (TP's client): []
Trading Participants (TP) of Buyer: []	Seller 2 (Client of TP's client) if above is omnibus account: []
Buyer 1 (TP's Participant's client): []	Trading Participants (TP) of Buyer: []
Buyer 2 (Client of TP's client) if above is omnibus account: []	Buyer 1 (TP's Participant's client): []
	Buyer 2 (Client of TP's client) if above is omnibus account: []

RECIPIENTS (3)

- ENLT
- ENLT
- Bursa Admin

12. Click 'Go to dashboard'.

Bursa eNLT Trade Registration Form

DOCUMENTS (1)

Template A

ALL DONE, SENT!

- Start New Workflow
- Go to dashboard

RECIPIENTS (3)

- ENLT
- ENLT
- Bursa Admin

13. Click the 'PENDING' item (at the number).

BURSA MALAYSIA

DASHBOARD DOCUMENTS

1 PENDING 0 IN PROGRESS 0 DECLINED 0 COMPLETED

NEW WORKFLOW

PERSONAL INFO

Asram02
asram.techutp@gmail.com
Edit

QUICK ACTIONS

- Templates
- Contacts
- Notifications

SIGNATURE

Asram02

AS

SERVICE PLAN

Bursa Enterprise

14. Click 'SIGN' button.

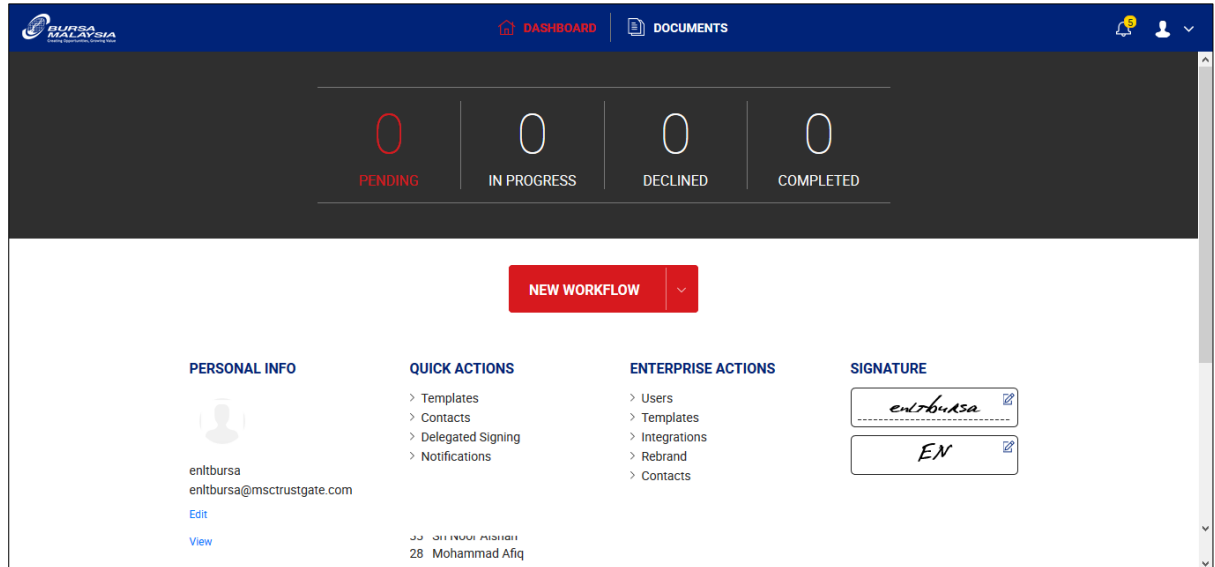
15. Fill up the trade information in the yellow highlighted box.

16. Tick the declaration box.

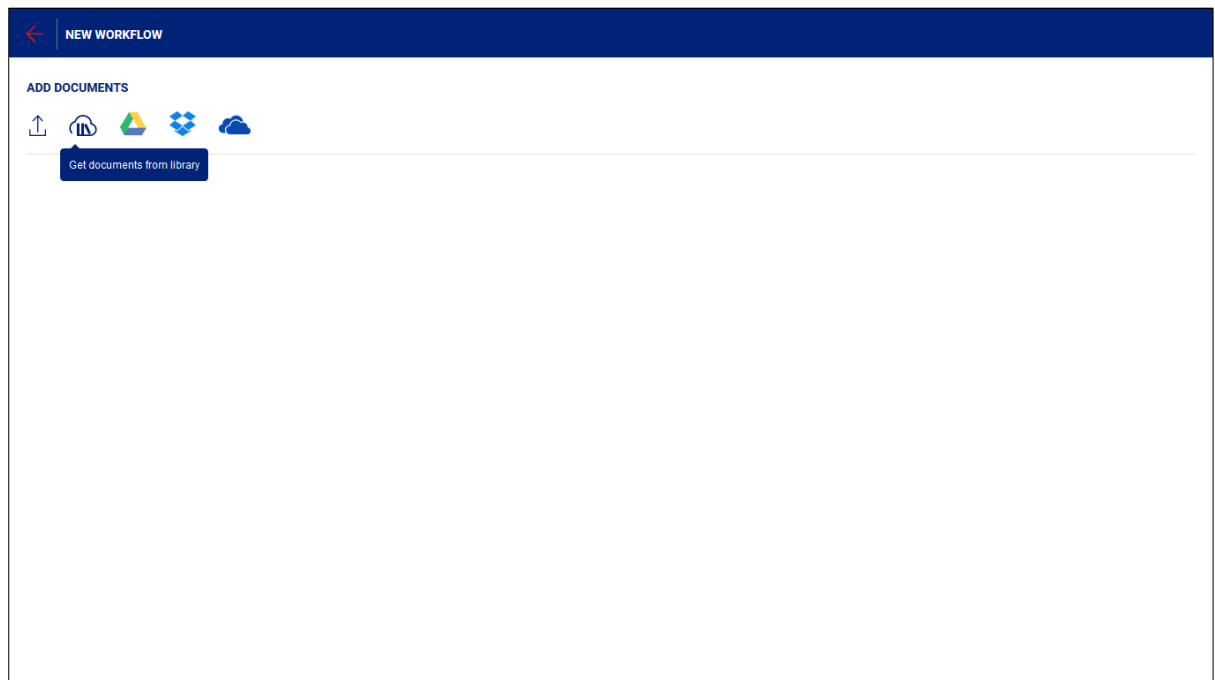
17. Click 'SUBMIT' button.

TEMPLATE B (TP SELLER & TP BUYER SAME COMPANY, CP SELLER & CP BUYER DIFFERENT COMPANY)

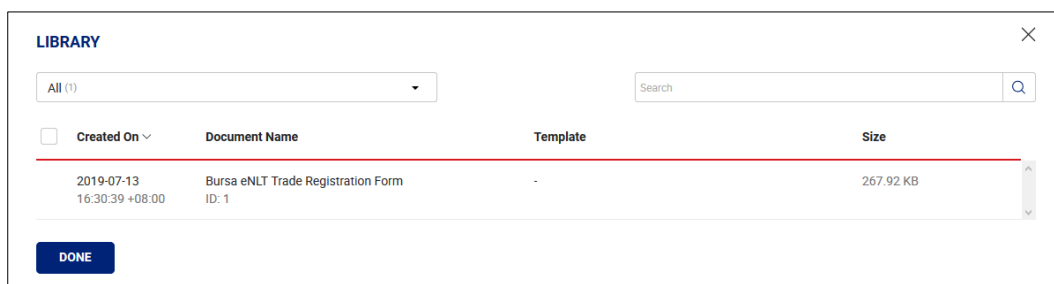
1. Log in to your eNLT Account.
2. At the dashboard, click 'NEW WORKFLOW' button.



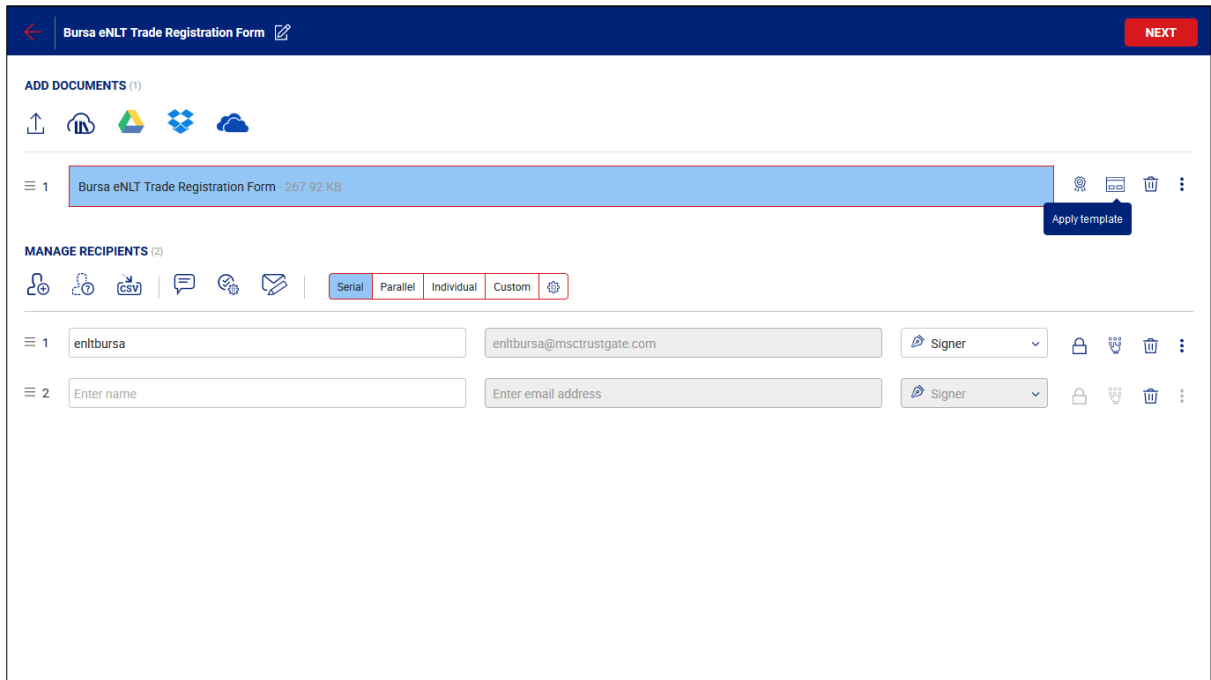
3. Click the Cloud Icon.



4. Click 'Bursa eNLT Trade Registration Form' document.
5. Click 'DONE' button.

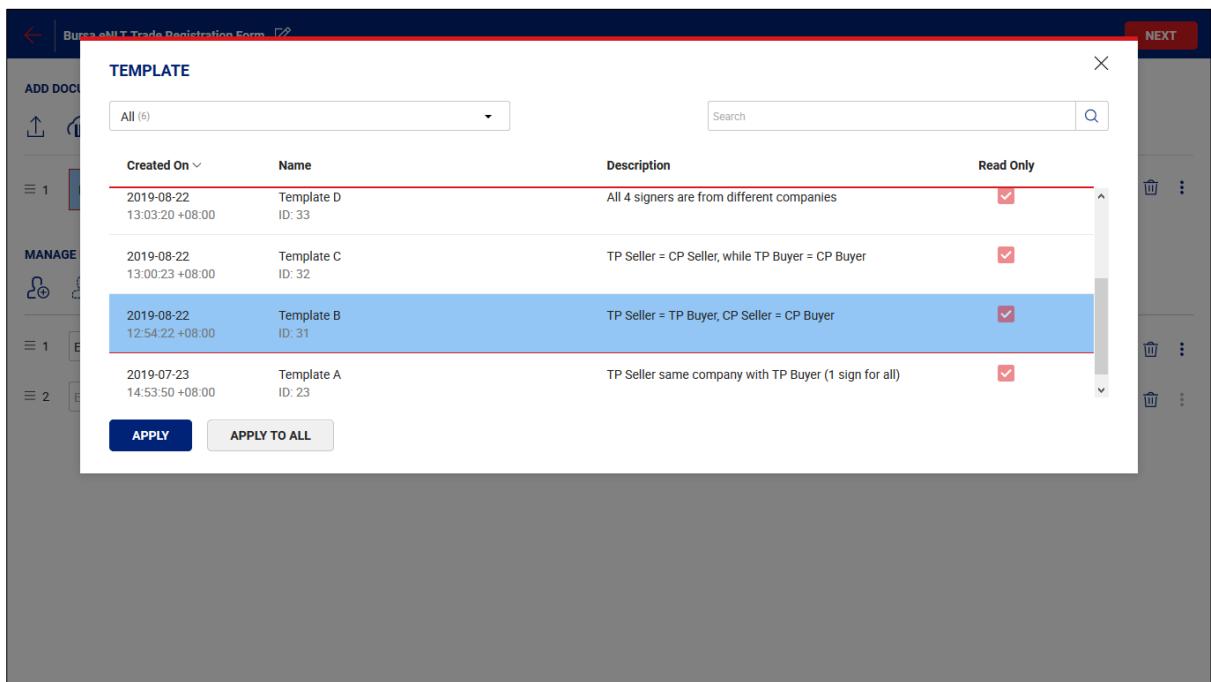


6. Click 'Apply Template' icon.



7. Choose Template 'B'.

8. Click 'APPLY' button.



9. Click 'Update' to update the Placeholder with the following choice: -

- Broker Code (Highly Recommended)
- Name (If you want a specific person sign the form)
- Email Address (If you want a specific person sign the form)

Bursa eNLT Trade Registration Form NEXT

ADD DOCUMENTS (1)

1 Bursa eNLT Trade Registration Form - 267.92 KB Template: Template A

MANAGE RECIPIENTS (3)

Serial Parallel Individual Custom

1	enitbursa	enitbursa@msctrustgate.com	Editor	
2	TP Seller (Group/Email)	Update Placeholder	Signer	
3	Bursa Admin	View Group	Reviewer	

Bursa eNLT Trade Registration Form NEXT

ADD DOCUMENTS (1)

1 Bursa eNLT Trade Registration Form - 267.92 KB Template: Template A

MANAGE RECIPIENTS (3)

Serial Parallel Individual Custom

UPDATE PLACEHOLDER

Name:

Email:

SAVE **CANCEL**

1	ENLT	enitbursa@msctrustgate.com	Editor	
2	TP Seller (Group/Email)	Update Placeholder	Signer	
3	Bursa Admin	View Group	Reviewer	

10. Click 'NEXT' button.

11. Click 'SHARE NOW' button.

DOCUMENTS (1) Fit Width

Template A
START

BURSA MALAYSIA
Derivatives Operations - Growing Value

NEGOTIATED LARGE TRADE (NLT) FACILITY TRADE REGISTRATION FORM

In accordance with the requirements of the Bursa Malaysia Derivatives Bhd, we hereby advise that the following NLT transaction has been arranged:

DETAILS OF THE FUTURES CONTRACTS	DETAILS OF THE OPTIONS CONTRACTS
Date: 07-Oct-2018	Date: 07-Oct-2018
Future Contract Code: [REDACTED]	Options Contract Code: [REDACTED]
Delivery Month(s): [REDACTED]	Delivery Month(s): [REDACTED]
Futures Price(s): [REDACTED]	Exercise Price(s): [REDACTED] Call/Put: [REDACTED]
Number of Lots: [REDACTED]	Options Price(s): [REDACTED]
Trading Participants (TP) of Seller: [REDACTED]	Number of Lots: [REDACTED]
Seller 1 (TP's client): [REDACTED]	Trading Participants (TP) of Seller: [REDACTED]
Seller 2 (Client of TP's client) if above is omnibus account: [REDACTED]	Seller 1 (TP's client): [REDACTED]
Trading Participants (TP) of Buyer: [REDACTED]	Seller 2 (Client of TP's client) if above is omnibus account: [REDACTED]
Buyer 1 (TP's Participant's client): [REDACTED]	Trading Participants (TP) of Buyer: [REDACTED]
Buyer 2 (Client of TP's client) if above is omnibus account: [REDACTED]	Buyer 1 (TP's Participant's client): [REDACTED]

RECIPIENTS (3)

- Asram02
- MIB
- Bursa Admin

16. Tick the declaration box.

Bursa eNLT Trade Registration Form SUBMIT

DOCUMENTS (1) Fit Width

START

SELLER	BUYER
STRATEGY COMBINATION DELTA	
Delta Value: [REDACTED]	
Number of Futures Contracts against number of Options Contracts: [REDACTED]	
<p>This is a strategy combination <input checked="" type="radio"/> This is not a strategy combination <input checked="" type="radio"/></p>	
[REDACTED] Initials	[REDACTED] Initials
Selling Trading Participant Authorised Signature	Buying Trading Participant Authorised Signature
[REDACTED] Initials	[REDACTED] Sign here
Selling Clearing Participant Authorised Signature	Buying Clearing Participant Authorised Signature

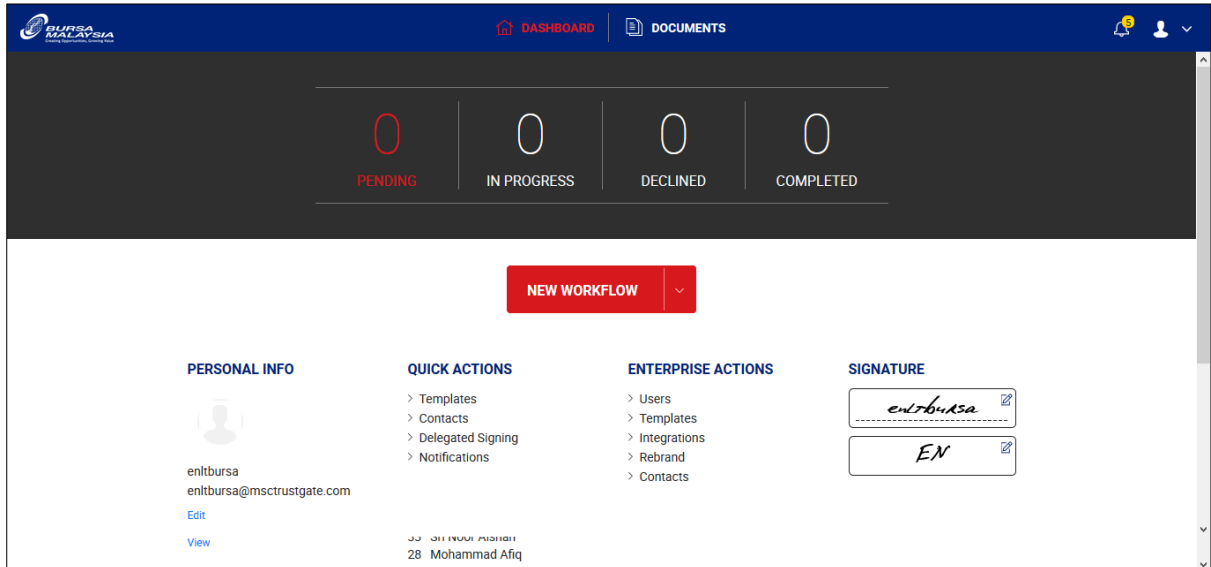
RECIPIENTS (3)

- Asram02
- MIB
- Bursa Admin

17. Click 'SUBMIT' button.

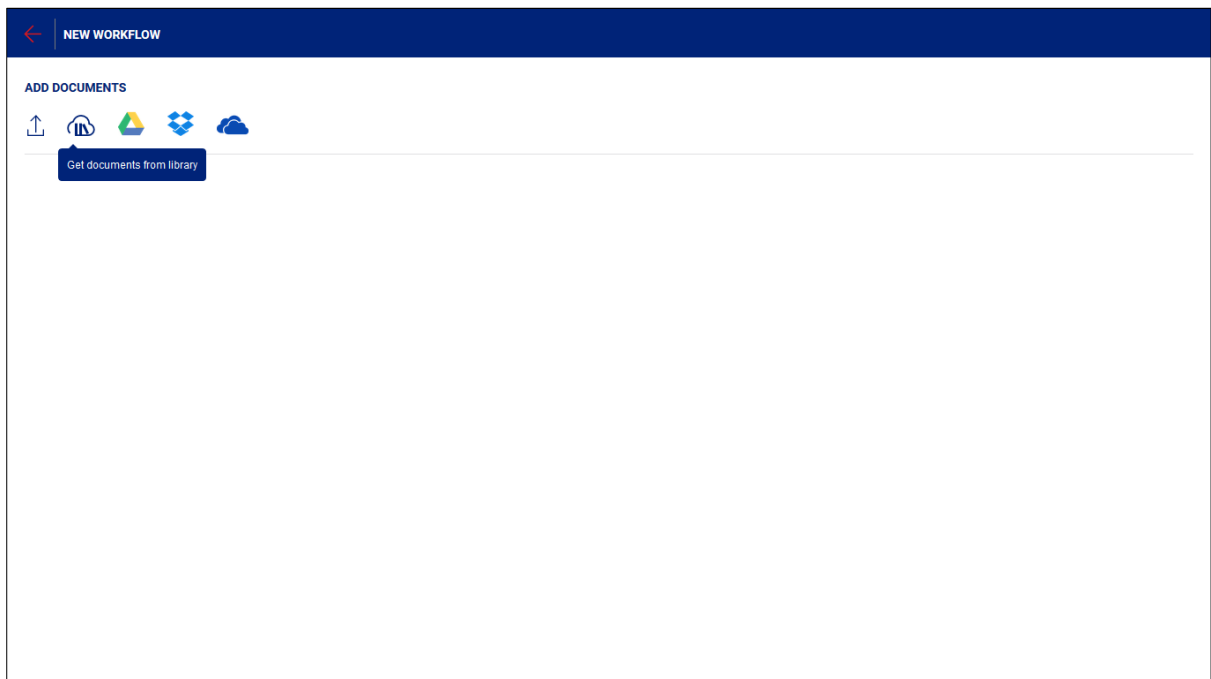
TEMPLATE C (TP SELLER & CP SELLER SAME COMPANY, TP BUYER & CP BUYER SAME COMPANY)

1. Log in to your eNLT Account.
2. At the dashboard, click 'NEW WORKFLOW' button.



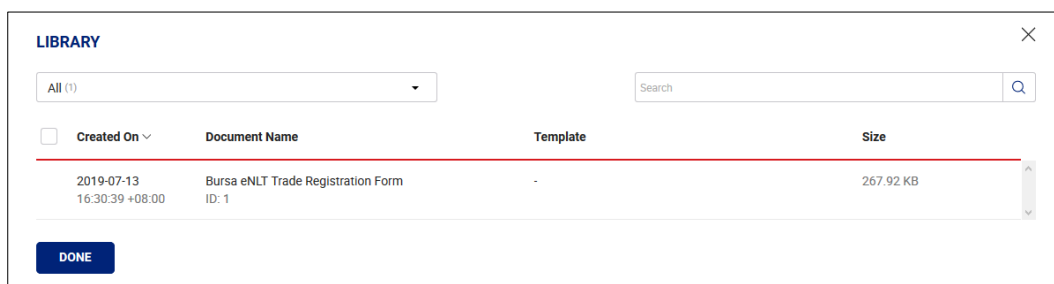
The screenshot shows the Bursa eNLT Dashboard. At the top, there are navigation tabs for 'DASHBOARD' and 'DOCUMENTS'. Below the navigation, there are four status indicators: 'PENDING', 'IN PROGRESS', 'DECLINED', and 'COMPLETED', each with a corresponding icon. A prominent red button labeled 'NEW WORKFLOW' is centered below these indicators. The dashboard is divided into four main sections: 'PERSONAL INFO', 'QUICK ACTIONS', 'ENTERPRISE ACTIONS', and 'SIGNATURE'. The 'PERSONAL INFO' section displays the user's profile picture, name 'enttbursa', email 'enttbursa@msctrustgate.com', and a 'View' link. The 'QUICK ACTIONS' section lists 'Templates', 'Contacts', 'Delegated Signing', and 'Notifications'. The 'ENTERPRISE ACTIONS' section lists 'Users', 'Templates', 'Integrations', 'Rebrand', and 'Contacts'. The 'SIGNATURE' section shows two signature boxes, one with the text 'enttbursa' and another with 'EN'.

3. Click the Cloud Icon.



The screenshot shows the 'NEW WORKFLOW' screen. At the top, there is a back arrow and the title 'NEW WORKFLOW'. Below the title, there is a section titled 'ADD DOCUMENTS' with several icons representing different document sources: a folder, a document, a cloud, a folder with a document, and a cloud with a document. A blue button labeled 'Get documents from library' is positioned below these icons.

4. Click 'Bursa eNLT Trade Registration Form' document.
5. Click 'DONE' button.

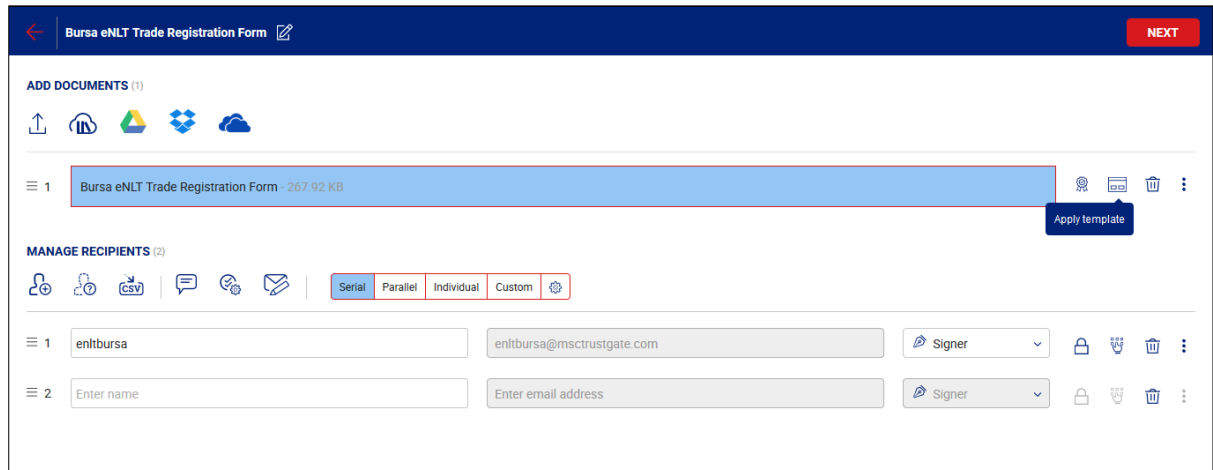


The screenshot shows a 'LIBRARY' window. At the top, there is a dropdown menu set to 'All (1)' and a search bar. Below the search bar, there is a table with the following columns: 'Created On', 'Document Name', 'Template', and 'Size'. The table contains one row of data:

Created On	Document Name	Template	Size
2019-07-13 16:30:39 +08:00	Bursa eNLT Trade Registration Form ID: 1	-	267.92 KB

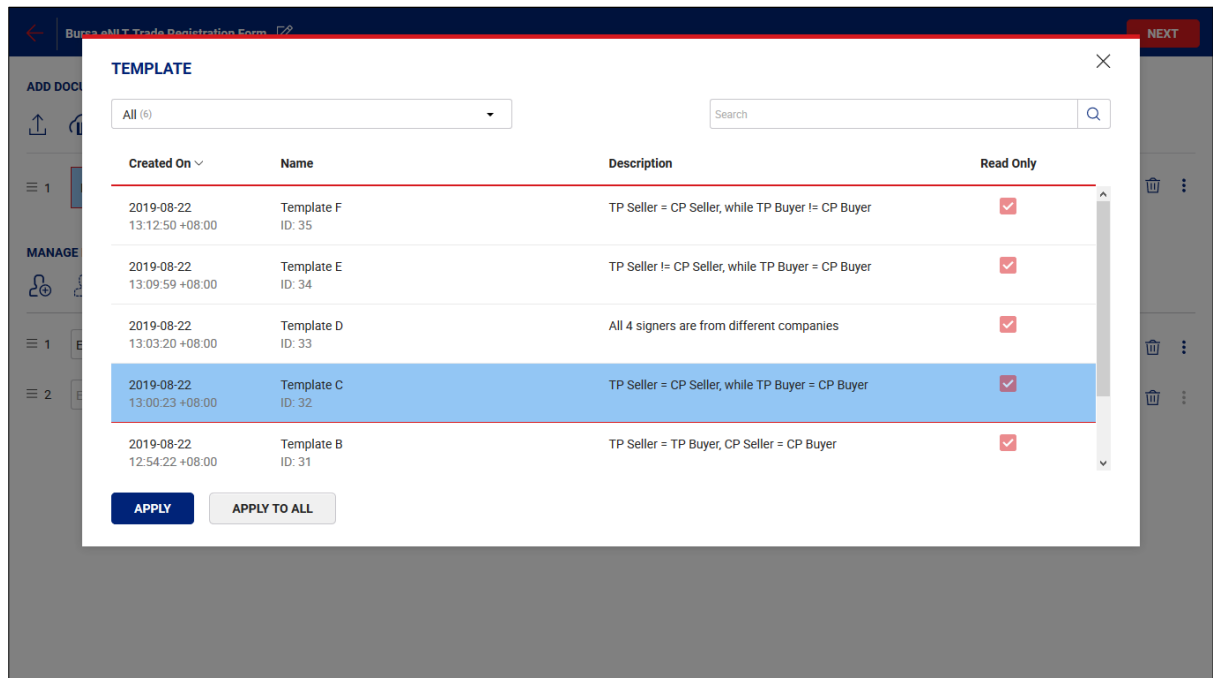
At the bottom of the window, there is a blue button labeled 'DONE'.

6. Click 'Apply Template' icon.



7. Choose Template 'C'.

8. Click 'APPLY' button.



9. Click 'Update' to update the Placeholder with the following choice: -

- Broker Code (Highly Recommended)
- Name (If you want a specific person sign the form)
- Email Address (If you want a specific person sign the form)

Bursa eNLT Trade Registration Form NEXT

ADD DOCUMENTS (1)

1 Bursa eNLT Trade Registration Form - 267.92 KB Template: Template C

MANAGE RECIPIENTS (4)

Serial Parallel Individual Custom

1	ENLT	enlbursa@msctrustgate.com	Editor	
2	ENLT	enlbursa@msctrustgate.com	Signer	
2	TP Buyer & CP Buyer (Company/Email)	Update Placeholder	Signer	
3	Bursa Admin	View Group	Reviewer	

Bursa eNLT Trade Registration Form NEXT

ADD DOCUMENTS (1)

1 Bursa eNLT Trade Registration Form - 267.92 KB Template: Template C

MANAGE RECIPIENTS (4)

Serial Parallel Individual Custom

UPDATE PLACEHOLDER

Name:

Email:

SAVE **CANCEL**

1	ENLT	enlbursa@msctrustgate.com	Editor	
2	ENLT	enlbursa@msctrustgate.com	Signer	
2	TP Buyer & CP Buyer (Company/Email)	Update Placeholder	Signer	
3	Bursa Admin	View Group	Reviewer	

10. Click 'NEXT' button.

11. Click 'SHARE NOW' button.

Bursa eNLT Trade Registration Form SAVE TEMPLATE SHARE NOW

DOCUMENTS (1)

Bursa eNLT Trade Registrati...

Fit Width

Template A

BURSA MALAYSIA

NEGOTIATED LARGE TRADE (NLT) FACILITY TRADE REGISTRATION FORM

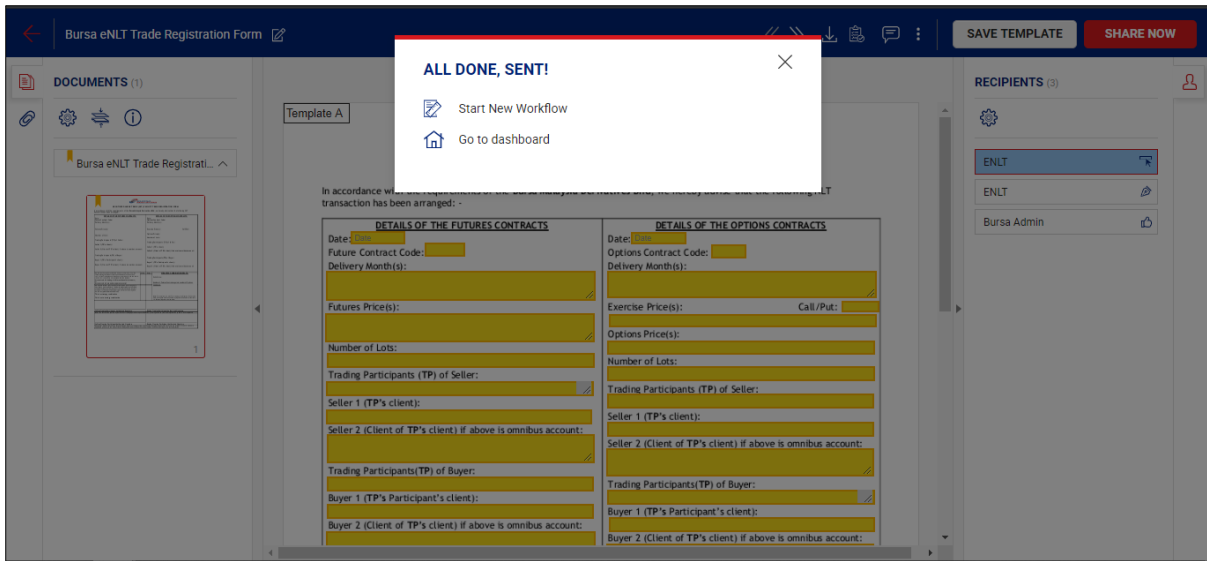
In accordance with the requirements of the Bursa Malaysia Derivatives Bhd, we hereby advise that the following NLT transaction has been arranged: -

DETAILS OF THE FUTURES CONTRACTS	DETAILS OF THE OPTIONS CONTRACTS
Date: <input type="text"/>	Date: <input type="text"/>
Future Contract Code: <input type="text"/>	Options Contract Code: <input type="text"/>
Delivery Month(s): <input type="text"/>	Delivery Month(s): <input type="text"/>
Futures Price(s): <input type="text"/>	Exercise Price(s): <input type="text"/> Call/Put: <input type="text"/>
Number of Lots: <input type="text"/>	Options Price(s): <input type="text"/>
Trading Participants (TP) of Seller: <input type="text"/>	Number of Lots: <input type="text"/>
Seller 1 (TP's client): <input type="text"/>	Trading Participants (TP) of Seller: <input type="text"/>
Seller 2 (Client of TP's client) if above is omnibus account: <input type="text"/>	Seller 1 (TP's client): <input type="text"/>
Trading Participants (TP) of Buyer: <input type="text"/>	Seller 2 (Client of TP's client) if above is omnibus account: <input type="text"/>
Buyer 1 (TP's Participant's client): <input type="text"/>	Trading Participants (TP) of Buyer: <input type="text"/>
Buyer 2 (Client of TP's client) if above is omnibus account: <input type="text"/>	Buyer 1 (TP's Participant's client): <input type="text"/>
	Buyer 2 (Client of TP's client) if above is omnibus account: <input type="text"/>

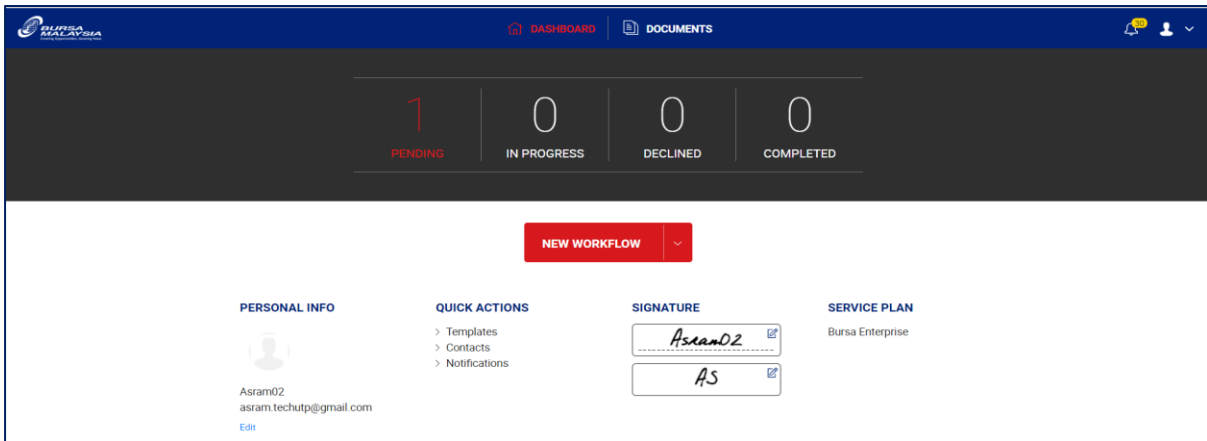
RECIPIENTS (3)

- ENLT
- ENLT
- Bursa Admin

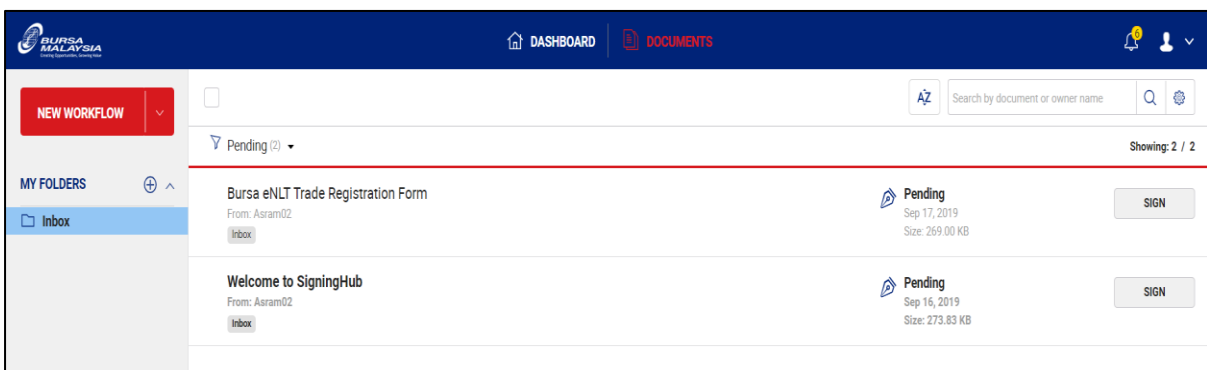
12. Click 'Go to dashboard'.



13. Click the 'PENDING' item (at the number).



14. Click 'SIGN' button.



15. Fill up the trade information in the yellow highlighted box.

DOCUMENTS (1)

Bursa eNLT Trade Registrati...

NEGOTIATED LARGE TRADE (NLT) FACILITY TRADE REGISTRATION FORM

In accordance with the requirements of the Bursa Malaysia Derivatives Bhd, we hereby advise that the following NLT transaction has been arranged: -

DETAILS OF THE FUTURES CONTRACTS	DETAILS OF THE OPTIONS CONTRACTS
Date: 07-Oct-2019	Date: 07-Oct-2019
Future Contract Code: [REDACTED]	Options Contract Code: [REDACTED]
Delivery Month(s): [REDACTED]	Delivery Month(s): [REDACTED]
Futures Price(s): [REDACTED]	Exercise Price(s): [REDACTED] Call/Put: [REDACTED]
Number of Lots: [REDACTED]	Options Price(s): [REDACTED]
Trading Participants (TP) of Seller: [REDACTED]	Number of Lots: [REDACTED]
Seller 1 (TP's client): [REDACTED]	Trading Participants (TP) of Seller: [REDACTED]
Seller 2 (Client of TP's client) if above is omnibus account: [REDACTED]	Seller 1 (TP's client): [REDACTED]
Trading Participants(TP) of Buyer: [REDACTED]	Seller 2 (Client of TP's client) if above is omnibus account: [REDACTED]
Buyer 1 (TP's Participant's client): [REDACTED]	Trading Participants(TP) of Buyer: [REDACTED]
Buyer 2 (Client of TP's client) if above is omnibus account: [REDACTED]	Buyer 1 (TP's Participant's client): [REDACTED]

RECIPIENTS (4)

- Asram02
- MIB
- JPM
- Bursa Admin

16. Tick the declaration box.

Bursa eNLT Trade Registration Form

DOCUMENTS (1)

Bursa eNLT Trade Registrati...

START

Buyer 2 (Client of TP's client) if above is omnibus account: [REDACTED]

We declare that we have obtained written confirmation from the clients stating that the account requirements set out in section 16.2.2 of the Trading Manual have been complied with and the above transaction is made between genuine mark one below):
 Accounts which belong to different beneficial owners;
 or
 Accounts which are under separate control

We declare further that the above transaction was arranged in accordance with the Rules of the Bursa Malaysia Derivatives Bhd and acknowledge that registration of the futures/options contract is subject to the Rules of Bursa Malaysia Derivatives Clearing Bhd. We declare (please mark one below):

This is a strategy combination

This is not a strategy combination

STRATEGY COMBINATION DELTA

Delta Value: [REDACTED]

Number of Futures Contracts against number of Options Contracts: [REDACTED]

Note: To complete if it is NLT for strategy combination. Delta value must correspond with the number of Options and Futures contracts i.e. Futures /Options = delta value

Initials: [REDACTED]

Selling Trading Participant Authorised Signature

Buying Trading Participant Authorised Signature

Note: The NLT will be processed by Derivatives Trading Operations upon submission of the registration form and registration of NLT in DCS completed

Sign here: [REDACTED]

Digital Signature: [REDACTED]

Selling Clearing Participant Authorised Signature

Buying Clearing Participant Authorised Signature

Disclaimer: We declare that we have obtained written confirmation from the clients stating that the position limits for the relevant contracts which are applicable pursuant to the Rules of Bursa Malaysia Derivatives Bhd will not be breached from the effecting of this NLT transaction

RECIPIENTS (4)

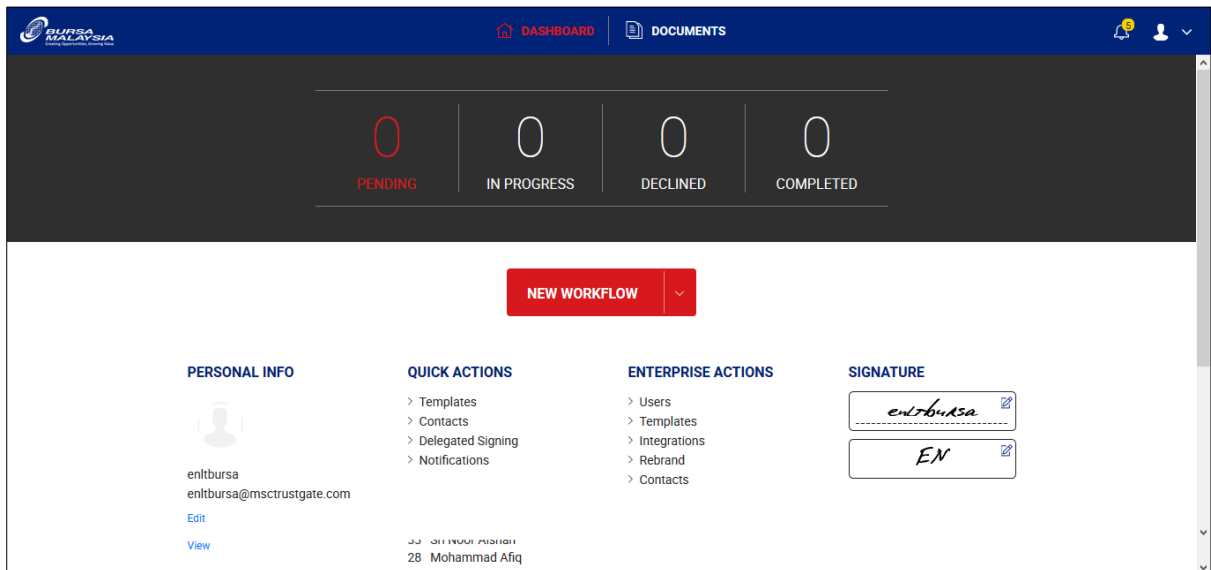
- Asram02
- MIB
- JPM
- Bursa Admin

SUBMIT

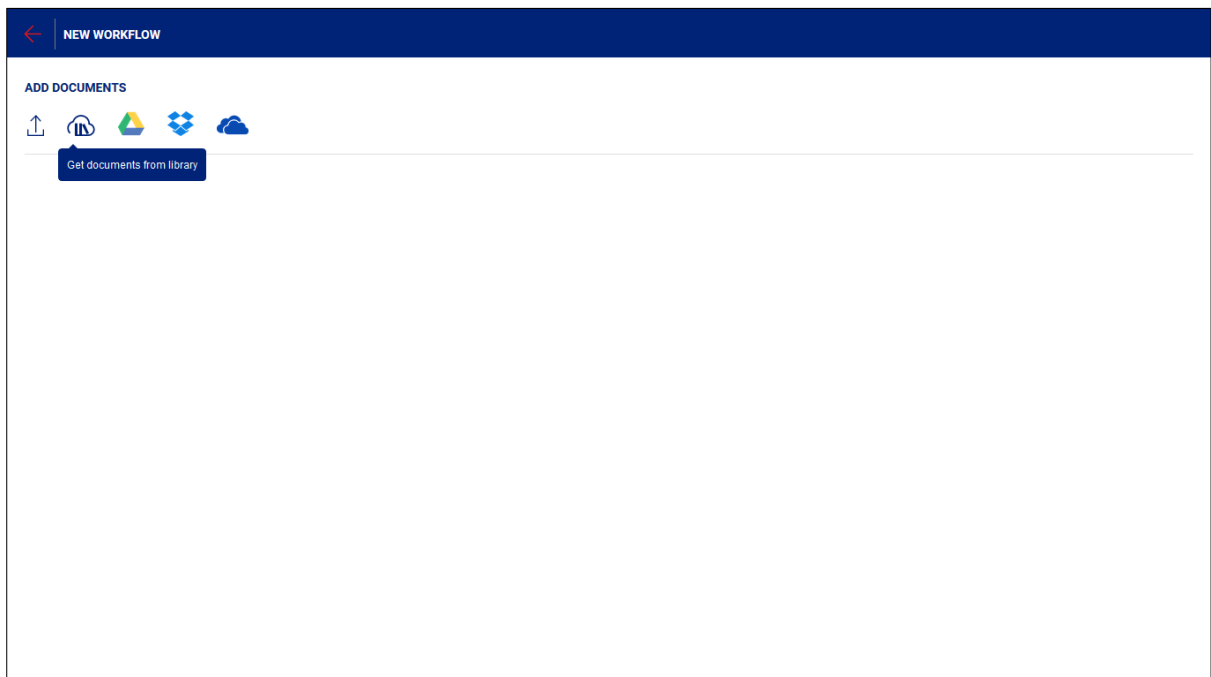
17. Click 'SUBMIT' button.

TEMPLATE D (ALL 4 DIFFERENT COMPANIES)

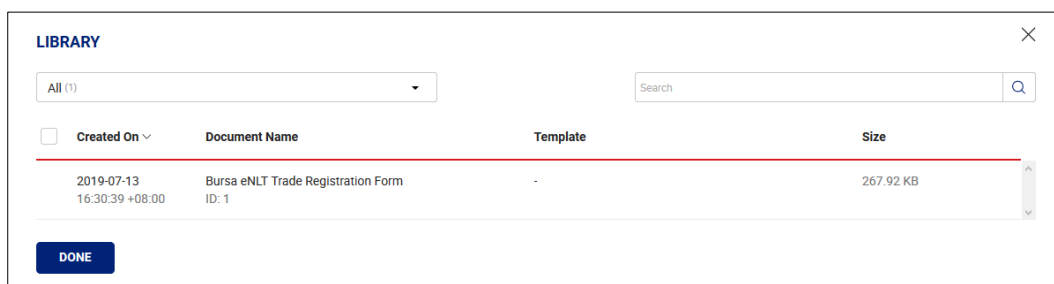
1. Log in to your eNLT Account.
2. At the dashboard, click 'NEW WORKFLOW' button.



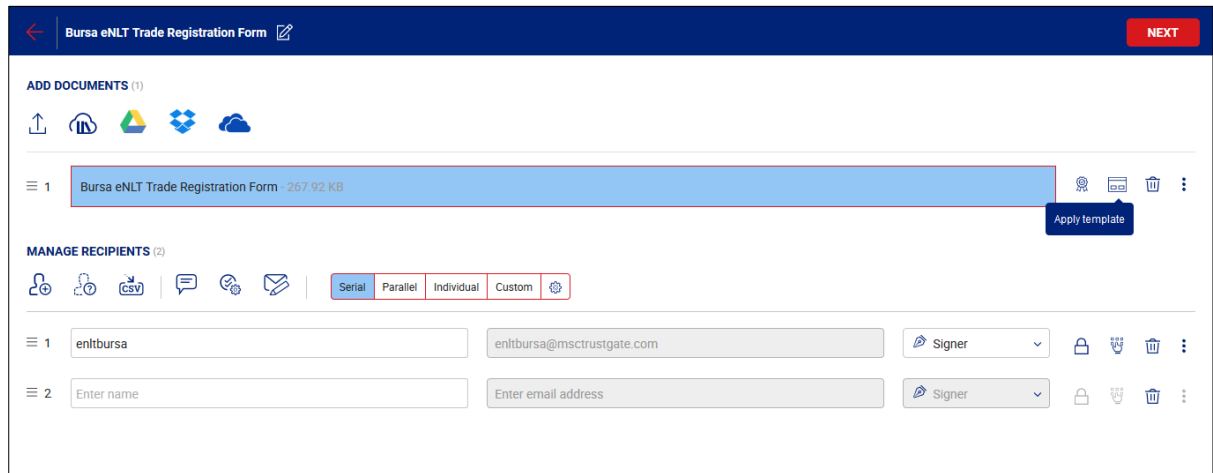
3. Click the Cloud Icon.



4. Click 'Bursa eNLT Trade Registration Form' document.
5. Click 'DONE' button.

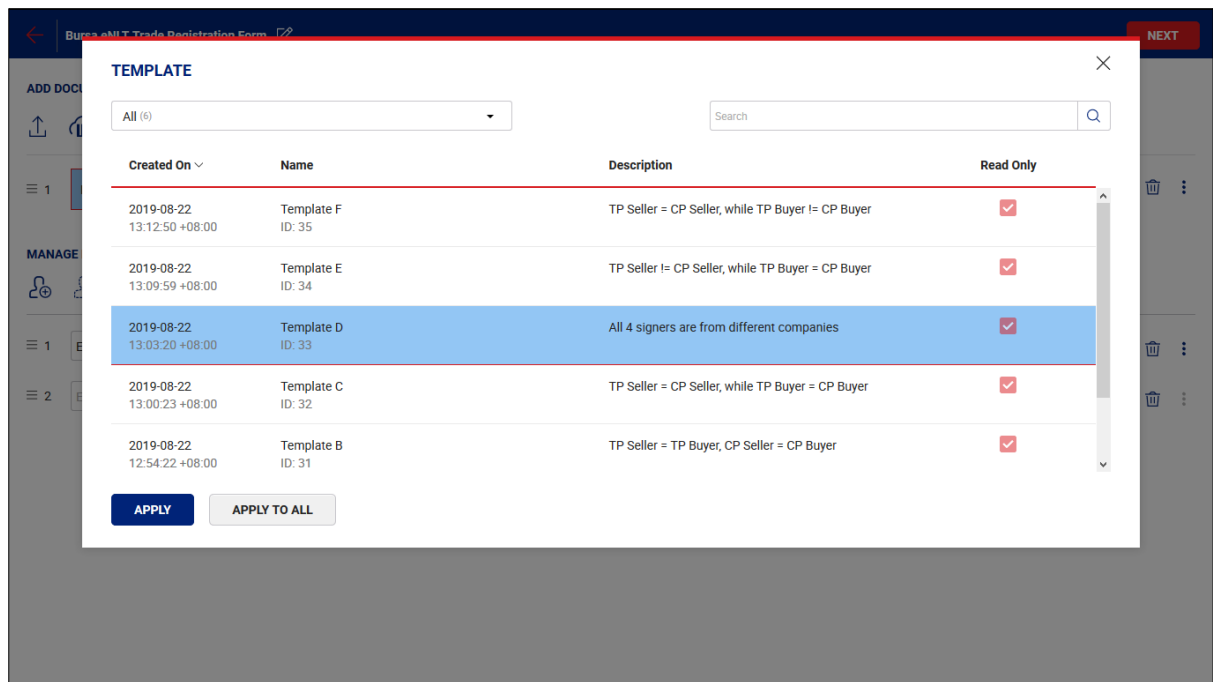


6. Click 'Apply Template' icon.



7. Choose Template 'D'.

8. Click 'APPLY' button.



9. Click 'Update' to update the Placeholder with the following choice: -

- Broker Code (Highly Recommended)
- Name (If you want a specific person sign the form)
- Email Address (If you want a specific person sign the form)

Bursa eNLT Trade Registration Form NEXT

ADD DOCUMENTS (1)

Bursa eNLT Trade Registration Form - 267.92 KB Template: Template D

MANAGE RECIPIENTS (6)

Serial Parallel Individual Custom

1	ENLT	entlbursa@msctrustgate.com	Editor	
2	ENLT	entlbursa@msctrustgate.com	Signer	
3	CP Seller (Group/Email)	Placeholder	Signer	
4	TP Buyer (Group/Email)	Placeholder	Signer	
5	CP Buyer (Group/Email)	Placeholder	Signer	
6	Bursa Admin	Group	Reviewer	

Bursa eNLT Trade Registration Form NEXT

ADD DOCUMENTS (1)

Bursa eNLT Trade Registration Form - 267.92 KB Template: Template D

MANAGE RECIPIENTS (6)

Serial Parallel Individual Custom

UPDATE PLACEHOLDER

Name

Email

SAVE **CANCEL**

1	ENLT	entlbursa@msctrustgate.com	Editor	
2	ENLT	entlbursa@msctrustgate.com	Signer	
3	CP Seller (Group/Email)	Placeholder	Signer	
4	TP Buyer (Group/Email)	Placeholder	Signer	
5	CP Buyer (Group/Email)	Placeholder	Signer	
6	Bursa Admin	Group	Reviewer	

10. Click 'NEXT' button.

11. Click 'SHARE NOW' button.

Bursa eNLT Trade Registration Form

DOCUMENTS (1)

Template D

BURSA MALAYSIA
Creating Opportunities, Growing Value

NEGOTIATED LARGE TRADE (NLT) FACILITY TRADE REGISTRATION FORM

In accordance with the requirements of the Bursa Malaysia Derivatives Bhd, we hereby advise that the following NLT transaction has been arranged: -

DETAILS OF THE FUTURES CONTRACTS	DETAILS OF THE OPTIONS CONTRACTS
Date: [Redacted]	Date: [Redacted]
Future Contract Code: [Redacted]	Options Contract Code: [Redacted]
Delivery Month(s): [Redacted]	Delivery Month(s): [Redacted]
Futures Price(s): [Redacted]	Exercise Price(s): [Redacted] Call/Put: [Redacted]
Number of Lots: [Redacted]	Options Price(s): [Redacted]
Trading Participants (TP) of Seller: [Redacted]	Number of Lots: [Redacted]
Seller 1 (TP's client): [Redacted]	Trading Participants (TP) of Seller: [Redacted]
Seller 2 (Client of TP's client) if above is omnibus account: [Redacted]	Seller 1 (TP's client): [Redacted]
Trading Participants(TP) of Buyer: [Redacted]	Seller 2 (Client of TP's client) if above is omnibus account: [Redacted]
Buyer 1 (TP's Participant's client): [Redacted]	Trading Participants(TP) of Buyer: [Redacted]
Buyer 2 (Client of TP's client) if above is omnibus account: [Redacted]	Buyer 1 (TP's Participant's client): [Redacted]
	Buyer 2 (Client of TP's client) if above is omnibus account: [Redacted]

RECIPIENTS (0)

- Asram02
- MIB
- CMF
- JPM
- RHF
- Bursa Admin

12. Click 'Go to dashboard'.

Bursa eNLT Trade Registration Form

DOCUMENTS (1)

Template A

ALL DONE, SENT!

- Start New Workflow
- Go to dashboard

SAVE TEMPLATE SHARE NOW

RECIPIENTS (3)

- ENLT
- ENLT
- Bursa Admin

13. Click the 'PENDING' item (at the number).

BURSA MALAYSIA

DASHBOARD DOCUMENTS

1 PENDING 0 IN PROGRESS 0 DECLINED 0 COMPLETED

NEW WORKFLOW

PERSONAL INFO

Asram02
asram.techutp@gmail.com
Edit

QUICK ACTIONS

- Templates
- Contacts
- Notifications

SIGNATURE

Asram02

AS

SERVICE PLAN

Bursa Enterprise

14. Click 'SIGN' button.

BURSA MALAYSIA DASHBOARD DOCUMENTS

NEW WORKFLOW

MY FOLDERS
Inbox

Pending (2) Showing: 2 / 2

Bursa eNLT Trade Registration Form From: Asram02 Inbox	Pending Sep 17, 2019 Size: 269.00 KB	SIGN
Welcome to SigningHub From: Asram02 Inbox	Pending Sep 16, 2019 Size: 273.83 KB	SIGN

15. Fill up the trade information in the yellow highlighted box.

DOCUMENTS (1) RECIPIENTS (6)

Bursa eNLT Trade Registrati...

NEGOTIATED LARGE TRADE (NLT) FACILITY TRADE REGISTRATION FORM

In accordance with the requirements of the Bursa Malaysia Derivatives Bhd, we hereby advise that the following NLT transaction has been arranged:

DETAILS OF THE FUTURES CONTRACTS	DETAILS OF THE OPTIONS CONTRACTS
Date: 07-09-2019	Date: 07-09-2019
Future Contract Code: [Yellow]	Options Contract Code: [Yellow]
Delivery Month(s): [Yellow]	Delivery Month(s): [Yellow]
Futures Price(s): [Yellow]	Exercise Price(s): [Yellow] Call/Put: [Yellow]
Number of Lots: [Yellow]	Options Price(s): [Yellow]
Trading Participants (TP) of Seller: [Yellow]	Number of Lots: [Yellow]
Seller 1 (TP's client): [Yellow]	Trading Participants (TP) of Seller: [Yellow]
Seller 2 (Client of TP's client) if above is omnibus account: [Yellow]	Seller 1 (TP's client): [Yellow]
Trading Participants (TP) of Buyer: [Yellow]	Seller 2 (Client of TP's client) if above is omnibus account: [Yellow]
Buyer 1 (TP's Participant's client): [Yellow]	Trading Participants (TP) of Buyer: [Yellow]
Buyer 2 (Client of TP's client) if above is omnibus account: [Yellow]	Buyer 1 (TP's Participant's client): [Yellow]

16. Tick the declaration box.

Bursa eNLT Trade Registration Form

DOCUMENTS (1) RECIPIENTS (6)

Bursa eNLT Trade Registrati...

START

Buyer 2 (Client of TP's client) if above is omnibus account:

We declare that we have obtained written confirmation from the clients stating that the account requirements set out in section 16.2.2 of the Trading Manual have been complied with and the above transaction is made between (please mark one below):
 Accounts which belong to different beneficial owners;
 Accounts which are under separate control

We declare further that the above transaction was arranged in accordance with the Rules of the Bursa Malaysia Derivatives Bhd and acknowledge that registration of the futures/options contract is subject to the Rules of Bursa Malaysia Derivatives Clearing Bhd. We declare (please mark one below):
 This is a strategy combination
 This is not a strategy combination

STRATEGY COMBINATION DELTA

Delta Value: [Yellow]

Number of Futures Contracts against number of Options Contracts: [Yellow]

Note: To complete if it is NLT for strategy combination. Delta value must correspond with the number of Options and Futures contracts i.e. Futures / Options = delta value

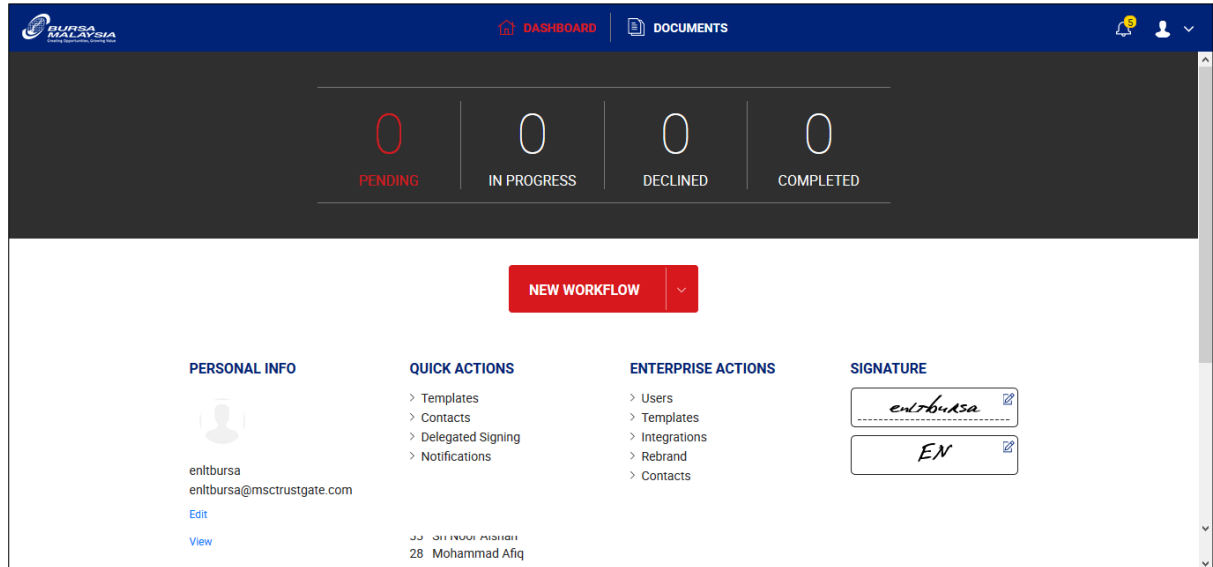
Digital Signature	Digital Signature
Selling Trading Participant Authorised Signature	Buying Trading Participant Authorised Signature
Digital Signature	Digital Signature
Selling Clearing Participant Authorised Signature	Buying Clearing Participant Authorised Signature

Disclaimer: We declare that we have obtained written confirmation from the clients stating that the position limits for the relevant contracts which are applicable pursuant to the Rules of Bursa Malaysia Derivatives Bhd will not be breached from the effecting of this NLT transaction

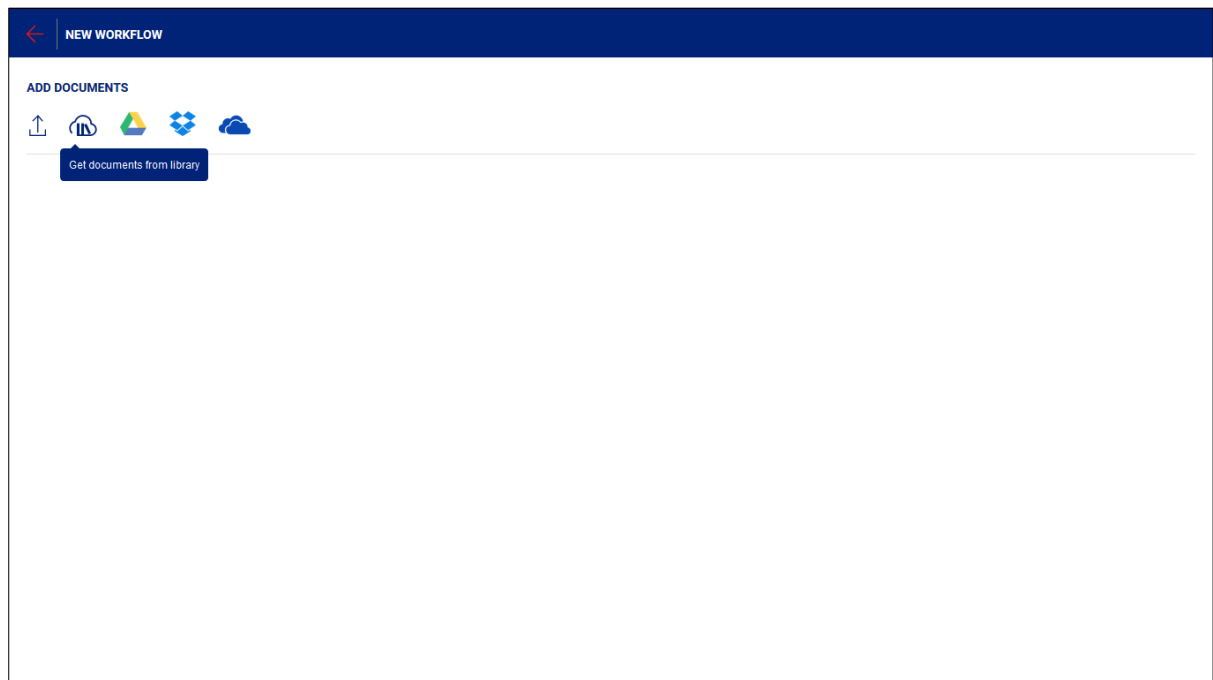
17. Click 'SUBMIT' button.

TEMPLATE E (TP SELLER & CP SELLER DIFFERENT COMPANY, TP BUYER & CP BUYER SAME COMPANY)

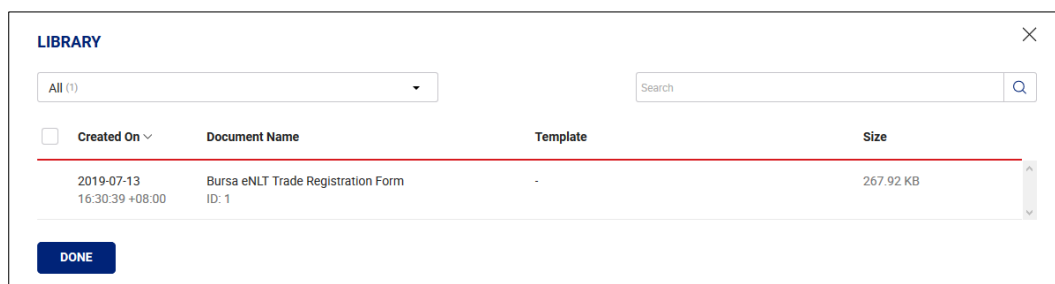
1. Log in to your eNLT Account.
2. At the dashboard, click 'NEW WORKFLOW' button.



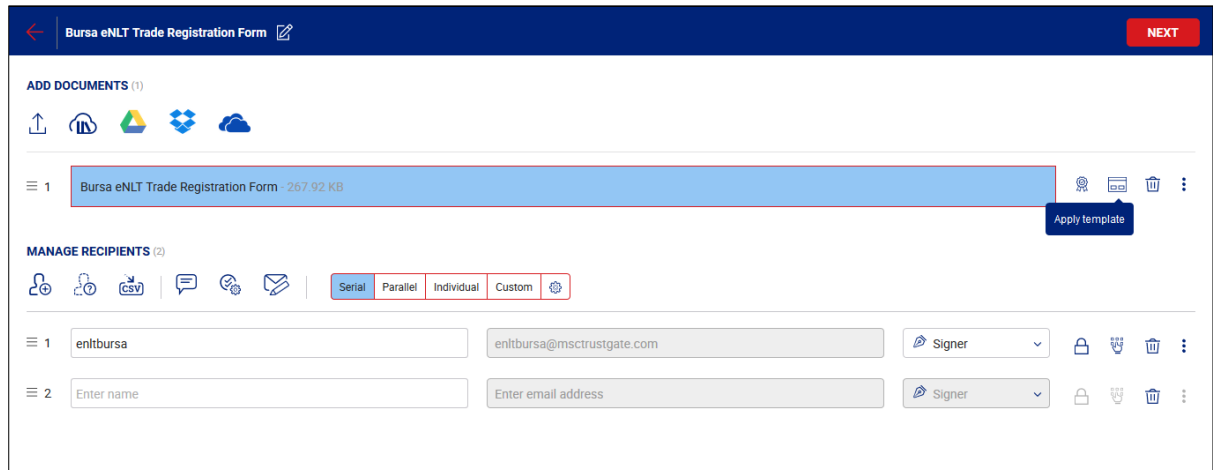
3. Click the Cloud Icon.



4. Click 'Bursa eNLT Trade Registration Form' document.
5. Click 'DONE' button.

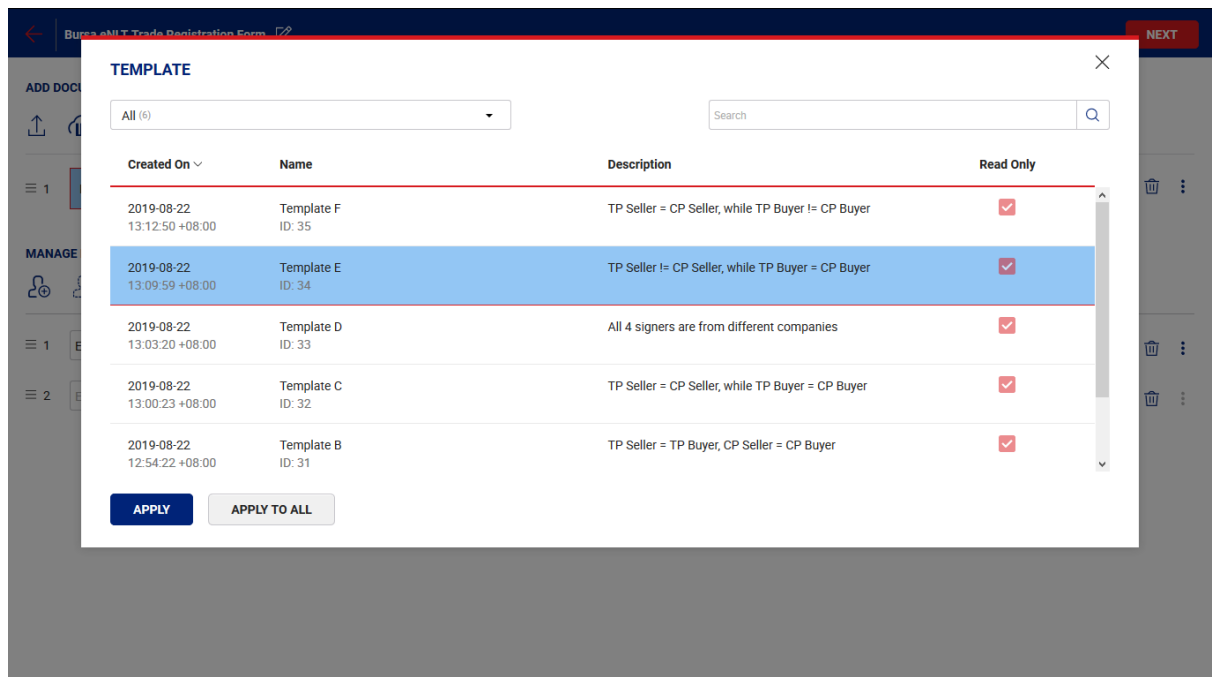


6. Click 'Apply Template' icon.



7. Choose Template 'E'.

8. Click 'APPLY' button.



9. Click 'Update' to update the Placeholder with the following choice: -

- Broker Code (Highly Recommended)
- Name (If you want a specific person sign the form)
- Email Address (If you want a specific person sign the form)

Bursa eNLT Trade Registration Form NEXT

ADD DOCUMENTS (1)

Bursa eNLT Trade Registration Form - 267.92 KB Template: Template E

MANAGE RECIPIENTS (5)

Serial Parallel Individual Custom

1	ENLT	enlbursa@msctrustgate.com	Editor	
2	ENLT	enlbursa@msctrustgate.com	Signer	
3	CP Seller (Group/Email) Update	Placeholder	Signer	
4	TP Buyer & CP Buyer (Group/Email) Update	Placeholder	Signer	
5	Bursa Admin View	Group	Reviewer	

Bursa eNLT Trade Registration Form NEXT

ADD DOCUMENTS (1)

Bursa eNLT Trade Registration Form - 267.92 KB Template: Template E

MANAGE RECIPIENTS (5)

Serial Parallel Individual C

UPDATE PLACEHOLDER

Name

Email

[SAVE](#) [CANCEL](#)

1	ENLT	enlbursa@msctrustgate.com	Editor	
2	ENLT	enlbursa@msctrustgate.com	Signer	
3	CP Seller (Group/Email) Update	Placeholder	Signer	
4	TP Buyer & CP Buyer (Group/Email) Update	Placeholder	Signer	
5	Bursa Admin View	Group	Reviewer	

10. Click 'NEXT' button.

11. Click 'SHARE NOW' button.

Bursa eNLT Trade Registration Form

DOCUMENTS (1)

Bursa eNLT Trade Registrati...

Template E

BURSA MALAYSIA
BERSEKUTU BERSAMA MELAKSANAKAN TRANSFORMASI

NEGOTIATED LARGE TRADE (NLT) FACILITY TRADE REGISTRATION FORM

In accordance with the requirements of the Bursa Malaysia Derivatives Bhd, we hereby advise that the following NLT transaction has been arranged: -

DETAILS OF THE FUTURES CONTRACTS	DETAILS OF THE OPTIONS CONTRACTS
Date: [Redacted]	Date: [Redacted]
Future Contract Code: [Redacted]	Options Contract Code: [Redacted]
Delivery Month(s): [Redacted]	Delivery Month(s): [Redacted]
Futures Price(s): [Redacted]	Exercise Price(s): [Redacted] Call/Put: [Redacted]
Number of Lots: [Redacted]	Options Price(s): [Redacted]
Trading Participants (TP) of Seller: [Redacted]	Number of Lots: [Redacted]
Seller 1 (TP's client): [Redacted]	Trading Participants (TP) of Seller: [Redacted]
Seller 2 (Client of TP's client) if above is omnibus account: [Redacted]	Seller 1 (TP's client): [Redacted]
Trading Participants(TP) of Buyer: [Redacted]	Seller 2 (Client of TP's client) if above is omnibus account: [Redacted]
Buyer 1 (TP's Participant's client): [Redacted]	Trading Participants(TP) of Buyer: [Redacted]
Buyer 2 (Client of TP's client) if above is omnibus account: [Redacted]	Buyer 1 (TP's Participant's client): [Redacted]
	Buyer 2 (Client of TP's client) if above is omnibus account: [Redacted]

RECIPIENTS (3)

- Asram02
- MIB
- CMF
- JPM
- Bursa Admin

12. Click 'Go to dashboard'.

Bursa eNLT Trade Registration Form

DOCUMENTS (1)

Bursa eNLT Trade Registrati...

Template A

ALL DONE, SENT!

- Start New Workflow
- Go to dashboard

SAVE TEMPLATE SHARE NOW

RECIPIENTS (3)

- ENLT
- ENLT
- Bursa Admin

13. Click the 'PENDING' item (at the number).

BURSA MALAYSIA

DASHBOARD DOCUMENTS

1 PENDING 0 IN PROGRESS 0 DECLINED 0 COMPLETED

NEW WORKFLOW

PERSONAL INFO

Asram02
asram.techup@gmail.com
Edit

QUICK ACTIONS

- Templates
- Contacts
- Notifications

SIGNATURE

Asram02

AS

SERVICE PLAN

Bursa Enterprise

14. Click 'SIGN' button.

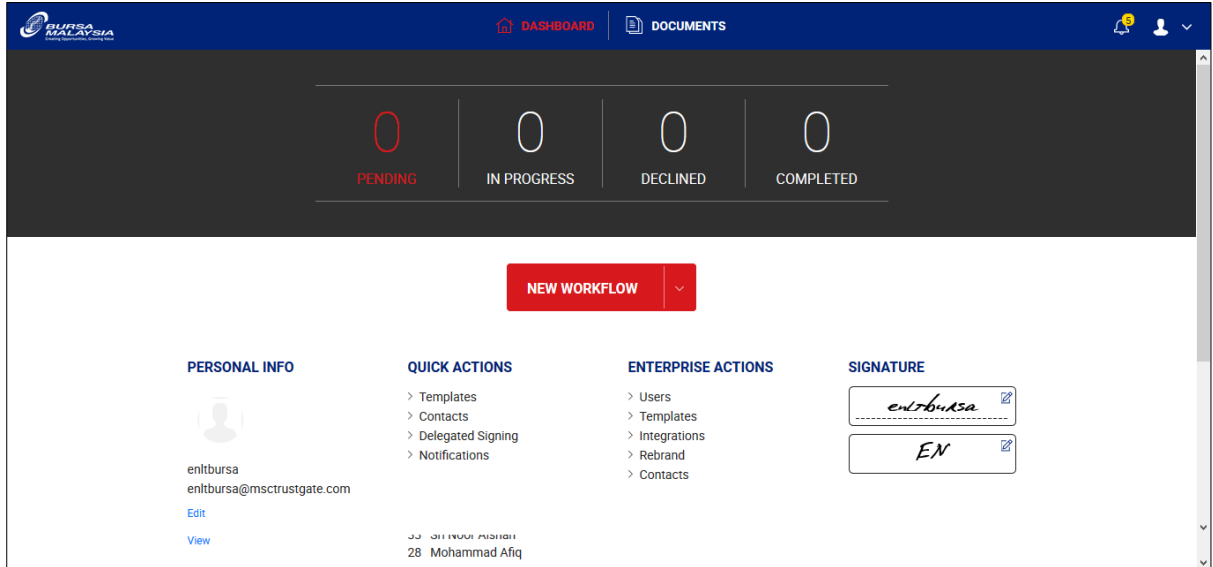
15. Fill up the trade information in the yellow highlighted box.

16. Tick the declaration box.

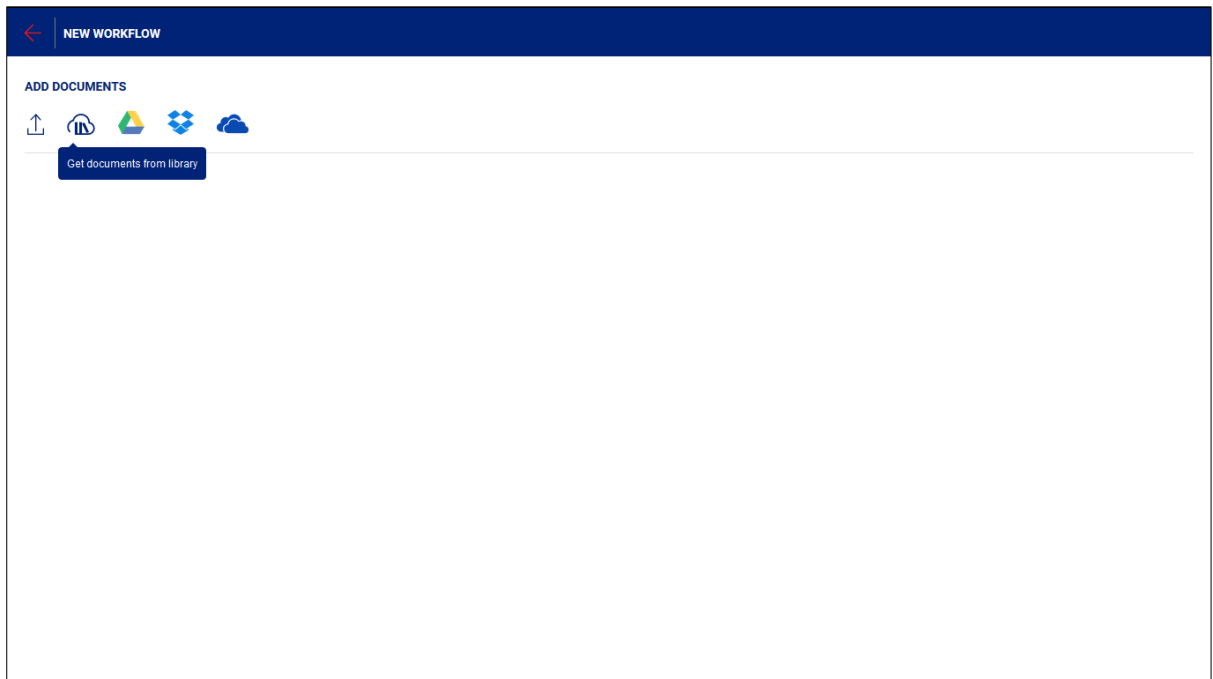
17. Click 'SUBMIT' button.

TEMPLATE F (TP SELLER & CP SELLER SAME COMPANY, TP BUYER & CP BUYER DIFFERENT COMPANY)

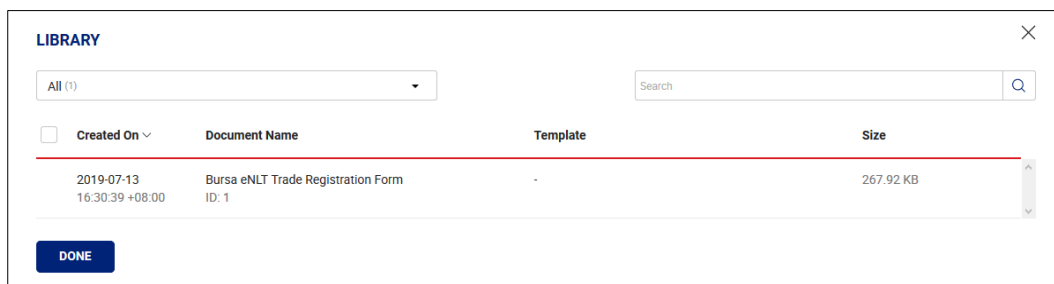
1. Log in to your eNLT Account.
2. At the dashboard, click 'NEW WORKFLOW' button.



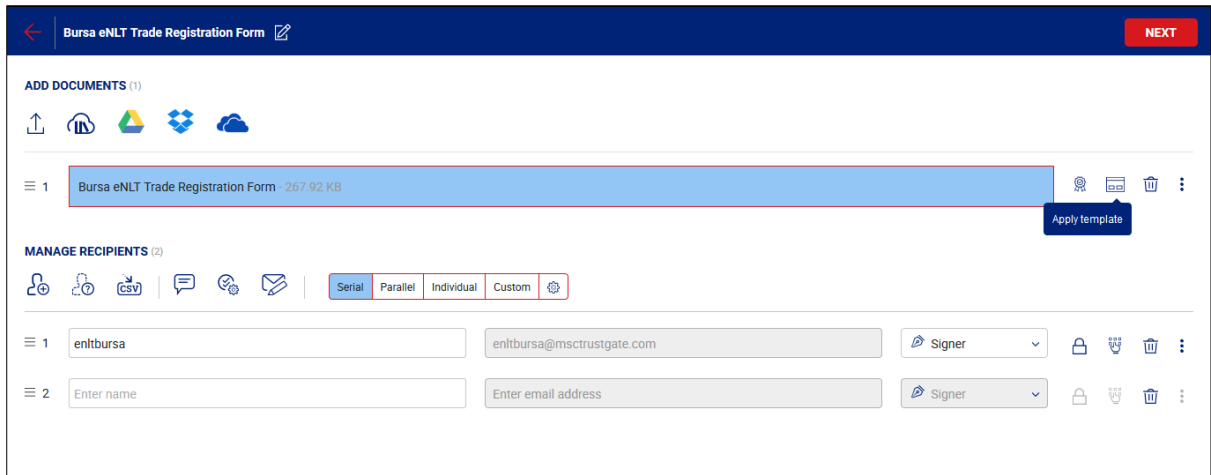
3. Click the Cloud Icon.



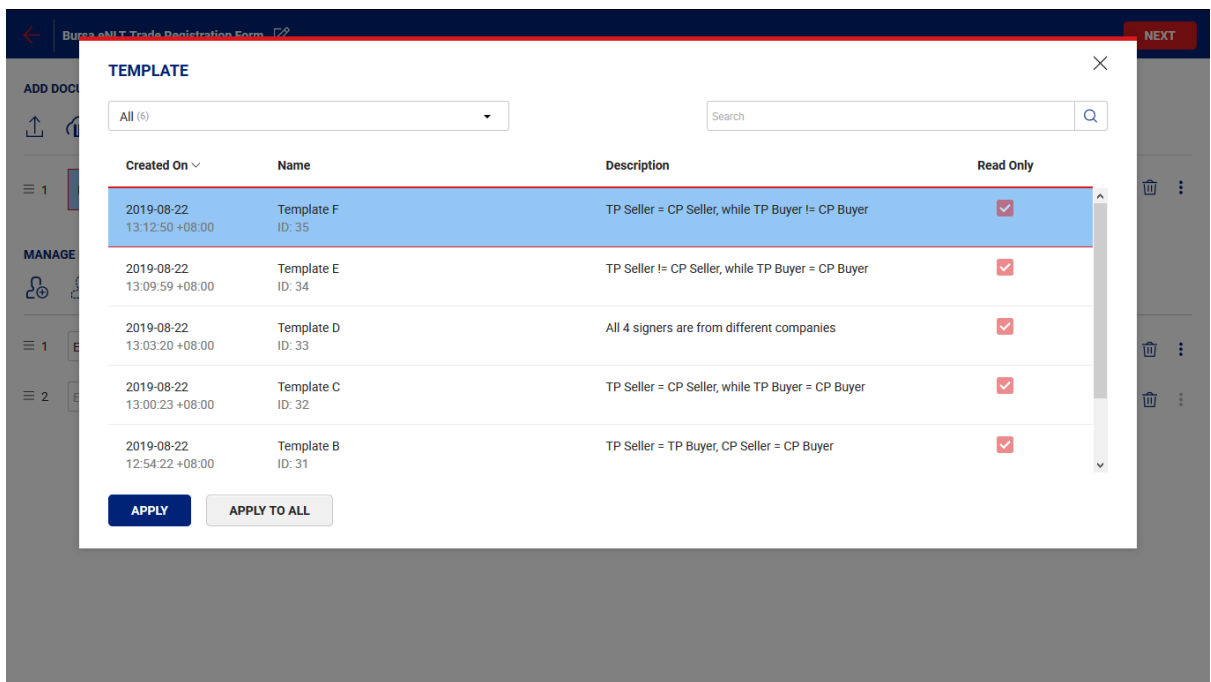
4. Click 'Bursa eNLT Trade Registration Form' document.
5. Click 'DONE' button.



- 6.

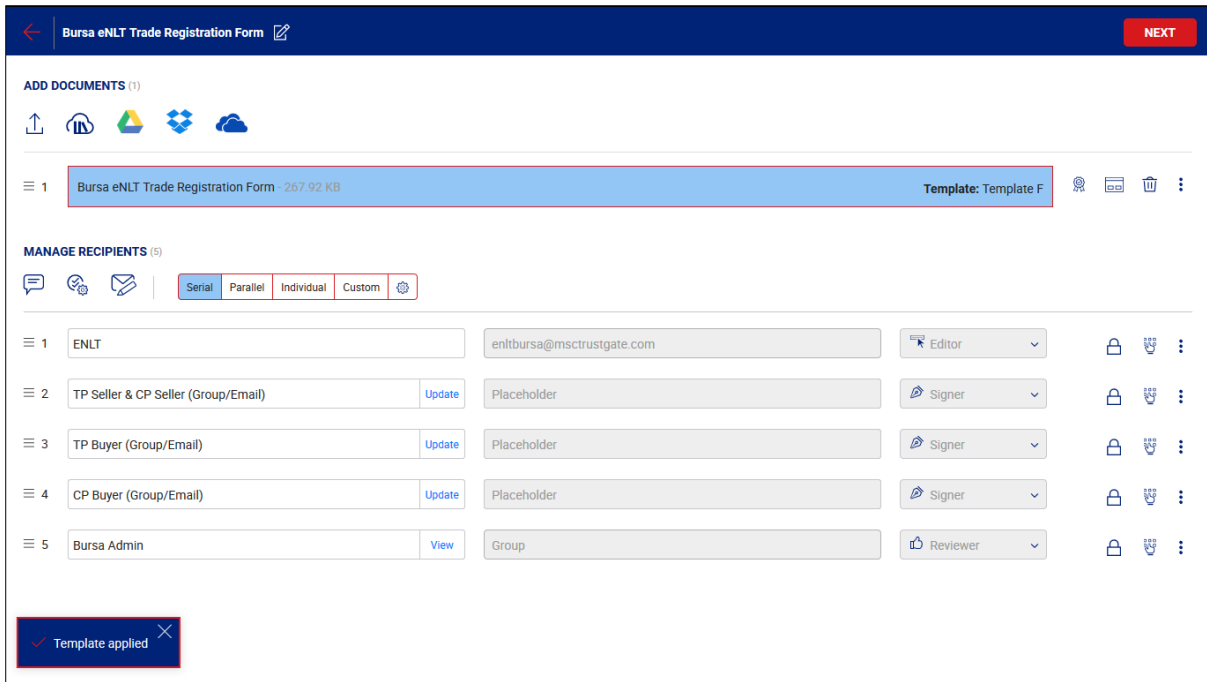


7. Choose Template 'F'.
8. Click 'APPLY' button.



Created On	Name	Description	Read Only
2019-08-22 13:12:50 +08:00	Template F ID: 35	TP Seller = CP Seller, while TP Buyer != CP Buyer	<input checked="" type="checkbox"/>
2019-08-22 13:09:59 +08:00	Template E ID: 34	TP Seller != CP Seller, while TP Buyer = CP Buyer	<input checked="" type="checkbox"/>
2019-08-22 13:03:20 +08:00	Template D ID: 33	All 4 signers are from different companies	<input checked="" type="checkbox"/>
2019-08-22 13:00:23 +08:00	Template C ID: 32	TP Seller = CP Seller, while TP Buyer = CP Buyer	<input checked="" type="checkbox"/>
2019-08-22 12:54:22 +08:00	Template B ID: 31	TP Seller = TP Buyer, CP Seller = CP Buyer	<input checked="" type="checkbox"/>

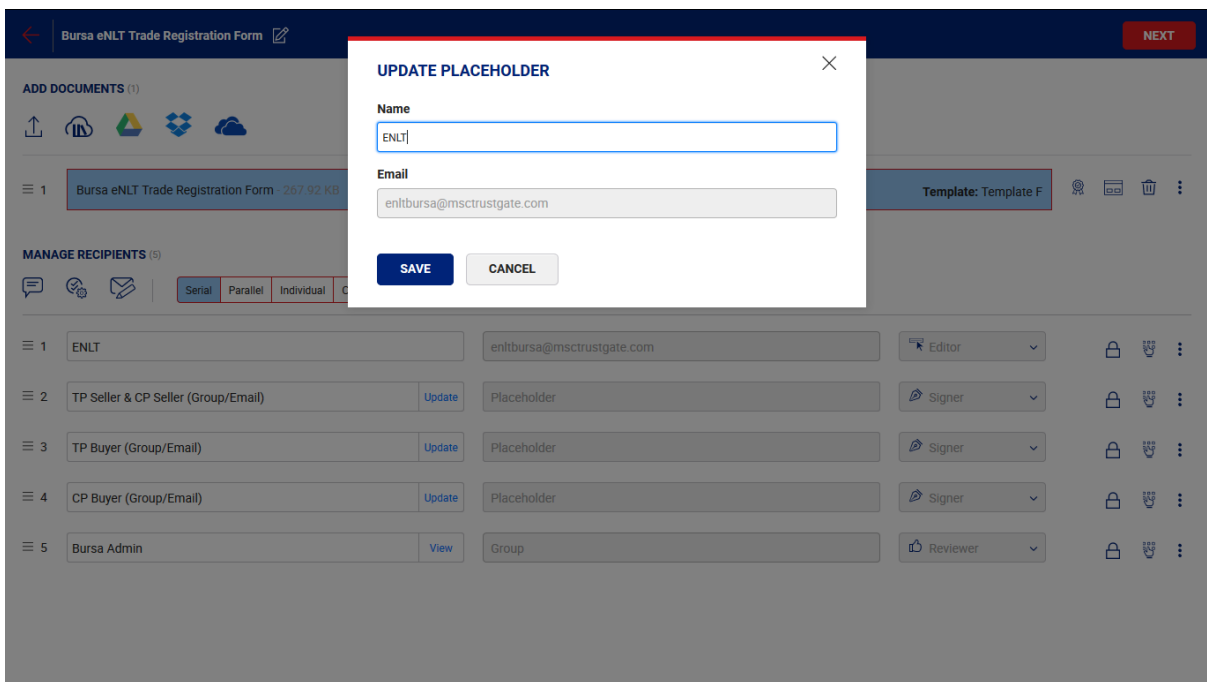
9. Click 'Update' to update the Placeholder with the following choice: -
 - Broker Code (Highly Recommended)
 - Name (If you want a specific person sign the form)
 - Email Address (If you want a specific person sign the form)



The screenshot shows the 'Bursa eNLT Trade Registration Form' interface. At the top right, there is a red 'NEXT' button. Below the header, there is a section for 'ADD DOCUMENTS (1)' with a list of document icons and a document entry: 'Bursa eNLT Trade Registration Form - 267.92 KB' with a 'Template: Template F' label. Below this is the 'MANAGE RECIPIENTS (5)' section, which includes tabs for 'Serial', 'Parallel', 'Individual', and 'Custom'. A table lists five recipients:

Recipient ID	Recipient Name	Update/View Action	Email	Role	Permissions
1	ENLT		enltbursa@msctrustgate.com	Editor	Lock, Share, More
2	TP Seller & CP Seller (Group/Email)	Update	Placeholder	Signer	Lock, Share, More
3	TP Buyer (Group/Email)	Update	Placeholder	Signer	Lock, Share, More
4	CP Buyer (Group/Email)	Update	Placeholder	Signer	Lock, Share, More
5	Bursa Admin	View	Group	Reviewer	Lock, Share, More

At the bottom left, a blue notification box states 'Template applied'.



This screenshot shows the same interface as above, but with an 'UPDATE PLACEHOLDER' dialog box open in the center. The dialog box has a close button (X) in the top right corner and contains the following fields:

- Name:** ENLT
- Email:** enltbursa@msctrustgate.com

At the bottom of the dialog box, there are two buttons: 'SAVE' and 'CANCEL'. The background interface is dimmed.

10. Click 'NEXT' button.

11. Click 'SHARE NOW' button.

Bursa eNLT Trade Registration Form

DOCUMENTS (1)

Bursa eNLT Trade Registrati...

Template F

BURSA MALAYSIA
BERSEKUTUAN BERKUALITI

NEGOTIATED LARGE TRADE (NLT) FACILITY TRADE REGISTRATION FORM

In accordance with the requirements of the Bursa Malaysia Derivatives Bhd, we hereby advise that the following NLT transaction has been arranged: -

DETAILS OF THE FUTURES CONTRACTS		DETAILS OF THE OPTIONS CONTRACTS	
Date:		Date:	
Future Contract Code:		Options Contract Code:	
Delivery Month(s):		Delivery Month(s):	
Futures Price(s):		Exercise Price(s):	Call/Put:
Number of Lots:		Options Price(s):	
Trading Participants (TP) of Seller:		Number of Lots:	
Seller 1 (TP's client):		Trading Participants (TP) of Seller:	
Seller 2 (Client of TP's client) if above is omnibus account:		Seller 1 (TP's client):	
Trading Participants (TP) of Buyer:		Seller 2 (Client of TP's client) if above is omnibus account:	
Buyer 1 (TP's Participant's client):		Trading Participants (TP) of Buyer:	
Buyer 2 (Client of TP's client) if above is omnibus account:		Buyer 1 (TP's Participant's client):	
		Buyer 2 (Client of TP's client) if above is omnibus account:	

We declare that we have obtained written confirmation from the clients stating that the account requirements set out in section 96.2.2 of the Trading Manual have been complied with and the above transaction is made between (please mark one below):

Accounts which belong to different beneficial owners;

or

Accounts which are under separate control

We declare further that the above transaction was arranged in accordance with the Rules of the Bursa Malaysia Derivatives Bhd and acknowledge that registration of the futures/options contract is subject to the Rules of Bursa Malaysia Derivatives Bhd.

Seller: Buyer:

STRATEGY COMBINATION DELTA

Delta Value:

Number of Futures Contracts against number of Options Contracts:

RECIPIENTS (5)

ENLT

ENLT

Azlan

Nuurasram

Bursa Admin

12. Click 'Go to dashboard'.

Bursa eNLT Trade Registration Form

DOCUMENTS (1)

Bursa eNLT Trade Registrati...

Template A

ALL DONE, SENT!

Start New Workflow

Go to dashboard

In accordance with the requirements of the Bursa Malaysia Derivatives Bhd, we hereby advise that the following NLT transaction has been arranged: -

DETAILS OF THE FUTURES CONTRACTS		DETAILS OF THE OPTIONS CONTRACTS	
Date:		Date:	
Future Contract Code:		Options Contract Code:	
Delivery Month(s):		Delivery Month(s):	
Futures Price(s):		Exercise Price(s):	Call/Put:
Number of Lots:		Options Price(s):	
Trading Participants (TP) of Seller:		Number of Lots:	
Seller 1 (TP's client):		Trading Participants (TP) of Seller:	
Seller 2 (Client of TP's client) if above is omnibus account:		Seller 1 (TP's client):	
Trading Participants (TP) of Buyer:		Seller 2 (Client of TP's client) if above is omnibus account:	
Buyer 1 (TP's Participant's client):		Trading Participants (TP) of Buyer:	
Buyer 2 (Client of TP's client) if above is omnibus account:		Buyer 1 (TP's Participant's client):	
		Buyer 2 (Client of TP's client) if above is omnibus account:	

RECIPIENTS (3)

ENLT

ENLT

Bursa Admin

13. Click the 'PENDING' item (at the number).

The dashboard shows a workflow summary with 1 Pending, 0 In Progress, 0 Declined, and 0 Completed items. A 'NEW WORKFLOW' button is visible. The user profile for 'Asram02' (asram.techutp@gmail.com) is shown, along with 'QUICK ACTIONS' (Templates, Contacts, Notifications) and 'SIGNATURE' fields containing 'Asram02' and 'As'. The 'SERVICE PLAN' is listed as 'Bursa Enterprise'.

14. Click 'SIGN' button.

The 'DOCUMENTS' section shows a list of pending documents. Two documents are listed: 'Bursa eNLT Trade Registration Form' (Sep 17, 2019, 269.00 KB) and 'Welcome to SigningHub' (Sep 16, 2019, 273.83 KB). Both documents have a 'SIGN' button next to them.

15. Fill up the trade information in the yellow highlighted box.

The 'Bursa eNLT Trade Registration Form' is displayed. The form is titled 'NEGOTIATED LARGE TRADE (NLT) FACILITY TRADE REGISTRATION FORM'. It contains two main sections: 'DETAILS OF THE FUTURES CONTRACTS' and 'DETAILS OF THE OPTIONS CONTRACTS'. The fields in these sections are highlighted in yellow, indicating where trade information should be entered. The 'RECIPIENTS' list on the right includes 'Asram02', 'MIB', 'JPM', 'RHF', and 'Bursa Admin'.

16. Tick the declaration box.

Bursa eNLT Trade Registration Form

DOCUMENTS (1)

Bursa eNLT Trade Registrati...

START

Buyer 2 (Client of TP's client) if above is omnibus account:

We declare that we have obtained written confirmation from the clients stating that the account requirements set out in section 16.2.2 of the Trading Manual have been complied with and the above transaction is made between please mark one below:
 Accounts which belong to different beneficial owners;
 OR
 Accounts which are under separate control

We declare further that the above transaction was arranged in accordance with the Rules of the Bursa Malaysia Derivatives Bhd and acknowledge that registration of the Futures/Options contract is subject to the Rules of Bursa Malaysia Derivatives Clearing Bhd. We declare please mark one below:

This is a strategy combination

This is not a strategy combination

Initials

Digital Signature

Selling Trading Participant Authorised Signature

Buying Trading Participant Authorised Signature

Note: The NLT will be process by Derivatives Trading Operations upon submission of the registration form and registration of NLT in DCS completed

Sign here

Digital Signature

Selling Clearing Participant Authorised Signature

Buying Clearing Participant Authorised Signature

Disclaimer: We declare that we have obtained written confirmation from the clients stating that the position limits for the relevant contracts which are applicable pursuant to the Rules of Bursa Malaysia Derivatives Bhd will not be breached from the effecting of this NLT transaction.

STRATEGY COMBINATION DELTA

Delta Value:

Number of Futures Contracts against number of Options Contracts:

Note: To complete if it is NLT for strategy combination. Delta value must correspond with the number of Options and Futures contracts i.e. Futures / Options = delta value.

RECIPIENTS (5)

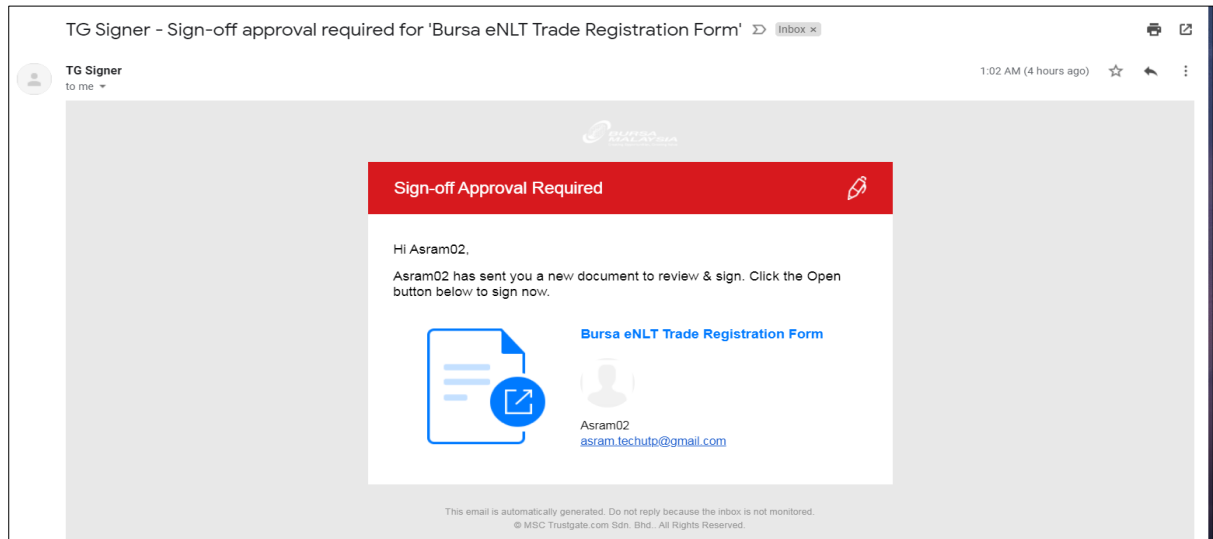
- Asram02
- MIB
- JPM
- RHF
- Bursa Admin

SUBMIT

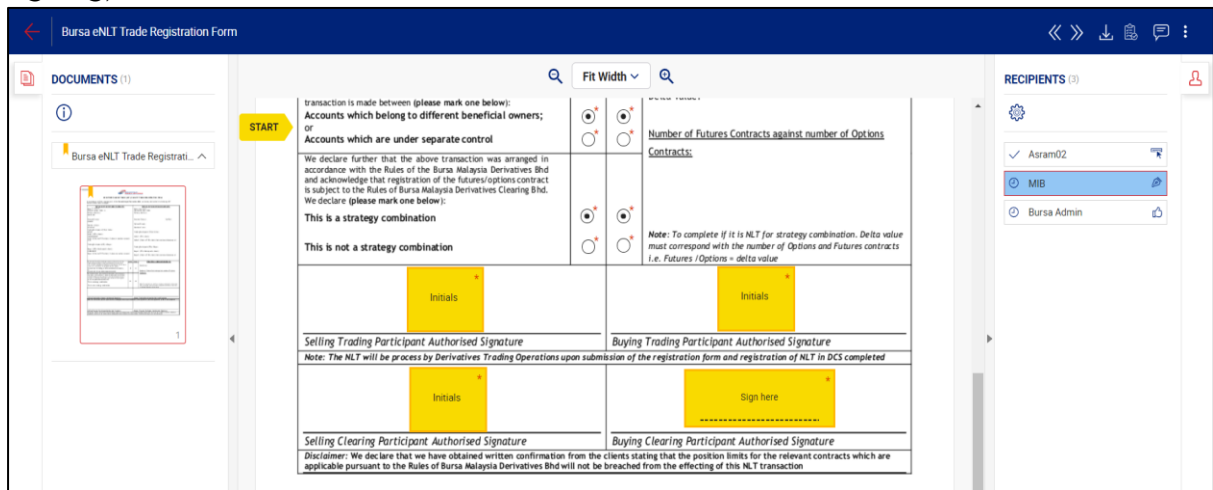
17. Click 'SUBMIT' button.

HOW TO APPROVE REQUEST FOR ENLT FORM

1. Receive email notification to approve the request.
2. Click 'THE DOCUMENT' icon.



3. Click on the yellow area with 'Initials' caption.
4. Choose your Initial style (if required, depending on which Template you are signing) & click 'DONE' button.



5. Click on the yellow area with 'Sign here' caption.
6. Choose your Signature style & click 'SIGN NOW' button.

Bursa eNLT Trade Registration Form

DOCUMENTS (1)

Bursa eNLT Trade Registrati...

START

transaction is made between (please mark one below):
 Accounts which belong to different beneficial owners;
 or
 Accounts which are under separate control

We declare further that the above transaction was arranged in accordance with the Rules of the Bursa Malaysia Derivatives Bhd and acknowledge that registration of the futures/options contract is subject to the Rules of Bursa Malaysia Derivatives Clearing Bhd. We declare (please mark one below):

This is a strategy combination

This is not a strategy combination

Number of Futures Contracts against number of Options Contracts:

Note: To complete if it is NLT for strategy combination. Delta value must correspond with the number of Options and Futures contracts i.e. Futures / Options = delta value

Initials

Selling Trading Participant Authorised Signature

Buying Trading Participant Authorised Signature

Note: The NLT will be process by Derivatives Trading Operations upon submission of the registration form and registration of NLT in DCS completed

Initials

Sign here

Selling Clearing Participant Authorised Signature

Buying Clearing Participant Authorised Signature

Disclaimer: We declare that we have obtained written confirmation from the clients stating that the position limits for the relevant contracts which are applicable pursuant to the Rules of Bursa Malaysia Derivatives Bhd will not be breached from the effecting of this NLT transaction

RECIPIENTS (3)

Asram02

MIB

Bursa Admin

7. Click 'FINISH' button.

Bursa eNLT Trade Registration Form

DOCUMENTS (1)

Bursa eNLT Trade Registrati...

FINISH

Click FINISH to complete your actions

transaction is made between (please mark one below):
 Accounts which belong to different beneficial owners;
 or
 Accounts which are under separate control

We declare further that the above transaction was arranged in accordance with the Rules of the Bursa Malaysia Derivatives Bhd and acknowledge that registration of the futures/options contract is subject to the Rules of Bursa Malaysia Derivatives Clearing Bhd. We declare (please mark one below):

This is a strategy combination

This is not a strategy combination

Number of Futures Contracts against number of Options Contracts:

Note: To complete if it is NLT for strategy combination. Delta value must correspond with the number of Options and Futures contracts i.e. Futures / Options = delta value

AS

Selling Trading Participant Authorised Signature

Buying Trading Participant Authorised Signature

Note: The NLT will be process by Derivatives Trading Operations upon submission of the registration form and registration of NLT in DCS completed

AS

Sign here

Selling Clearing Participant Authorised Signature

Buying Clearing Participant Authorised Signature

Signed by: Asram02
 Signed at: 2019-09-17 05:44:08 +08:00
 Reason: I approve this document

ASRAM02

Disclaimer: We declare that we have obtained written confirmation from the clients stating that the position limits for the relevant contracts which are applicable pursuant to the Rules of Bursa Malaysia Derivatives Bhd will not be breached from the effecting of this NLT transaction

Bursa eNLT Trade Registration Form

1 / 1

RECIPIENTS (3)

Asram02

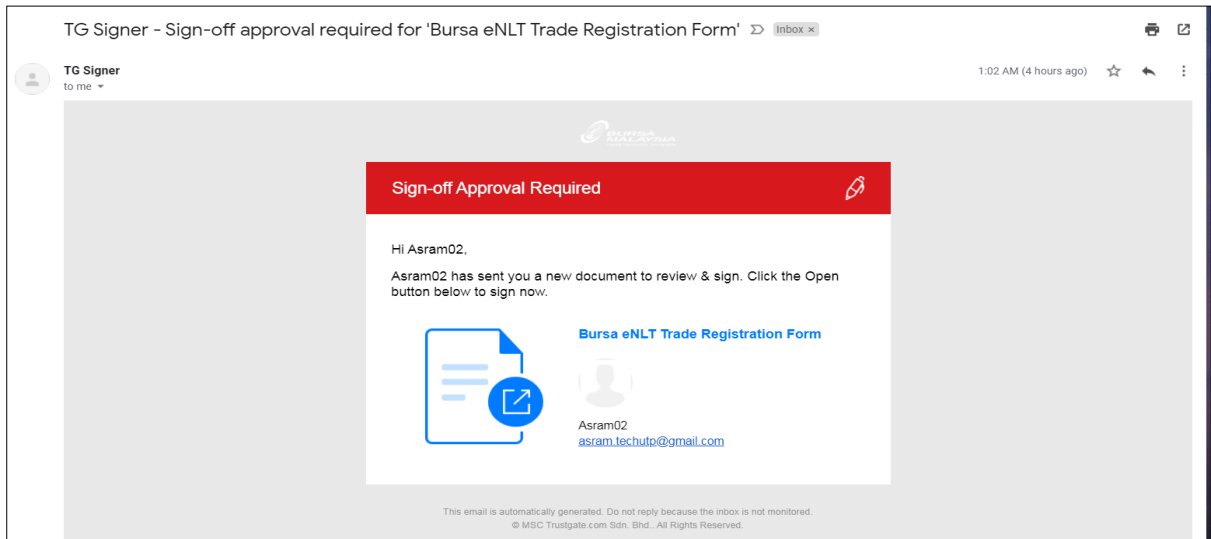
MIB

Bursa Admin

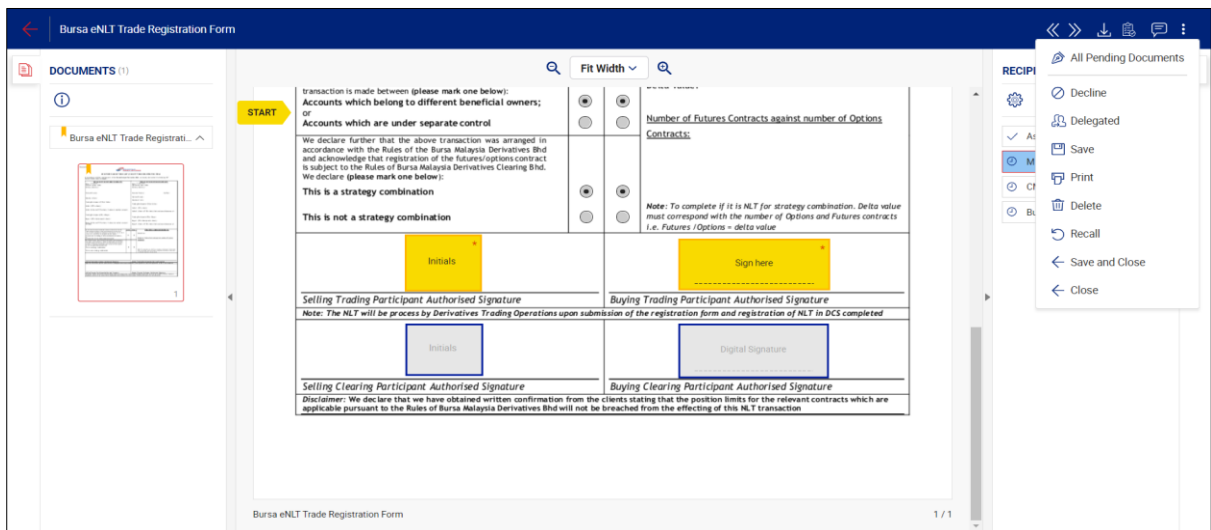
8. If all required signers have signed the form and Bursa side has approved the request, the requestor and respective signer shall receive email notification with the completed sign off form as attachment (pdf version).

HOW TO REJECT THE REQUEST FOR ENLT FORM

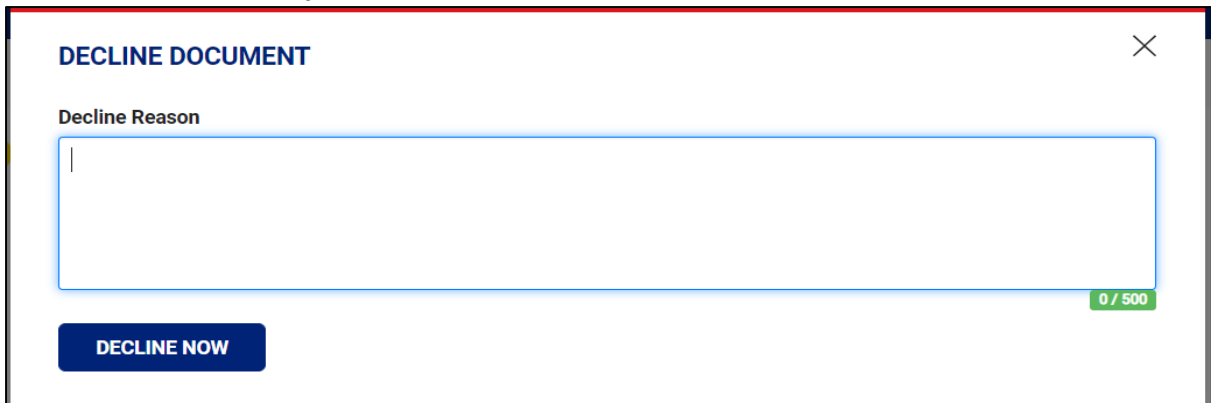
1. Receive email notification to approve the request.
2. Click 'THE DOCUMENT' icon.



3. Click 3 dot icon (upper-right icon).
4. Click 'Decline'.

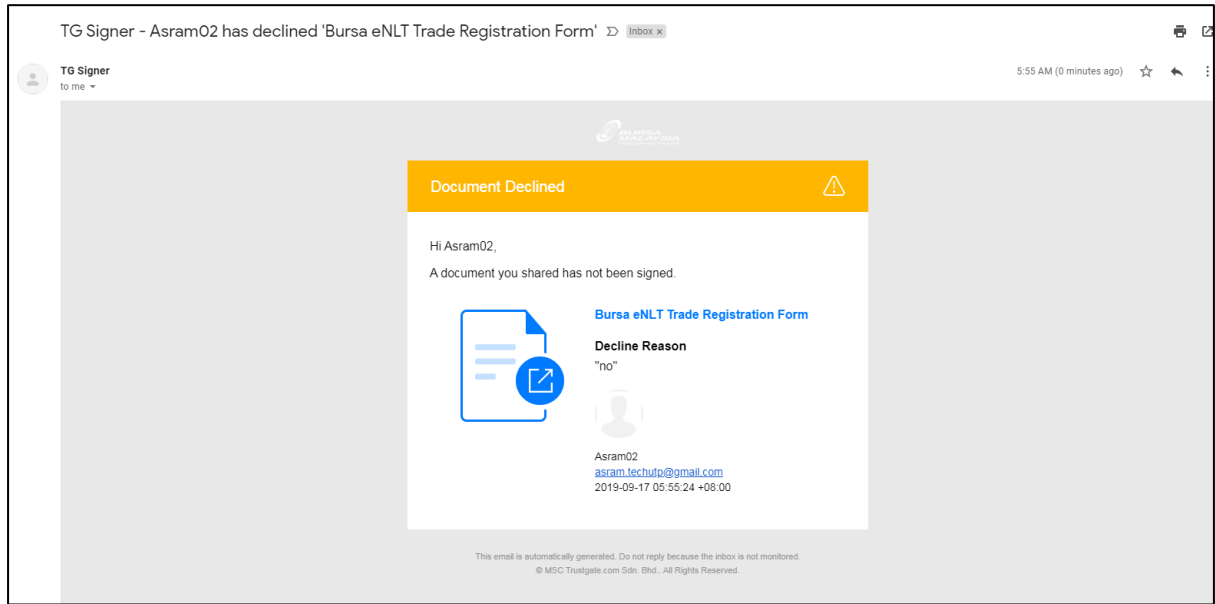


5. Enter the Decline/Reject reason in the box.



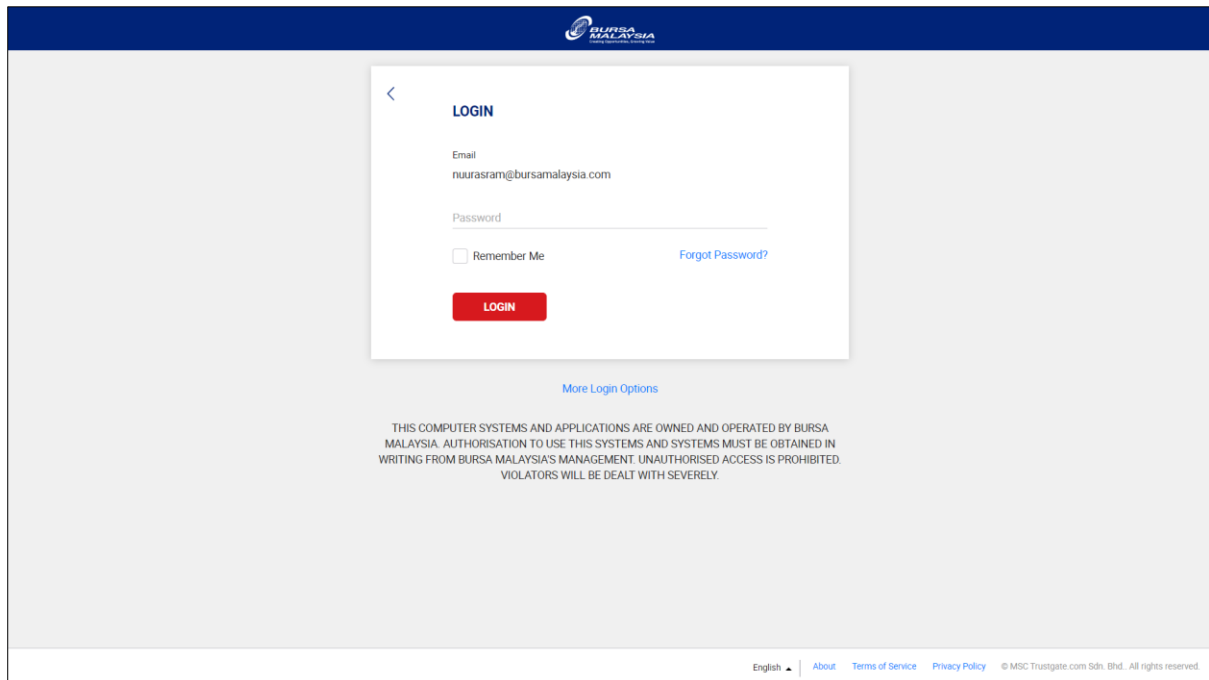
6. Click 'DECLINE NOW' button.

7. Received the Email Declination with reason.



FORGOT PASSWORD

1. At the Login page, Enter your email address.
2. Click 'Forgot Password'

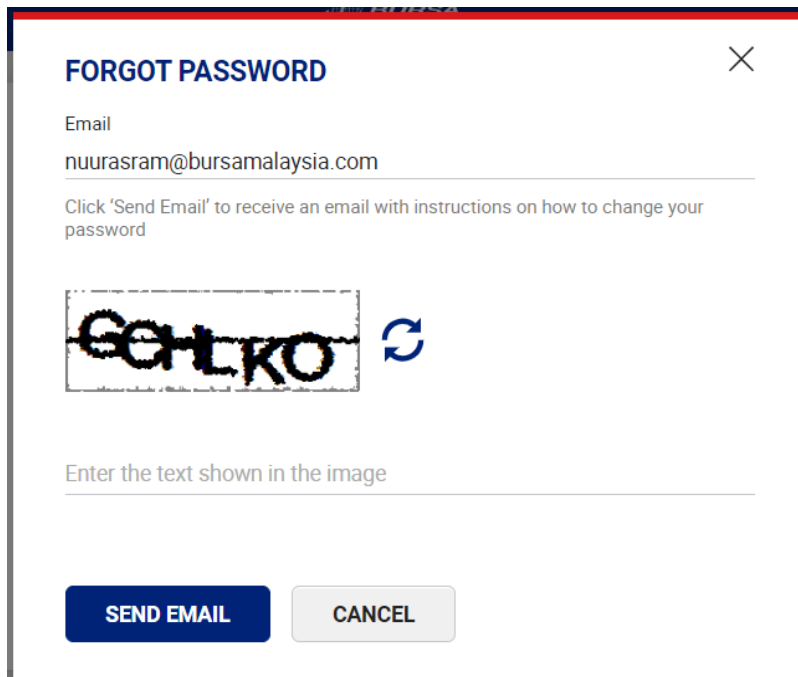


The screenshot shows the Bursa Malaysia login interface. At the top, there is a blue header with the Bursa Malaysia logo. Below the header is a white login form with the following fields and options:

- EMAIL**: nuurasram@bursamalaysia.com
- PASSWORD**: (empty field)
- Remember Me
- [Forgot Password?](#)
- LOGIN** button

Below the login form, there is a link for [More Login Options](#). At the bottom of the page, there is a disclaimer: "THIS COMPUTER SYSTEMS AND APPLICATIONS ARE OWNED AND OPERATED BY BURSA MALAYSIA. AUTHORISATION TO USE THIS SYSTEMS AND SYSTEMS MUST BE OBTAINED IN WRITING FROM BURSA MALAYSIA'S MANAGEMENT. UNAUTHORISED ACCESS IS PROHIBITED. VIOLATORS WILL BE DEALT WITH SEVERELY." The footer contains links for [English](#), [About](#), [Terms of Service](#), [Privacy Policy](#), and copyright information for MSC Trustgate.com Sdn. Bhd.

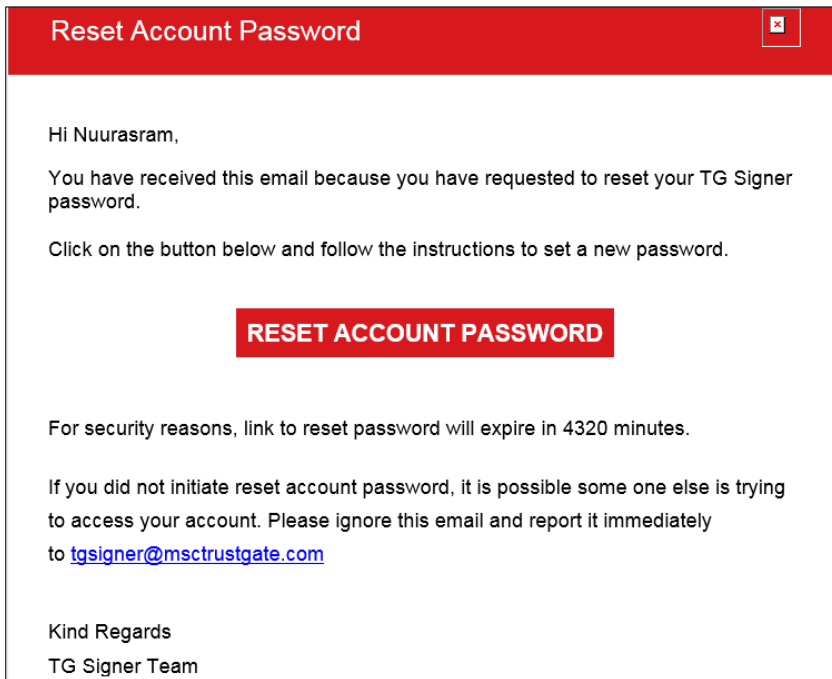
3. Enter the Captcha text shown in the image.



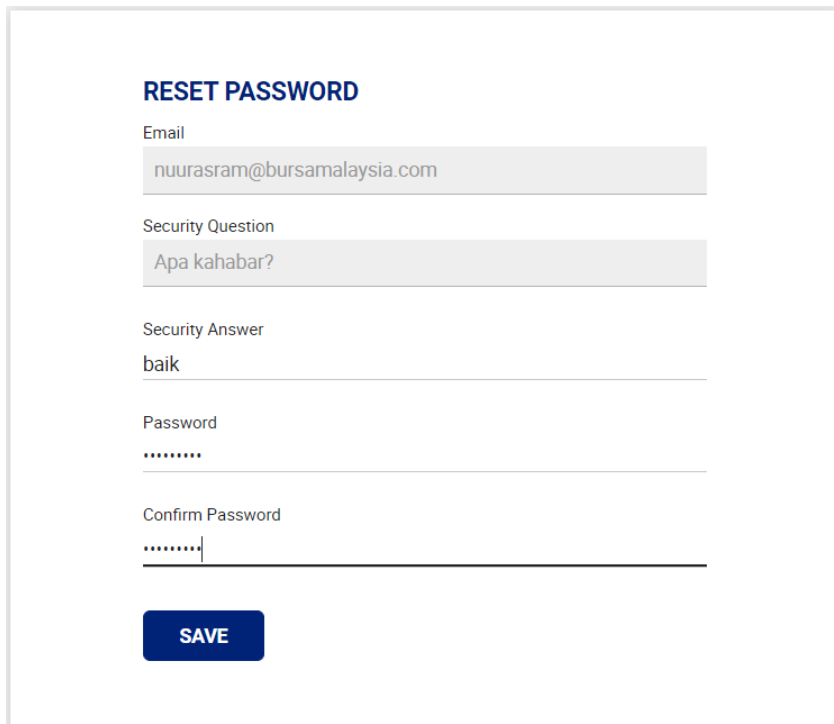
The screenshot shows the 'FORGOT PASSWORD' form. It includes the following elements:

- EMAIL**: nuurasram@bursamalaysia.com
- Instruction: Click 'Send Email' to receive an email with instructions on how to change your password
- CAPTCHA**: An image showing the text "GCHLKO" with a refresh button.
- ENTER THE TEXT SHOWN IN THE IMAGE**: (empty input field)
- SEND EMAIL** button
- CANCEL** button

4. Click 'SEND EMAIL' button.
5. Receive email notification on the Reset Password.



6. Click 'RESET ACCOUNT PASSWORD' button.
7. Your registered email & security question will be auto-populated.



RESET PASSWORD

Email
nuurasram@bursamalaysia.com

Security Question
Apa kahabar?

Security Answer
baik

Password
.....

Confirm Password
.....

SAVE

8. Enter the security answer.
9. Create the new Password. The password must follow the following criteria: -
 - Include 1 or more upper-case characters
 - Include 1 or more numbers
 - The minimum password length is 8 characters.
10. Confirm the password by enter the same password keyed-in earlier.

LIST OF BROKER'S CODES

Participant ID	Full Name
AFN	AFFIN Hwang Investment Bank Berhad
AMF	AmlInvestment Bank Berhad
CMF	CGS-CIMB Futures Sdn Bhd
CSM	Credit Suisse Securities (Malaysia) Sdn Bhd
FED	Fedrums Sdn Bhd
HLG	Hong Leong Investment Bank Berhad
IPF	Inter-Pacific Securities Sdn Bhd
JFA	JF Apex Securities Bhd
JPM	JPMorgan Securities (Malaysia) Sdn Bhd
KDM	Kenanga Futures Sdn Bhd
MIB	Maybank Investment Bank Berhad
MOM	Mewaholeo Marketing Sdn Bhd
OPF	Oriental Pacific Futures Sdn Bhd
PHI	Phillip Futures Sdn Bhd
RHF	RHB Investment Bank Bhd
TAF	TA Futures Sdn Bhd
UKH	UOB Kay Hian Securities (M) Sdn Bhd
WIL	Wilmar Edible Oils Sdn Bhd
YSM	Yutaka Shoji Malaysia Sdn. Bhd.

LIST OF CONTACT PERSONS

Kindly contact the below persons if you experience any issues/problem during login the eNLT system.

1. Mazlan Yahya
 - Direct Line: +60 2034 7122
 - Email: mazlanyahya@bursamalaysia.com
2. Edmund Koh Yee Loong
 - Direct Line: +60 2034 7200
 - Email: kohyeelong@bursamalaysia.com
3. Yeong Yee Vei
 - Direct Line: +60 2034 7293
 - Email: yeevei@bursamalaysia.com
4. Loo Inn Inn
 - Direct Line: +60 2034 7210
 - Email: looinninn@bursamalaysia.com
5. Mohammad Afiq Mohamed Hauza
 - Direct Line: +60 2034 7208
 - Email: mohammadafiq@bursamalaysia.com