

IPO PERFORMANCE REPORT

SECOND QUARTER OF 2022



IPO SUMMARY

11 companies made their debut on the capital market in the second quarter of 2022 (2Q2022), with a combined market capitalisation of RM2.19 billion and raised RM591.83 million via new issue and offer for sale. New listings in the second quarter comprise nine companies on the ACE Market and two companies on the LEAP Market.

This brought the total number of new listings to 16 companies as at end of 2Q2022. Total market capitalisation from new listings aggregated to RM6.60 billion, with a total fund raised via new issue and offer for sale of RM2.10 billion.

Highlight for the first quarter

- **Two large cap companies listed on the Main Market** - Senheng New Retail Berhad listed with an IPO market capitalisation of close to RM1.61 billion while Khazanah-backed Farm Fresh Berhad was valued at close to RM2.51 billion at the time of listing.
- **ACE-listed Coraza Integrated Technology Berhad shares were oversubscribed by 132.53x** for its public portion.

Highlight for the second quarter

- **Technology sector led in terms of number of listings.** Three out of nine companies listed on the ACE Market were from the said sector. These include Cnenergy Berhad, LGMS Berhad and SFP Tech Holdings Berhad.
- **First listing of pawnbroker on the Exchange** - Pappajack Berhad listed on the ACE Market with an IPO market capitalisation of RM200.4 million and raised RM50.1 million from new issue
- **Listing of the only independent full-fledged medical centre in Malaysia specialising in gastrointestinal and liver diseases, and obesity** - Cengild Medical Berhad listed on the ACE Market with an IPO market capitalisation of RM270.2 million and raised RM72.2 million from new issue.
- **MN Holdings Berhad's shares were oversubscribed by 118.48x** for its public portion. The construction company was listed on the ACE Market on 28 April with an IPO market capitalisation of RM85.8 million.

COMPANY LISTING

Stock Code	Company	List Date	Amount Raised (RM)	List Price (RM)	Share Listed	IPO Market Capitalisation (RM)	Public Balloting Subscription Level
MAIN MARKET							
5305	SENHENG NEW RETAIL BERHAD	25/01/2022	416,765,000	1.07	1,500,000,000	1,605,000,000	10.44x
5306	FARM FRESH BERHAD	22/03/2022	1,003,295,565	1.35	1,857,954,837	2,508,239,030	18.74x
ACE MARKET							
0240	CORAZA INTEGRATED TECHNOLOGY BERHAD	20/01/2022	38,978,128	0.28	428,331,001	119,932,680	132.53x
0241	SIAB HOLDINGS BERHAD	28/02/2022	51,411,780	0.30	489,634,083	146,890,225	50.18x
0242	PAPPAJACK BERHAD	01/04/2022	50,100,000	0.30	668,000,000	200,400,000	21.73x
0243	CENGILD MEDICAL BERHAD	18/04/2022	72,204,000	0.33	818,800,000	270,204,000	44.53x
0245	MN HOLDINGS BERHAD	28/04/2022	25,751,250	0.21	408,750,000	85,837,500	118.48x
0246	CNERGENZ BERHAD	24/05/2022	87,000,000	0.58	498,000,000	288,840,000	40.32x

IPO PERFORMANCE REPORT

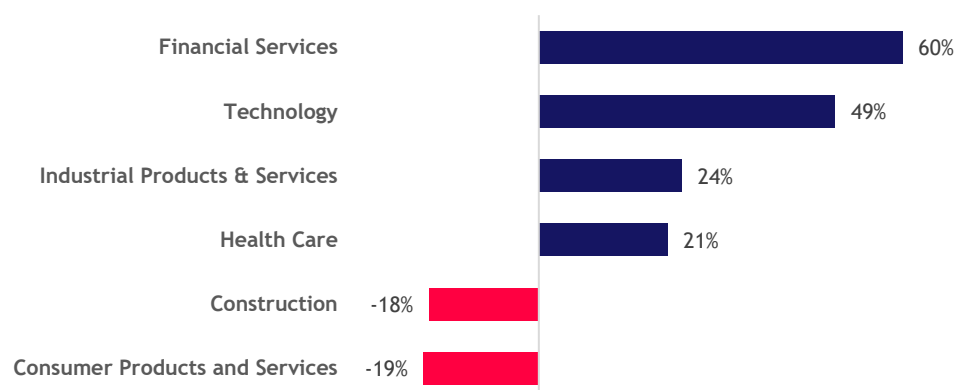
SECOND QUARTER OF 2022



Stock Code	Company	List Date	Amount Raised (RM)	List Price (RM)	Share Listed	IPO Market Capitalisation (RM)	Public Balloting Subscription Level
0248	YEW LEE PACIFIC GROUP BERHAD	07/06/2022	44,724,596	0.28	532,435,600	149,081,968	26.86x
0249	LGMS BERHAD	08/06/2022	68,497,500	0.50	456,000,000	228,000,000	25.39x
0247	UNITRADE INDUSTRIES BERHAD	14/06/2022	140,000,000	0.32	1,562,500,000	500,000,000	2.35x
0251	SFP TECH HOLDINGS BERHAD	20/06/2022	62,232,000	0.30	800,000,000	240,000,000	41.61x
0250	YX PECIOUS METAL BERHAD	23/06/2022	31,261,440	0.28	372,150,000	104,202,000	26.36x
LEAP MARKET							
03052	RAY GO SOLAR HOLDINGS BERHAD	11/03/2022	6,269,844	0.12	255,000,000	30,600,000	-
03054	SNOWFIT GROUP BERHAD	21/06/2022	List by way of introduction	0.12	211,100,002	25,332,000	-
03053	CC INTERNATIONAL BERHAD	28/06/2022	10,062,000	0.26	386,237,296	100,421,697	-

PRICE PERFORMANCE (MAIN AND ACE MARKET COMPANIES)

Of the 13 new listings on the Main and ACE Market as at 2Q2022, **Financial Services sector** which was represented by **PPJACK** closed at **60% higher** than the list price, the highest among the sectors of new listings. This was followed by **Technology sector (three companies)** which closed at an **average of 49% premium from the list price**, and **Industrial Products & Services sector (three companies)** with an average price premium of 24%.

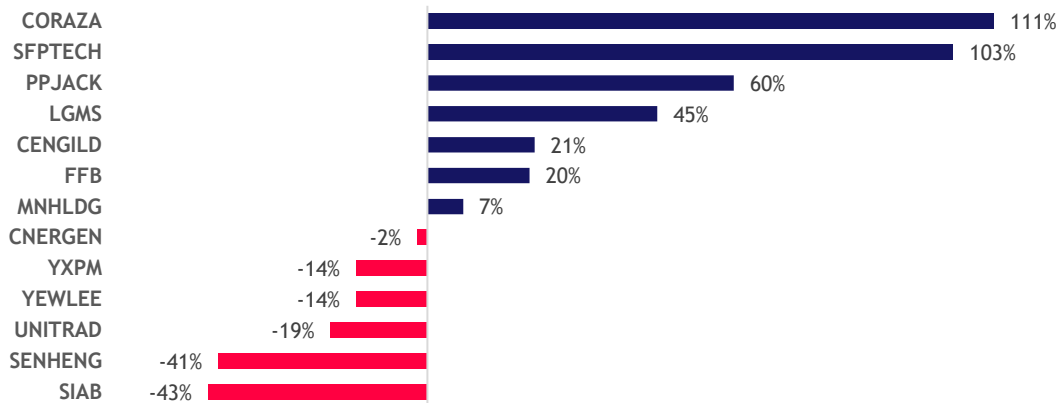


Note: Based on average price performance of IPO price versus closing price on 30 June 2022

At stock level, CORAZA continued to top in price performance. The counter closed at RM0.59 at the end of 2Q2022, representing a premium of 111% over its list price. New listings in the 2Q2022 such as SFPTECH (Technology), PPJACK (Financial Services), LGMS (Technology) and CENGILD (Health Care) also closed above their respective list price.

IPO PERFORMANCE REPORT

SECOND QUARTER OF 2022

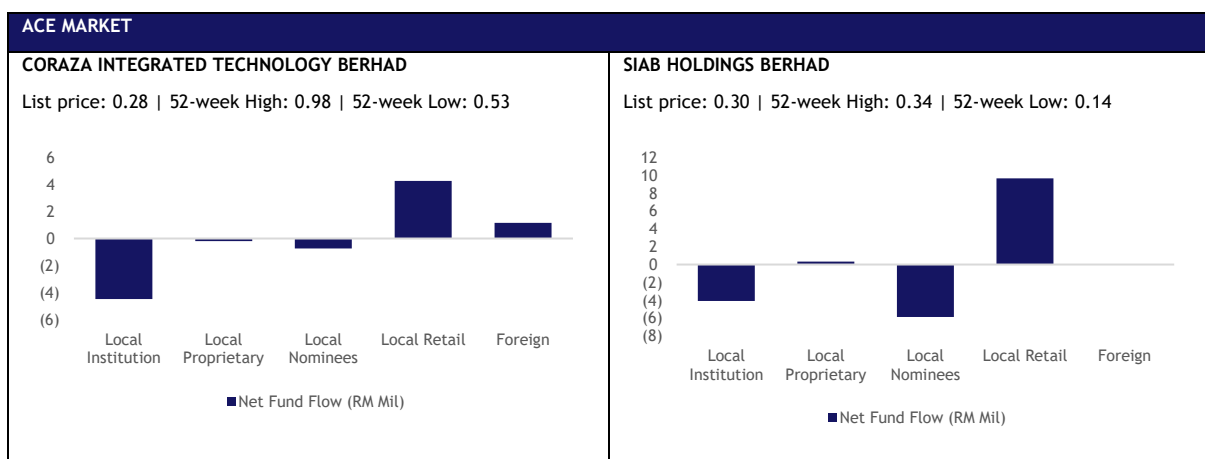
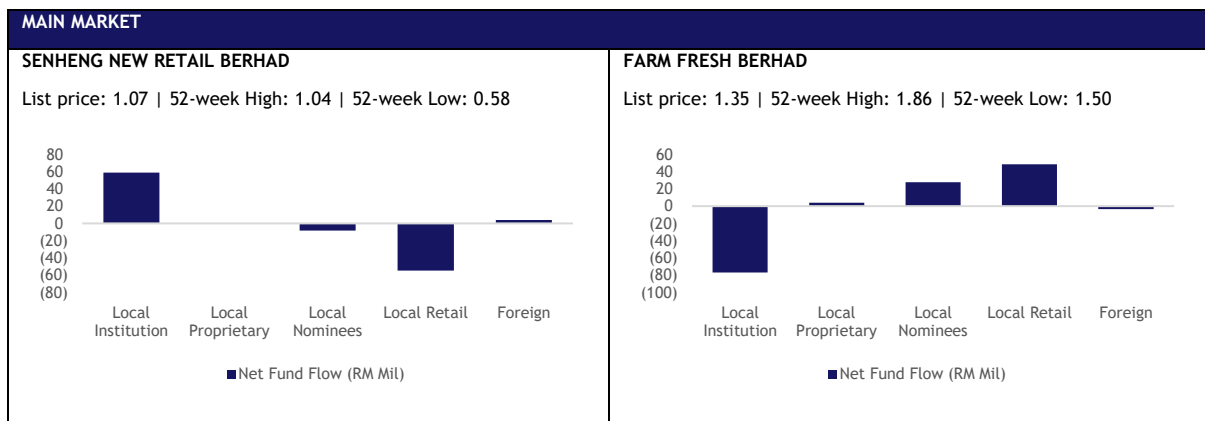


Note: Comparison of IPO price versus closing price on 30 June 2022

NET FUND FLOW (MAIN AND ACE MARKET COMPANIES)

Despite closing below its list price, **Senheng New Retail Berhad** received extended support from local institutions which further increased their positions with +RM58.8 million as at end of 2Q2022 versus RM44.9 million as at end of 1Q2022. Foreign inflow further strengthened to +RM4.1 million at end of 2Q2022 versus RM3.5 million at end of 1Q2022.

As for ACE Market listing, local institutions added +RM16.0 million and foreign investors net bought +RM2.9 million of **LGMS Berhad's** shares. The counter has the highest institutional inflow among ACE listings as at end of 2Q2022.



IPO PERFORMANCE REPORT

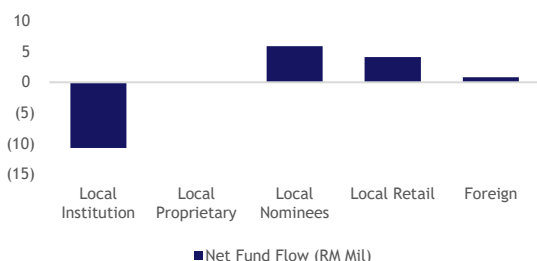
SECOND QUARTER OF 2022



ACE MARKET

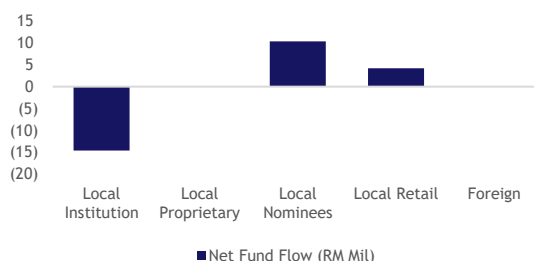
PAPPAJACK BERHAD

List price: 0.30 | 52-week High: 0.56 | 52-week Low: 0.37



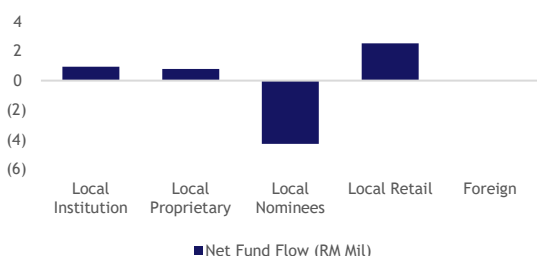
CENGILD MEDICAL BERHAD

List price: 0.33 | 52-week High: 0.52 | 52-week Low: 0.34



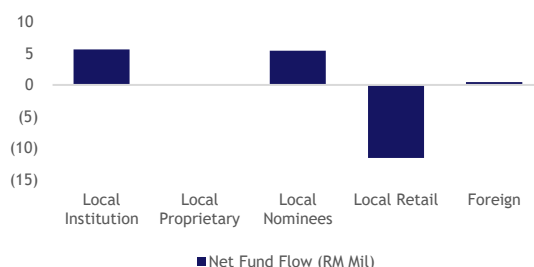
MN HOLDINGS BERHAD

List price: 0.21 | 52-week High: 0.28 | 52-week Low: 0.20



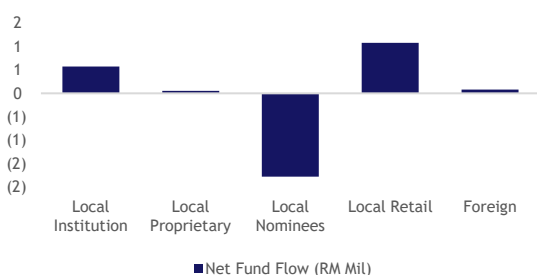
CNERGENZ BERHAD

List price: 0.21 | 52-week High: 0.71 | 52-week Low: 0.56



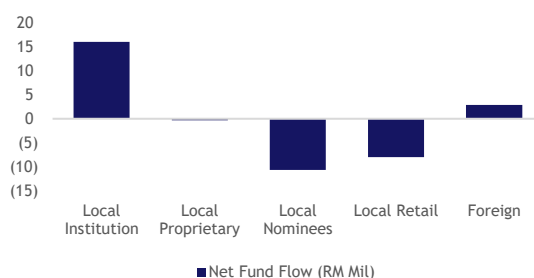
YEW LEE PACIFIC GROP BERHAD

List price: 0.28 | 52-week High: 0.34 | 52-week Low: 0.24



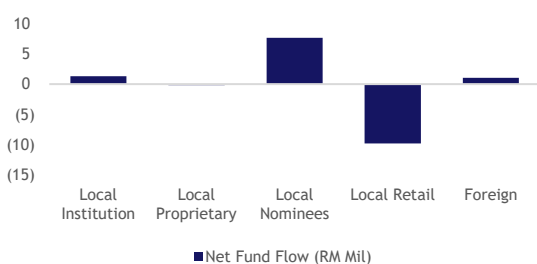
LGMS BERHAD

List price: 0.50 | 52-week High: 0.57 | 52-week Low: 0.57



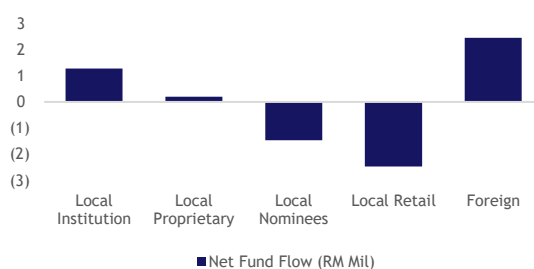
UNITRADE INDUSTRIES BERHAD

List price: 0.32 | 52-week High: 0.31 | 52-week Low: 0.23




SFP TECH HOLDINGS BERHAD

List price: 0.30 | 52-week High: 0.71 | 52-week Low: 0.59



IPO PERFORMANCE REPORT

SECOND QUARTER OF 2022



Note: Local proprietary includes IVT and PDT.

DISCLAIMER: This report is provided for general information purposes only. Although care has been taken to ensure the accuracy of the information within this report, Bursa Malaysia Berhad and its subsidiaries (“Bursa Malaysia Group”) do not warrant or represent, expressly or impliedly as to the completeness, accuracy or currency of the information in this report. Bursa Malaysia Group does not endorse and shall not be liable for any information in this report that have been obtained via third party sources (if any).

The information contained in this report is neither an offer or solicitation to enter into any transaction nor is it a recommendation or endorsement of any product(s) mentioned in this report. The information also does not constitute legal, financial, trading or investment advice. You are advised to seek independent advice and/or consult relevant laws, regulations and rules prior to trading/investing. Bursa Malaysia Group does not accept any liability howsoever arising, including any liability arising from any trading/investment decisions made on the basis of this information.

This report or any part of this report shall not be used or reproduced in any form without Bursa Malaysia Berhad’s prior written permission.