



2022 V-Next Carbon Neutrality International Roadshow

June 2022

DISCLAIMER



- This presentation may contain forward-looking statements. All statements other than statements of historical facts contained in this presentation including, without limitation, those regarding our financial position, business strategies, plans and objectives of our Group for future operations, are forward looking statements.

- Such forward-looking statements (if any) involve known and unknown risks, uncertainties, contingencies and other factors which may cause our actual results, performance or achievements, or industry results, to be materially different from any future results, performance or achievements expressed or implied by such forward-looking statements. Such forward-looking statements (if any) are based on numerous assumptions regarding our present and future business strategies and the environment in which we will operate in the future. Such forward-looking statements (if any) reflect our current view with respect to future events and are not a guarantee of future performance.



- Our actual results may differ materially from the information contained in such forward-looking statements (if any) as a result of numerous external factors beyond our control.

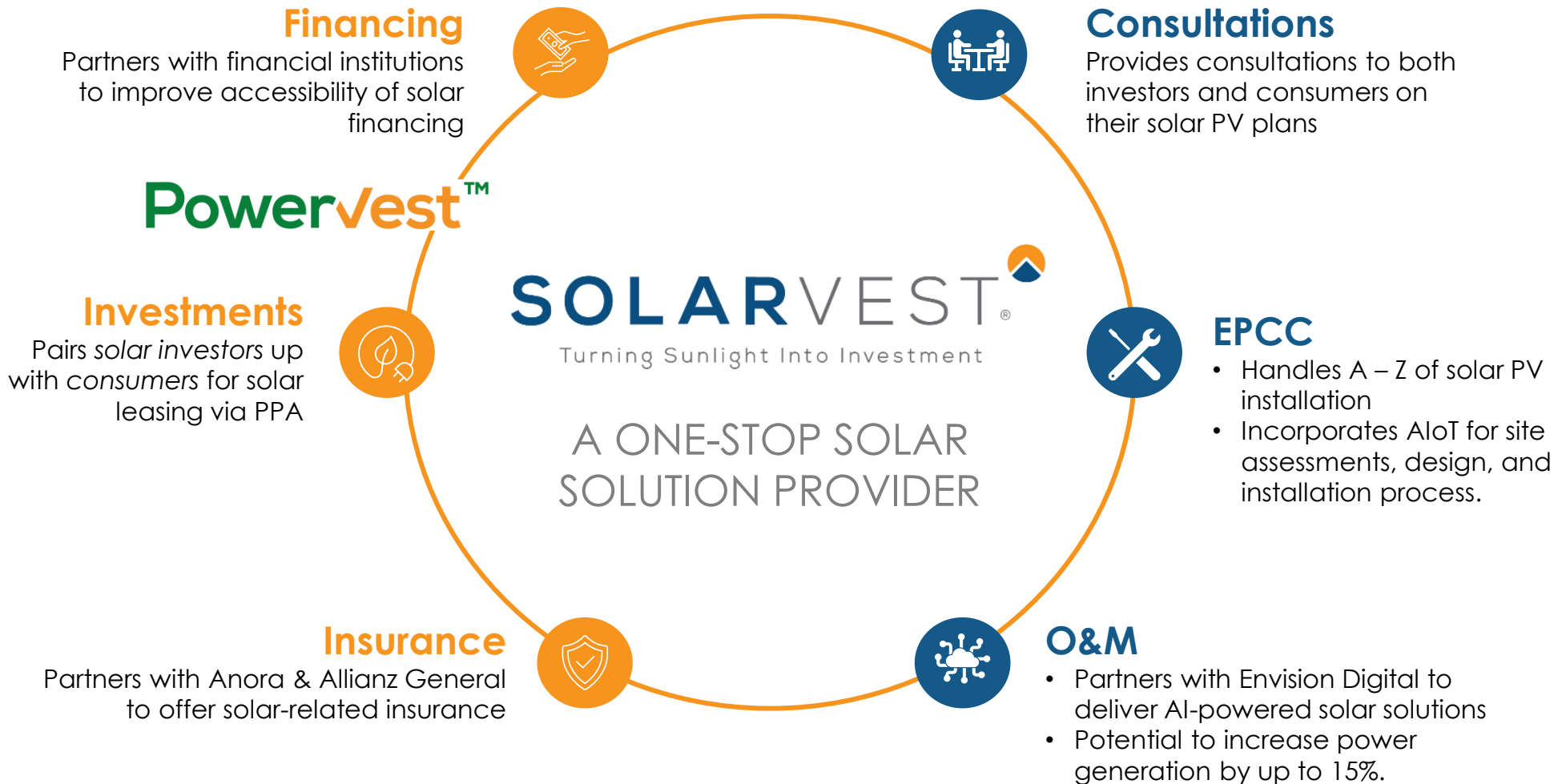
- Due to rounding, numbers presented throughout this corporate presentation may not add up precisely to the totals provided and percentages may not precisely reflect the absolute figures.

- Subject to any applicable laws, rules, regulations and guidelines having the force of law, we expressly disclaim any obligation or undertaking to release any update or revision to any forward-looking statement contained in this presentation to reflect any change in our expectations with regard thereto or any change in events, conditions or circumstances on which any such statement is based.



- Information in this presentation shall not be taken as a recommendation, advice or an offer by Solarvest Holdings Berhad ("Group"), the advisers, or their affiliates, representatives, partners, directors, officers, employees, advisers or agents (collectively "The Relevant Parties") or any person to enter into any transaction or an invitation to you or any other person to undertake any potential transaction. You should conduct your own due diligence on the Group. You should make your own independent appraisal of the financial condition, creditworthiness, affairs and status of the Group as the basis of any investment decision. You should be aware that any investment activity may expose them to a risk of losing the property invested. The Relevant Parties are not liable for any investment decision you make.

ONE-STOP SOLAR SOLUTION CENTRE



OUR TRACK RECORD



EPCC



RESIDENTIAL

Powered up

800+
homes

~**7** MWp
installed capacity



COMMERCIAL & INDUSTRIAL

Powered up

300+
properties

~**120** MWp
installed capacity



LARGE-SCALE SOLAR

Completed

9
sites

~**256** MWp
installed capacity
(sub-con + EPCC)

ASSET OWNERSHIP

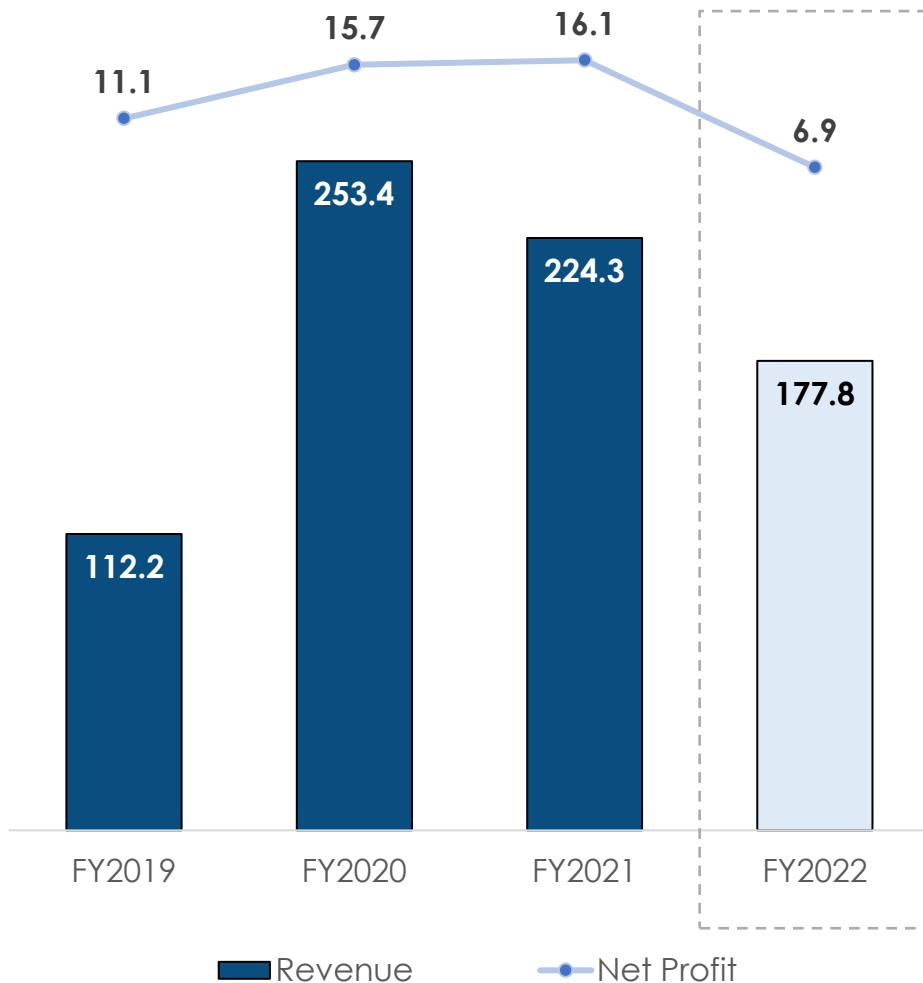


~**1** MWp Solar PV Plant in
Pokok Sena, Kedah

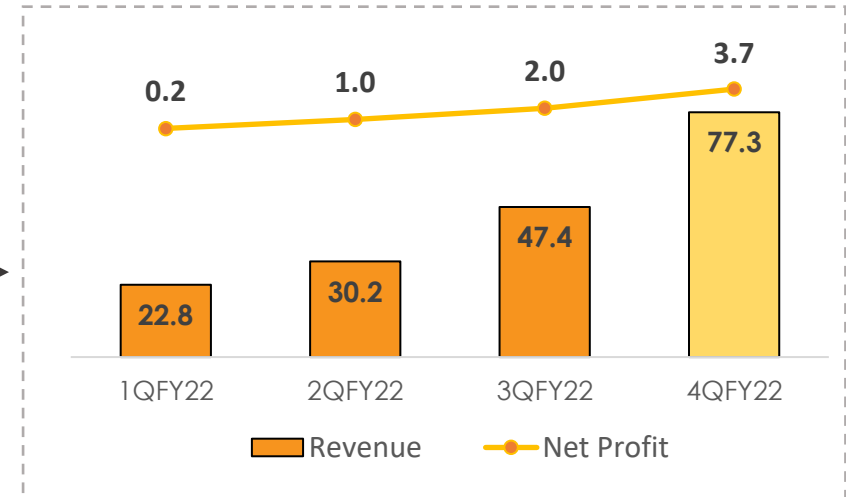
FINANCIAL PERFORMANCE



4-YEAR TREND (RM mil)



QUARTERLY TREND (RM mil)



Generally weaker FY2022 due to **higher input costs** and **COVID-19 obstacles**

However, results have been **recovering quarter-over-quarter**

Expects **stronger FY2023** as LSS4 projects kick into higher gears

HEALTHY BALANCE SHEET



a *Net gearing ratio* : net cash position with room to increase borrowings for expansion plans

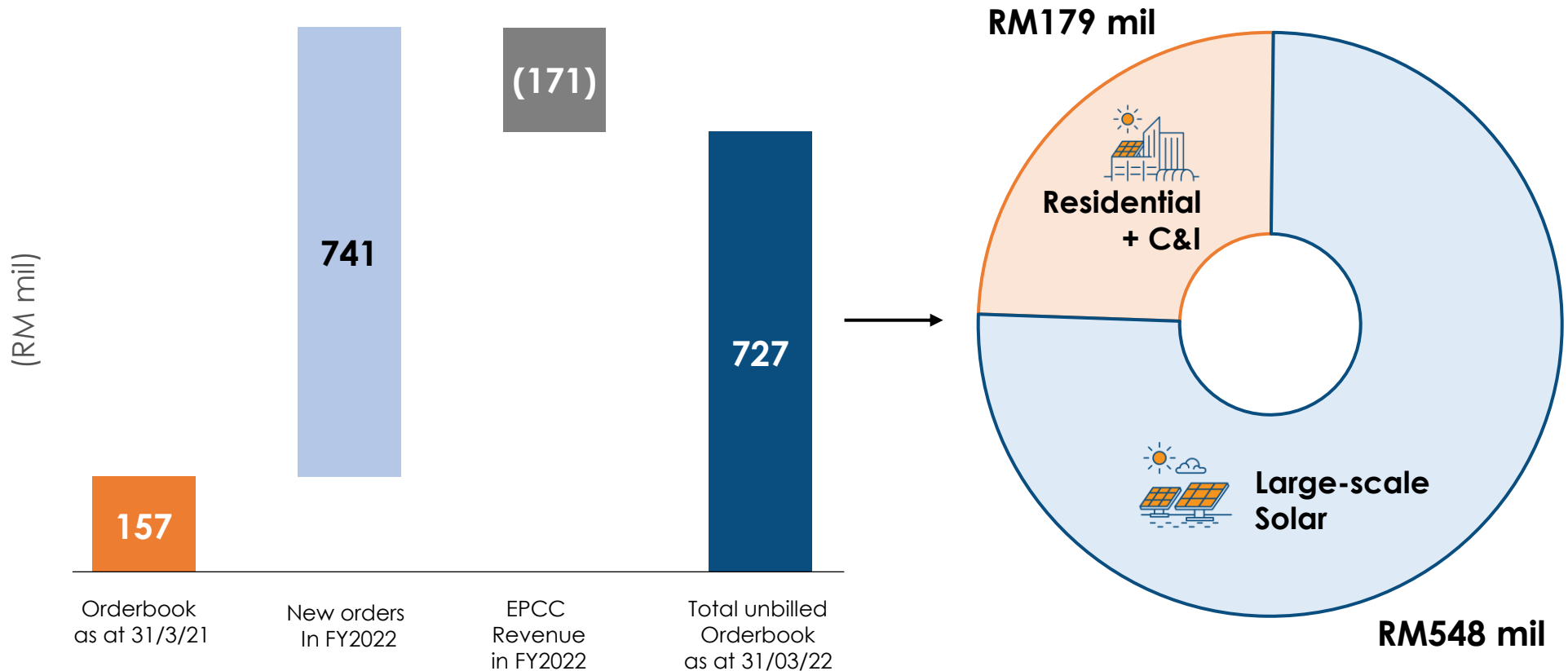
b *NA/share* : Improved from **RM0.21** (31 March 2021) to **RM0.26** (31 March 2022)

(RM mil)	31.3.2020 (AUDITED)	31.3.2021 (AUDITED)	31.3.2022 (UNAUDITED)
Total assets	166.6	226.1	261.6
Total liabilities	85.4	93.8	85.9
Total equities	81.2	132.4	175.6
Total cash	61.0	92.2	56.3
Total borrowings	15.3	14.0	17.8
Net cash	45.7	78.2	38.6
Net gearing ratio	Net cash	Net cash	a Net cash
NA/share (RM)	0.21	b 0.21	0.26

ROBUST UNBILLED ORDERBOOK



Strong EPCC unbilled orderbook of RM727 million with a good mix of Residential, C&I, and LSS, to be recognised over the next two financial years



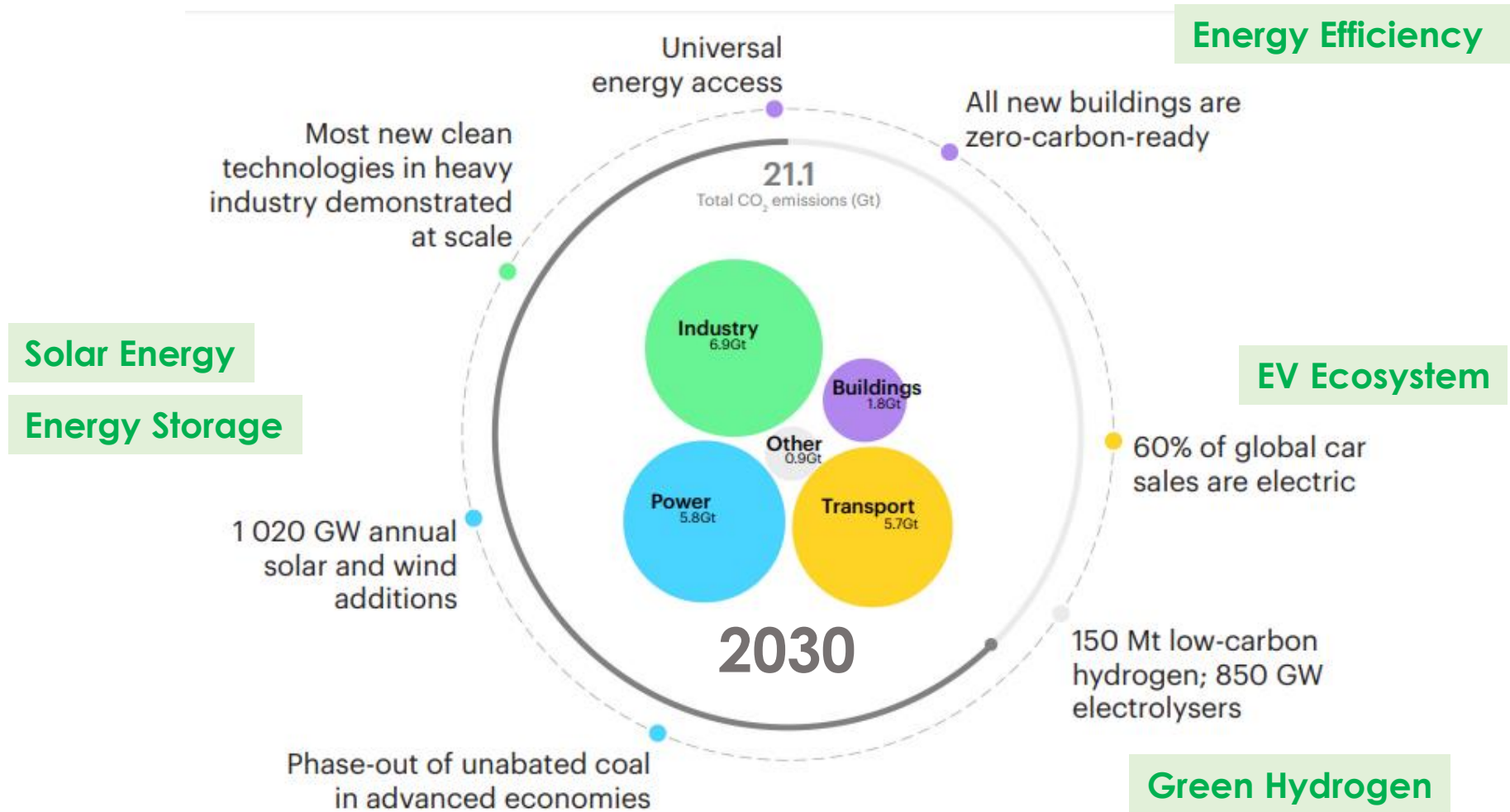
THE INDUSTRY



ROAD TO NET ZERO CARBON BY 2050 (GLOBAL)



What the next decade look like, why the need for a clean energy ecosystem



Source: International Energy Agency

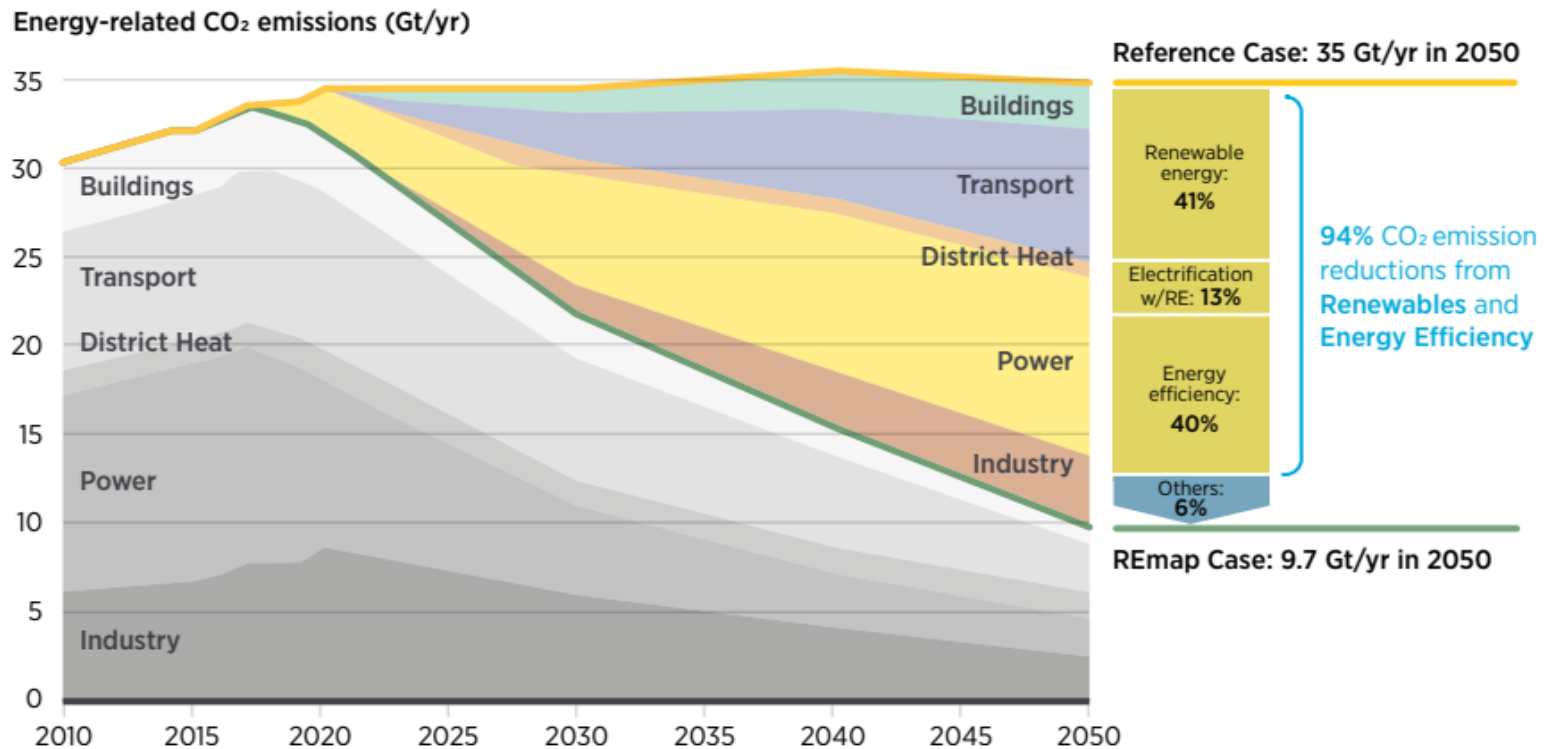
LIMITING TEMPERATURE RISE TO BELOW 1.5°C



Renewable energy, electrification, and energy efficiency to do the heavy lifting in reducing carbon

Figure 2. Renewable energy and energy efficiency can provide over 90% of the reduction in energy-related CO₂ emissions

Annual energy-related CO₂ emissions and reductions, 2015-2050 (Gt/yr)



Source: International Renewable Energy Agency

5-YEAR STRATEGIC ROADMAP



SNAPSHOT OF 5-YEAR STRATEGIC ROADMAP



01

EPCC Market Leadership

- Maintain market leader position in the solar EPCC segment
- Launch operations excellence programme to drive agility and competitiveness

EXPANSION PLANS

GEOGRAPHICAL

East Malaysia The Philippines Taiwan
Indonesia Vietnam

OTHER RE SOURCES

Mini-hydropower Biogas Biomass

02

Asset Development

- Attain 30% recurring income
- Greenfield and brownfield investments
- Powervest solar-financing programme
- Target 1GW of assets

03

New Sustainable Solutions

- Expand vertically across clean energy ecosystem
- M&A and other forms of strategic collaborations

TARGETED SUBSECTORS

1. Electric Vehicle Ecosystem
2. Energy Efficiency
3. Energy Storage System
4. Green Hydrogen
5. RE Certificates



THANK YOU

For queries, please contact Hong Ee
hongee@capitalfront.biz