

PIVOTING INTO A MULTI-ASSET EXCHANGE

What's inside OUR REPORT



Online Integrated Annual Report 2022
The entire suite of our Integrated Annual Report 2022 can be found online
https://bursa.listedcompany.com/iar_2022.html

<p>01 / Introduction</p> <p>A message from our Chairman and Chief Executive Officer 2</p> <p>2022 Sustainability Highlights 5</p> <p>Our Sustainability Approach 6</p> <p>02 / In the Spotlight</p> <p>Enhanced Sustainability Reporting Framework 10</p> <p>Voluntary Carbon Market 12</p> <p>Securities Donation Scheme 13</p> <p>03 / Strengthening Our Core</p> <p>Economic Performance 16</p> <p>Market Integrity and Stability 19</p> <p>Education and Capacity Building 22</p> <p>Cyber Security and Customer Privacy 32</p> <p>04 / Driving Our Growth</p> <p>Sustainable Finance 37</p> <p>Innovation and Technology Excellence 48</p>	<p>05 / Protecting Our Environment</p> <p>Climate Risks 54</p> <p>Environmental Footprint 59</p> <p>06 / Empowering Our Workforce</p> <p>Anti-Fraud, Bribery and Corruption 66</p> <p>Workplace Environment 70</p> <p>Employee Engagement 74</p> <p>Learning and Development 77</p> <p>07 / Advancing Our Communities</p> <p>Community Investment 83</p> <p>Supply Chain Management 96</p> <p>08 / Our Reporting Approach</p> <p>About this Report 99</p> <p>Materiality Assessment 102</p> <p>Stakeholder Engagement 105</p>	<p>09 / Appendices</p> <p>External Assurance Statement 112</p> <p>SDGs in Action 119</p> <p>GRI Content Index 122</p> <p>SASB Content Index 135</p> <p>WFE Sustainability Principles Content Index 140</p> <p>The Ten Principles of the UNGC Content Index 141</p> <p>Performance Data Table 142</p> <p>Carbon Emission Reporting Methodology 153</p> <p>List of Events 154</p> <p>Abbreviation 156</p> <p>Glossary 157</p>
---	---	--




Refer to more information within this report or our Integrated Annual Report (IAR) 2022



Refer to more information online



Refer to our Sustainability Policy

A photograph of two men in business suits sitting at a table, looking at documents. The man on the left is older, with a beard and glasses, wearing a dark suit and a light green tie. The man on the right is younger, wearing glasses, a dark suit, and a red tie. They are both looking down at papers on the table. The background shows a modern office setting with large windows and a balcony.

DATUK MUHAMAD UMAR SWIFT
CHIEF EXECUTIVE OFFICER

A MESSAGE FROM OUR CHAIRMAN AND CHIEF EXECUTIVE OFFICER

TAN SRI ABDUL WAHID OMAR
CHAIRMAN

Dear Stakeholders,

As the nation recovered from the global health crisis in 2022 and transitioned to the endemic phase, Bursa Malaysia took the opportunity to further its sustainability agenda and strengthen the environmental, social and governance (ESG) ecosystem. We took tangible steps towards advancing the sustainability practices and disclosures of Malaysian businesses, facilitating our nation's journey towards net zero greenhouse gas (GHG) emissions by as early as 2050, and strengthening the Social pillar within and beyond our organisation.

Enhanced Sustainability Reporting Framework

As a frontline regulator, we enhanced our Sustainability Reporting Framework in September 2022 with the aim of improving the availability, quality and comparability of ESG disclosures by public listed companies (PLCs). Key enhancements included requiring PLCs to report on a common set of prescribed sustainability matters as well as providing three years' worth of data for reported indicators. In terms of climate reporting, Main Market PLCs will be required to publish Task Force on Climate-related Financial Disclosures (TCFD)-aligned disclosures, while ACE Market PLCs will be required to disclose a basic transition plan towards a low-carbon economy.

Raising the Bar

To elevate ESG and other best practices, we implemented the Public Listed Companies Transformation (PLCT) Programme, whereby Guidebook 2 on 'Sustainable, Socially Responsible and Ethical PLCs' offers case studies and tools to businesses in embracing sound sustainability practices. Going forward, all PLCs will be rated against the FTSE4Good methodology to determine each company's ESG performance, as a way to nudge PLCs to improve over time, with the ESG rating insights and visibility.

Call to Action

Much of what we do at the Exchange is to advance the ESG agenda to increase the competitiveness and sustainability of our PLCs. We aim to entrench key businesses in our economy with sustainable practices, by greening our supply chains. This is supported by the launch of the voluntary carbon market, the Bursa Carbon Exchange (BCX). Serving as a platform for companies to offset their carbon emissions while supporting decarbonising projects, the BCX is catalytic and a call to action for PLCs to take climate action. The BCX will encourage the development of projects that generate carbon credits and accelerate the transition to a low-carbon economy.

A Sustainable Future for All

The year under review saw us stepping up in our unique role as a market facilitator to benefit our society at large by introducing a securities donation scheme, Shares2share in November 2022. The initiative enables investors to donate listed securities they own, or proceeds from the sale of the listed securities, to nine selected charities. We believe the scheme will help channel funds sustainably to the communities in need.

Leading by Example

As both a frontline regulator and market operator, it is imperative that we walk the talk and lead by example on the sustainability front among corporates. We ensure that our approach to sustainability is holistic and encompasses initiatives that will contribute to a sustainable future for all.

This is reflected in the various sustainability initiatives implemented within the organisation and for the marketplace throughout 2022. Bursa Malaysia is committed to achieving net zero GHG emissions by 2050. To this end, we are pleased to share that in 2022, we have offset our operational emissions for the period from 1 January 2021 to 31 December 2021 through the purchase of carbon credits, thereby fulfilling our commitment of becoming carbon neutral by 2022.¹

We continued to demonstrate leadership through newly assumed leadership roles at World Wide Fund For Nature Malaysia (WWF-Malaysia) and the CEO Action Network (CAN), Malaysia's first sustainability-focused informal coalition of leading CEOs and senior corporate decision-makers.² This will enable us to further engage with external stakeholders and contribute to the sustainable development of the country.

In our organisation, we also enhanced measures to bolster our supply chain management by incorporating various ESG impacts, including human rights, in our pilot supplier assessment. Going forward, we hope to expand the assessment to a wider pool of our suppliers.

For our employees, we continued to promote a safe and inclusive work environment that supports career progression and gender equality. We also continued to instil the importance of sustainability through awareness programmes such as the Carbon Conscious Workplace programme to promote responsible consumption among the employees.

Going Forward

As a strong ESG proponent and thought leader, we will continue to champion responsible business conduct that encompasses People, Planet and Profit. We would like to thank PLCs that have embraced the sustainability agenda and the nation's sustainability goals.

We would also like to thank our business partners and relevant capital market stakeholders that we have been working closely with, to spur the development of a sustainable ecosystem. Last but not least, we wish to record our appreciation to our employees who have consistently contributed to our sustainability journey.

Thank you.



Tan Sri Abdul Wahid Omar
Chairman




Datuk Muhamad Umar Swift
Chief Executive Officer

Notes:

¹ Read more about our carbon neutral programme on page 60 of this report.

² In 2022, Tan Sri Abdul Wahid Omar was appointed as the Chairman of WWF-Malaysia, while Datuk Muhamad Umar Swift was appointed as the Chairperson of CAN.

2022 SUSTAINABILITY HIGHLIGHTS



Offset our operational greenhouse gas emissions from 1 January to 31 December 2021

Included in the FTSE4Good Bursa Malaysia Index for the ninth consecutive year



Included in the Bloomberg Gender-Equality Index for the third consecutive year



Completed our first human rights impact assessment



Published five guidebooks under the Public Listed Companies Transformation Programme

Signed a Memorandum of Understanding with HSBC Amanah Malaysia Berhad and CIMB Group Holdings Berhad for the #financing4ESG initiative



Launched two new ESG-themed indices: FTSE Bursa Malaysia Top 100 ESG Low Carbon Select Index and FTSE Bursa Malaysia Top 100 ESG Low Carbon Select Shariah Index

Announced the Enhanced Sustainability Reporting Requirements and issued the updated Sustainability Reporting Guide and Toolkits (3rd Edition)



Signed a Memorandum of Understanding with the London Stock Exchange Group to expand the calculation of ESG scores to all PLCs listed on the Main and ACE Markets



Held the inaugural The Edge ESG Awards with The Edge Communications Sdn Bhd and FTSE Russell to recognise companies that are ESG leaders in Malaysia



Announced the launch of the first Shariah-compliant carbon exchange in the world, Bursa Carbon Exchange

Launched the FTSE4Good Bursa Malaysia Index Futures contract



Launched the securities donation scheme, Shares2share






















OUR SUSTAINABILITY APPROACH

Sustainability is an important part of the Exchange's agenda because of our responsibility to lead capital market participants in embracing sustainability. Thus, it is important for us to walk the talk, acting both as a role model and as a catalyst for elevating the sustainability practices of our listed issuers. To this end, we strive to continuously enhance our sustainability strategies and manage our impacts.

OUR SUSTAINABILITY STRATEGY

The importance of sustainability to our organisation is manifested in our Sustainability Roadmap 2021-2023 (Roadmap), which aims to future-proof the Exchange and help us reach our vision of becoming ASEAN's leading, sustainable and globally-connected marketplace. 'Embedding Sustainability in our Organisation and Marketplace' is one of the five Strategic Pillars under the Strategic Roadmap 2021-2023 which highlights, key areas of focus to help us achieve our vision.

The Roadmap aims to further support this key area of growth. It comprises five priority areas that cut across our marketplace and internal practices, as well as the community in which we operate. These priority areas are supported by 25 initiatives, to be undertaken over a three-year period. Meanwhile, work is underway to outline the next phase of our sustainability strategy, which will commence in 2024. This next stage of our sustainability journey will take into account all that we have achieved thus far and further develop the maturity of our sustainability practices.

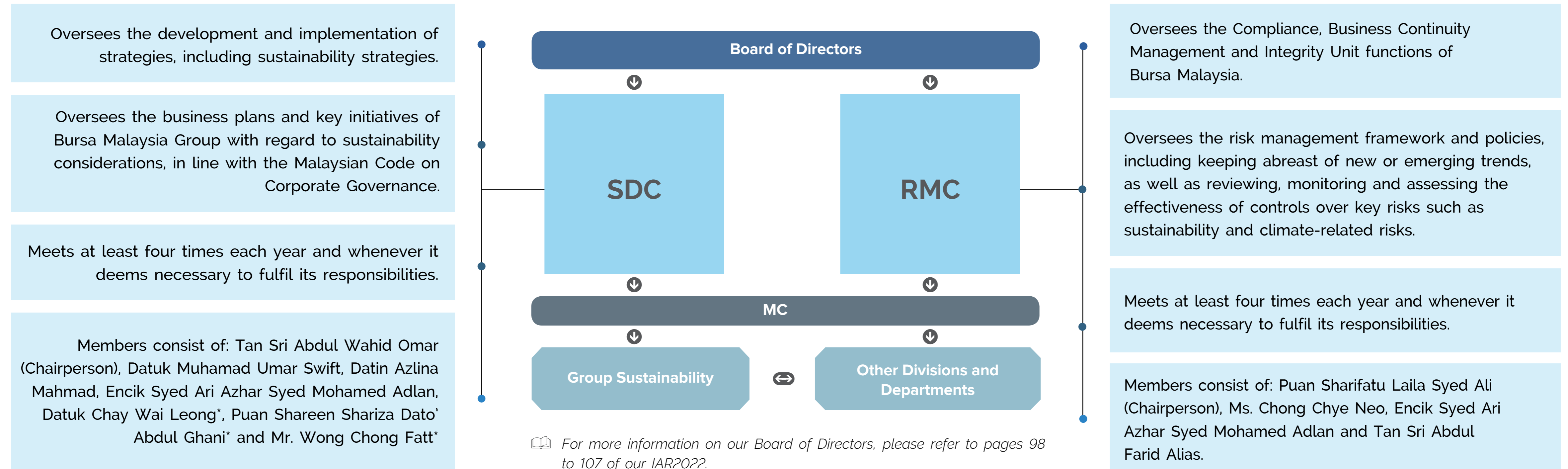
Sustainability Roadmap 2021 – 2023				
Priority Areas	Strategic Objectives of Our Initiatives	Material Matters		
Priority Area 1  STRENGTHENING OUR CORE	Build capacities of market participants to support a vibrant and sustainable capital market	 Economic Performance	 Market Integrity and Stability	MARKETPLACE
		 Education and Capacity Building	 Cyber Security and Customer Privacy	
Priority Area 2  DRIVING OUR GROWTH	Enhance the sustainable and responsible finance ecosystem through new investment products and high standards of sustainability practices and disclosure	 Sustainable Finance	 Innovation and Technology Excellence	
Priority Area 3  PROTECTING OUR ENVIRONMENT	Reduce our ecological footprint and manage climate-related risks as we transition towards a low-carbon future	 Climate Risks	 Environmental Footprint	INTERNAL
		 Anti-Fraud, Bribery and Corruption	 Workplace Environment	
Priority Area 4  EMPOWERING OUR WORKFORCE	Cultivate an empowered workforce to develop more sustainable approaches	 Employee Engagement	 Learning and Development	
Priority Area 5  ADVANCING OUR COMMUNITIES	Create positive impacts for society and demonstrate real commitment to supporting social and environmental issues that are aligned with Bursa Malaysia's mission	 Community Investment	 Supply Chain Management	COMMUNITY

SUSTAINABILITY GOVERNANCE

Good governance is essential in ensuring that sustainability is integrated into our long-term growth strategy. As such, our Board of Directors has the responsibility to ensure that sustainability considerations are included in our decision-making process and strategy implementation. The Board is also responsible for ensuring that sustainability is embedded in our day-to-day operations.

Our sustainability-related matters are overseen by two specific Board committees, namely Sustainability and Development Committee (SDC) and Risk Management Committee (RMC). The SDC was established in place of the former Market and Development Committee in 2021, to further strengthen the framework for sustainability within the organisation pursuant to the Malaysian Code on Corporate Governance (MCCG). To ensure the effectiveness of the SDC, the composition of the SDC includes independent members who are experts in sustainable development or sustainable finance.

Both the SDC and the RMC are supported by the Management Committee (MC), which consists of key senior management executives. The MC is led by the CEO and its role includes formulating and implementing the effective management of Bursa Malaysia's strategies, including those related to sustainability. At the operational level, Group Sustainability and other relevant divisions and departments are responsible for the development and implementation of sustainability strategies across all our businesses. Group Sustainability is headed by the Director of Group Sustainability, who reports directly to the CEO.



* independent members

ASSESSMENT OF MATERIAL MATTERS

Materiality assessment is integral to our sustainability journey to allow us to identify the risks and opportunities of key sustainability issues. We hold an in-depth materiality assessment once every three years to identify sustainability issues that are most significant to us and to our stakeholders. In addition, it is vital for us to review our material matters periodically amid the rapidly evolving ESG landscape to ensure that they remain relevant to the emerging themes that are important to our stakeholder groups. As such, we validate our material matters once a year to confirm that they remain relevant and up to date. Our next comprehensive materiality assessment is due in 2023.

 Read more about our 2022 materiality assessment on pages 102 to 104 of this report.

STAKEHOLDER ENGAGEMENTS

Our stakeholders comprise PLCs, issuers, potential PLCs and potential issuers; intermediaries; investors; shareholders; regulators and government agencies; industry associations, professional bodies and industry experts; analysts, rating agencies and index providers; employees; vendors and suppliers; as well as community groups. At Bursa Malaysia, we hold regular engagement sessions with our stakeholders through various platforms to identify their key concerns and understand how we can meet their needs. Stakeholder feedback also informs our approach to reporting and disclosure and underpins our materiality process.

 Read more about our stakeholder engagement activities on pages 105 to 110 of this report.

BEST PRACTICES AND SUSTAINABILITY COMMITMENTS

As an ESG proponent, we constantly benchmark against industry and international best practices to further improve our sustainability practices. Our practices are mainly guided by the commitments we have made in our Sustainability Policy. We also have a set of robust policies that instil good business conduct, as listed below:



¹ Public version of the Anti-Fraud, Bribery and Corruption Policy and Guideline.

² These policies are available on Bursa Malaysia's website.


Note: The list of policies above is not exhaustive.

Our Commitments

We have made the following commitments to uphold good sustainability practices through official pledges, membership and plans:


United Nations (UN) Sustainable Development Goals (SDGs)

The SDGs are a collection of 17 interlinked objectives designed in 2015 by the United Nations General Assembly to serve as a 'shared blueprint for peace and prosperity for people and the planet now and into the future'. We continue to demonstrate our commitment to play a key role in transforming the nation for the better, by mapping our contributions to the SDGs since 2017.

 Read more about our contributions on pages 119 to 121 of this report.

Achieving Net Zero Greenhouse Gas (GHG) Emissions by 2050

In 2021, Bursa Malaysia announced its ambitions to become carbon neutral by 2022 and achieve net zero GHG emissions by 2050 across its entire operations, in line with the global drive for decarbonisation. We are committed to managing our carbon footprint across our business activities, while reducing emissions towards achieving a net zero future. We also participate in the global campaigns 'Business Ambition for 1.5°C' and 'Race to Zero', to support the transition to a climate-resilient and inclusive economy.

 Read more about our progress on pages 59 to 63 of this report.


Task Force on Climate-related Financial Disclosures (TCFD)

Bursa Malaysia has been an official supporter of the TCFD Recommendations since 2018, as part of its commitment to addressing climate change matters. Established by the Financial Stability Board, the TCFD Recommendations represent the first international industry-led initiative aimed at developing voluntary, consistent climate-related financial risk disclosures by companies, enabling them to provide information to their lenders, insurers, investors and other stakeholders.

 Read more about our progress on pages 54 to 58 of this report.


Women's Empowerment Principles (WEPs)

In 2019, Bursa Malaysia announced our support for the WEPs by committing to advance the gender equality agenda at the highest levels of the company and to work collaboratively in multistakeholder networks to foster business practices that empower women. The WEPs consist of a set of principles that guide businesses on promoting gender equality and women's empowerment at the workplace, marketplace and community. Established by UN Global Compact and UN Women, the WEPs are aligned with international labour and human rights standards and acknowledge that businesses have a role in promoting gender equality and women's empowerment.

 For more information on the WEPs, please refer to <https://www.weps.org/about>.


The Ten Principles of the UN Global Compact (UNGC)

Since 2020, Bursa Malaysia has been committed to supporting the Ten Principles of the UNGC on human rights, labour, environment and anti-corruption. This means making the UNGC and its principles part of Bursa Malaysia's strategy, culture and day-to-day operations, including engaging in collaborative projects that advance the broader development goals of the UN, especially the SDGs. As part of the key requirement of the UNGC to submit an annual Communication on Progress (COP) report, we have included a content index that updates our progress in implementing the Ten Principles in our sustainability reports since 2021.

 Read more about the Ten Principles of the UNGC Content Index on page 141 of this report.


CEO Action Network (CAN) Level 3 Commitments

In 2021, Bursa Malaysia pledged to adopt the Level 3 Commitments, along with other members of CAN. The commitments include committing to measuring, reporting and setting public targets on how organisations contribute to achieving the 2030 UN SDGs; achieving net zero GHG emissions by 2050 and committing to developing and publishing a progressive roadmap by 2023, if not sooner; and committing to adopting the United Nations Guiding Principles on Business and Human Rights (UNGPs) within their organisations as well as supporting the adoption of the UNGPs throughout their value chains. CAN is the first sustainability-focused informal coalition of leading CEOs and senior decision-makers in Malaysia. It was established in 2020 as a closed-door peer-to-peer informal network of CEOs and its members are from close to 50 leading businesses in Malaysia.

 For more information on the CAN, please refer to <https://www.ceoactionnetwork.com/general-8>

World Federation of Exchanges (WFE) Sustainability Principles

Bursa Malaysia has been a WFE member exchange since 1981. In 2015, we joined the Sustainability Working Group (SWG), which comprises representatives from a diverse array of global stock exchanges, with a mandate to build consensus on the purpose, practicality and materiality of Environmental, Social and Governance (ESG) data. We have adopted and promoted the five WFE Sustainability Principles published in 2018.

 For more information on the WFE Sustainability Principles, please refer to <https://www.world-exchanges.org/our-work/articles/wfe-sustainability-principles>

 Read more about our contributions on page 140.

IN THE SPOTLIGHT

The year 2022 was a significant year of development for Bursa Malaysia on the sustainability front. We rolled out various impactful initiatives to bolster the capital market's Environment, Social and Governance (ESG) ecosystem and meet the needs of the investing community. This section highlights three key initiatives in 2022 that further contribute to the development of the ESG ecosystem.

ENHANCED SUSTAINABILITY REPORTING FRAMEWORK

The Exchange has been, and continues to be a strong proponent of the sustainability agenda through our roles as both market operator and regulator. As a frontline regulator, we drive the sustainability agenda via our Sustainability Reporting Framework, which provides Public Listed Companies (PLCs) with a strong foundation to anchor their sustainability practices and disclosures. To ensure continued utility and relevance, the Sustainability Reporting Framework, consisting of sustainability reporting-related Listing Requirements (LRs), the Sustainability Reporting Guide and the accompanying Toolkits, is updated on a periodic basis.

Following the launch of the Sustainability Reporting Framework in 2015, the Exchange has seen high compliance rates as well as improvements in the quality of sustainability disclosures over the years via our annual Sustainability

Disclosure Review (SDR) exercises. While the findings from the SDR exercises were generally positive, the Exchange also noted areas that needed further improvements. Specifically, there was a need to improve the availability, quality and comparability of sustainability disclosures across the PLCs.

At the same time, there were also extensive developments in the international and local sustainability reporting landscape. Most notably, we saw the formation of the International Sustainability Standards Board in 2021 with the mandate of developing a globally accepted set of sustainability reporting standards. Another notable example was the revision to the Global Reporting Initiative's (GRI) Universal Standards in 2021, which among others, fully reflected due diligence expectations for organisations in managing their sustainability impacts. This included aspects relating to human rights, as set forth in intergovernmental instruments by the United Nations (UN) and the Organisation for Economic Co-operation and Development (OECD). On the climate front, we saw the TCFD Recommendations grow in prominence as more countries introduced reporting requirements for their domestic organisations in alignment with the TCFD Recommendations.

Against this backdrop, we undertook an extensive public consultation exercise and launched our enhanced Sustainability Reporting Framework in September 2022 with the aim of elevating the sustainability practices and disclosures of our PLCs. In particular, Main Market PLCs will now be required to include the following disclosures in their Sustainability Statements:

- i) a common set of prescribed sustainability matters and indicators that are deemed material for all PLCs (Common Sustainability Matters)
- ii) climate-related disclosures that are aligned with TCFD Recommendations (TCFD-aligned Disclosures)
- iii) at least three financial years' data for each reported indicator, corresponding targets (if any) and a summary of such data and corresponding performance target(s) in a prescribed format (Enhanced Quantitative Information)
- iv) a statement on whether the Sustainability Statement has been reviewed internally by internal auditors or independently assured (Statement of Assurance)

The enhanced sustainability reporting requirements for Main Market PLCs will be implemented in a phased manner, beginning with the disclosures of the Common Sustainability Matters for financial year ending (FYE) on or after 31 December 2023, and culminating with the TCFD-aligned Disclosures for FYE on or after 31 December 2025.

Meanwhile, the sustainability reporting requirements for ACE Market PLCs have also been enhanced to align with those of the Main Market.¹ However, instead of publishing TCFD-aligned Disclosures like their Main Market counterparts, ACE Market PLCs will only need to disclose a basic transition plan² with regards to climate change reporting.

To aid PLCs in complying with the enhanced Main LR and ACE LR, as well as to produce better sustainability disclosures, the Exchange also issued the updated Sustainability Reporting Guide and Toolkits with the 3rd edition. These materials are accessible via the Bursa Sustain online portal <https://bursasustain.bursamalaysia.com/droplet-details/resources/sustainability-reporting-guide-3rd-edition>.

Given the rapid developments in the ESG landscape, we recognise the importance of ensuring that our PLCs continue to embed sound sustainability practices both within their operations as well as across their supply chains. To that end, the Exchange will continue conducting engagements and capacity-building activities to advocate better ESG practices and disclosures among our PLCs. Furthermore, the Exchange will continue to collaborate with capital market stakeholders such as the Securities Commission Malaysia (SC), Institutional Investors Council Malaysia (IICM), Minority Shareholders Watch Group (MSWG) and Institute of Corporate Directors Malaysia (ICDM) in championing better ESG practices among PLCs.

¹ This refers to the sustainability governance, scope of the Sustainability Statement and basis for the scope, materiality assessment and management of material sustainability matters.

² This refers to a plan to transition towards a low-carbon economy.

 The full Sustainability Reporting Framework is available on Bursa Malaysia's corporate website.



“The sheer scale of the sustainability reporting enhancements that we have introduced sends a clear signal of the expectations for PLCs to embed strong sustainability practices and disclosures. This high bar is underpinned by a multi-year, phased implementation approach to ensure a successful rollout.”

– **Julian M Hashim**
Chief Regulatory Officer



VOLUNTARY CARBON MARKET

The need to address global warming and climate change could not be more pressing than now, as extreme climate events intensify in most parts of the world. As the Exchange, we are aware of our unique role in driving change among PLCs to accelerate the transition towards a low-carbon economy.

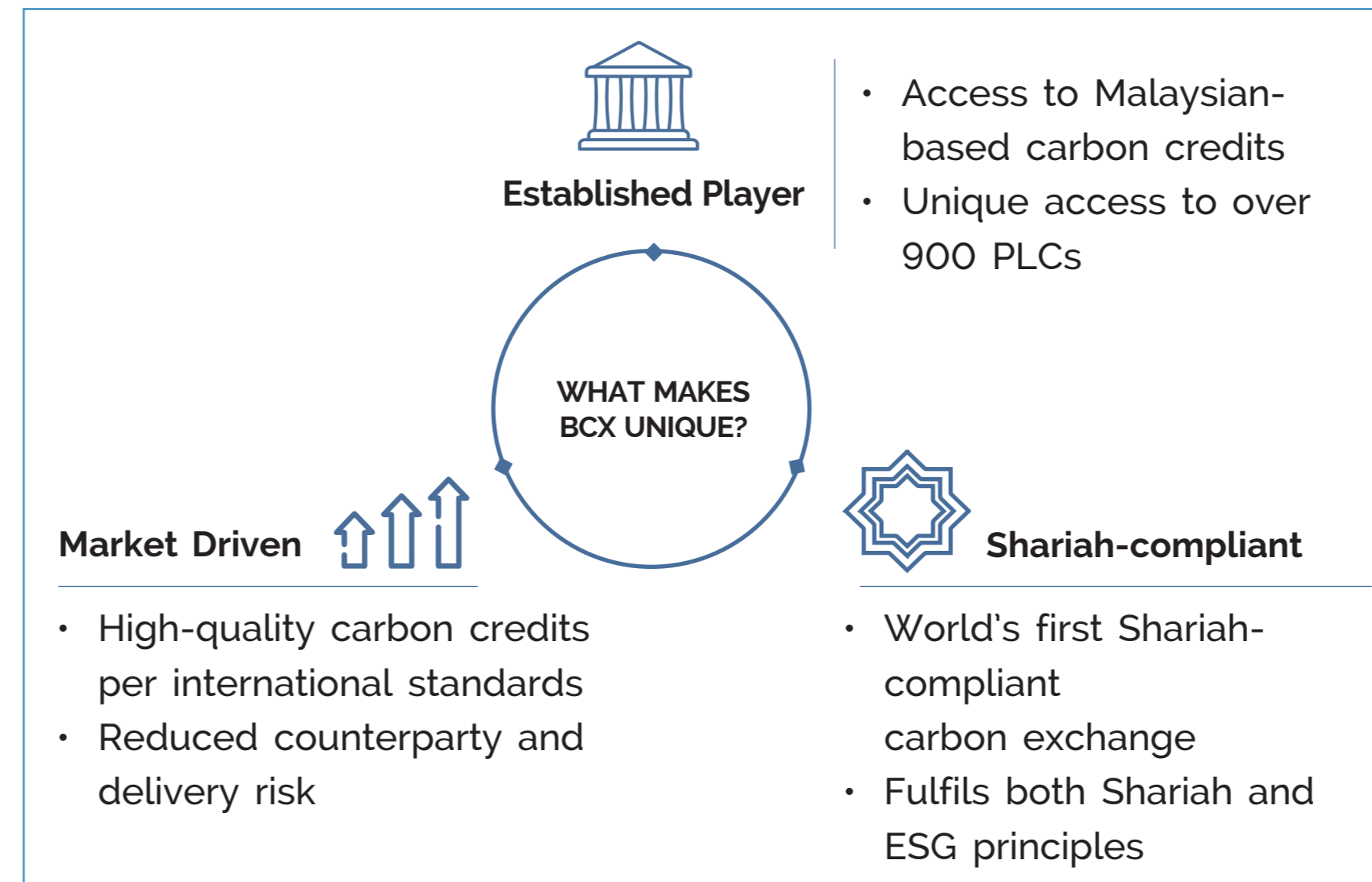
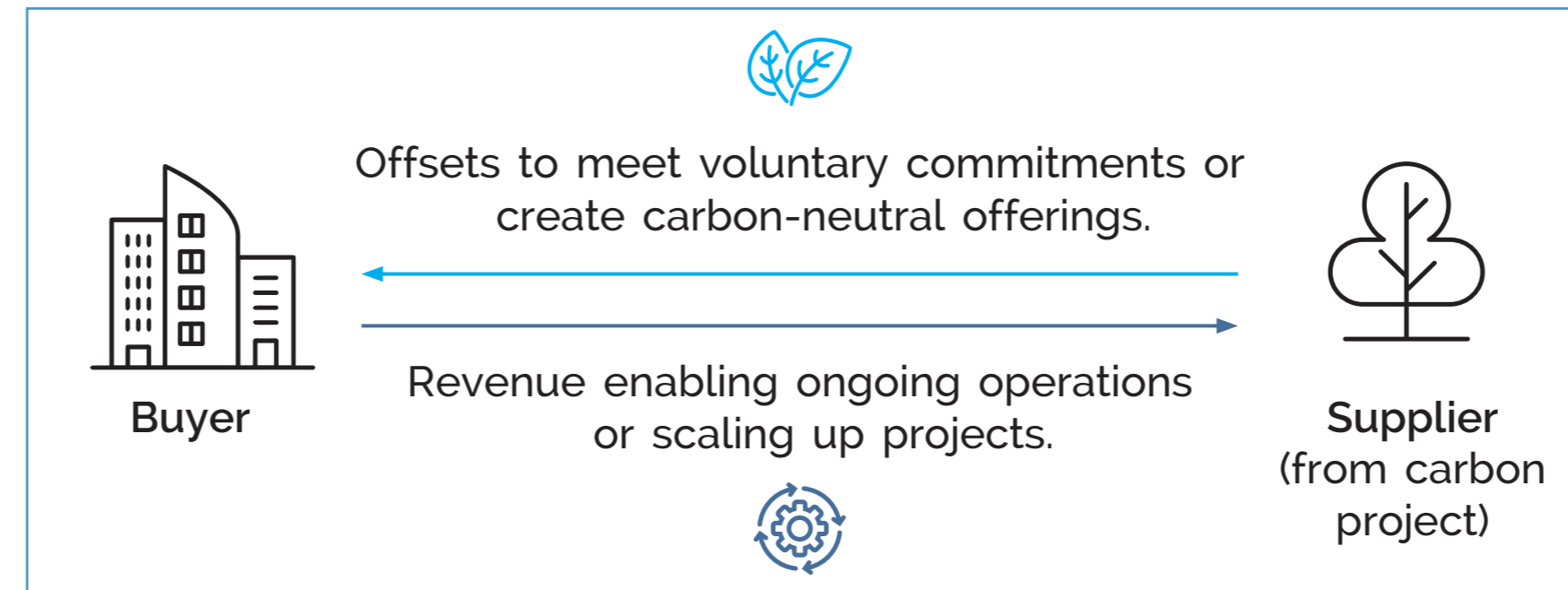
In December 2022, Bursa Malaysia launched the voluntary carbon market (VCM) exchange with the introduction of the Bursa Carbon Exchange (BCX). The launch of the BCX is part of the nation's commitment towards achieving net zero greenhouse gas (GHG) emissions as early as 2050. Launched to facilitate the trading of high-quality carbon credits via standardised carbon contracts, it is also in tandem with Bursa Malaysia's vision to become ASEAN's leading, sustainable and globally-connected marketplace. Additionally, it enables us to grow our suite of sustainability-themed products and services that create positive impacts for the planet and society.

The BCX is the world's first Shariah-compliant carbon exchange that enables corporates to take practical climate mitigation action through the trading of carbon credits from projects with measurable climate action outcomes that adhere to the international standards. As such, the BCX will catalyse green industries and accelerate our country's progress towards net zero GHG emissions by providing a platform to channel private financing to support climate-mitigating projects through the sales of verified carbon credits.

Going forward, Malaysia has a huge potential for providing carbon credits through both technology-based and nature-based solutions (NBS), given its forest coverage of 55% across the country. With this in mind, we will continue to facilitate the voluntary offsetting of carbon emissions by corporate organisations through our platform, while driving the development of domestic GHG reduction and removal solutions and projects in our joint efforts to combat climate change amid the increased global call for an accelerated transition to a low-carbon economy.

BURSA CARBON EXCHANGE

The BCX provides a rules-based and transparent approach for both buyers and sellers to transact standardised carbon contracts with underlying high-quality carbon credits and increases the accessibility and efficiency of the VCM to serve all stakeholders.



i

On 12 May 2022, Bursa Malaysia signed an MOU with Verra to further strengthen the voluntary carbon market ecosystem in Malaysia. The Verified Carbon Standard, or better known as Verra, is a widely recognised standard in the voluntary carbon market, accounting for nearly 70% of voluntary carbon credit issuances globally.

“ With the launch of the BCX, we are taking a bold step towards creating a sustainable future for both our planet and our industries. The BCX not only provides organisations with the opportunity to offset carbon emissions, but also serves as a platform for innovation and progress in the fight against climate change. We are committed to driving positive change and making a lasting impact on the environment. **”**

– **Emilia Tee Yoke Hoong,**
Director of Group Sustainability

SECURITIES DONATION SCHEME

Bursa Malaysia fully recognises that the underprivileged and vulnerable segments of society must not be left behind. As we advance a multitude of initiatives that support the ESG agenda, we are mindful that doing good for people and planet is one of the core tenets of sustainability. This is why we have initiated a donation scheme that will enable investors to donate listed securities they own or proceeds from the sale of the listed securities to charities supported by Yayasan Bursa Malaysia (YBM).

Launched in November 2022, the Shares2share scheme is the second such share donation initiative in Southeast Asia and it has the support of 15 participating organisations. The scheme's features include the following:

Donors can donate their securities via the Bursa Anywhere mobile application, in board lots or odd lots, and there is no limitation on the number of securities that can be donated.

All 15 participating organisations will waive their broking commission and their portion of the central depository system (CDS) transfer fee.

Bursa Malaysia will waive the clearing fees of 0.03% and its portion of the CDS transfer fee.

Listed securities excluded from the scheme are stocks listed on the LEAP Market, delisted stocks, Structured Warrants, Leveraged and Inverse Exchange Traded Funds, non-equity securities and securities classified as PN17 or GN3 securities.

The waiver of the various transaction fees was designed to ensure that donated amounts can be maximised under this scheme.

Nine beneficiary charities were selected by YBM to participate in this scheme and were chosen based on their contributions to the UN SDGs, among other criteria. The charities are Cancer Research Malaysia, Hope Mission Welfare Society, Malaysian Relief Agency Foundation, Mercy Malaysia, National Cancer Society Malaysia, Persatuan Kebajikan Mental Selangor, The Pure Life Society, United Voice and Yayasan Orang Buta Malaysia.



Shares2share Launch

The 15 participating organisations that facilitate the transfer of the listed securities by the donors to Shares2share are:

1. Affin Hwang Investment Bank Bhd
2. AmInvestment Bank Bhd
3. Apex Securities Bhd
4. BIMB Securities Sdn Bhd
5. CGS-CIMB Securities Malaysia Sdn Bhd
6. Hong Leong Investment Bank Bhd
7. Inter-Pacific Securities Sdn Bhd
8. KAF Equities Sdn Bhd
9. M & A Securities Sdn Bhd
10. Malacca Securities Sdn Bhd
11. Maybank Investment Bank Bhd
12. MIDF Amanah Investment Bank Bhd
13. Public Investment Bank Bhd
14. RHB Investment Bank Bhd
15. TA Securities Holdings Bhd

“Shares2share is another example of how we can use our unique role to positively impact society, by rallying market participants towards corporate social responsibility and providing an additional funding avenue for charitable organisations to help generate positive impact for society.”

– **Emilia Tee Yoke Hoong,**
Director of Group Sustainability



STRENGTHENING OUR CORE

**BURSA
MALAYSIA**

Strengthening Our Core

Economic Performance	16
Market Integrity and Stability	19
Education and Capacity Building	22
Cyber Security and Customer Privacy	32

We strive to provide a vibrant and resilient capital market through initiatives that strengthen the core of our business. This includes creating value for our stakeholders, ensuring market integrity and stability, and protecting the data privacy of our stakeholders. We also actively promote education and capacity building among our market participants so that they are equipped with the necessary knowledge to succeed in the ecosystem.

Supporting UN SDGs:



Economic Performance

WHY IT MATTERS

The private sector plays a critical role in driving economic growth. Companies and their business activities can increase the productive capacity of an economy, create jobs and drive technological innovation. As the national stock exchange of Malaysia, we are even more conscious of the role that we play as the performance of the stock market is often a reflection of the country's economic progress and may have an impact on investor confidence.

AT A GLANCE



Key Progress:

- Refer to Financial Review on page 62 to 63 of IAR 2022



Relevant Indicators:

- RM226.6 million Profit After Tax and Zakat, decreased 36.2% year-on-year
- RM214.5 million distributed as dividends to shareholders



OUR SUSTAINABILITY POLICY COMMITMENTS

- Adopt the principles of proportionality and transparency
- Provide inclusive and accessible market

OUR APPROACH

Our ability to generate and preserve value for our stakeholders is the parameter that we use to define our economic performance. As the frontline regulator and market operator, we have an even bigger role to help build the local economy. We serve a wide-ranging group of stakeholders through various approaches and channels, as specified below:

SHAREHOLDERS

▶ We create value for our shareholders in the form of dividends, and this is governed by the Group's Dividend Policy. The policy commits the Group to paying no less than 75% of our Profit After Tax and Minority Interest (PATAMI), and we have, in practice, regularly paid out more than the 75% minimum threshold.



For more information on the Group's Dividend Policy, please refer to our website.

EMPLOYEES

▶ In addition to creating value through competitive remuneration, we also create value by investing in their professional development. Simultaneously, we create a conducive and engaging workplace to help them realise their purpose and career goals.

SUPPLIERS

▶ We rely on third party products and services to ensure smooth daily operations and we create value for our suppliers through the procurement of products and services. We are aware of the importance of co-value creation and establishing strong relationships with suppliers. As such, we seek to further collaborate with our suppliers through strategic partnerships and programmes.



Read more about our supply chain management approach and initiatives on pages 96 to 97 of this report.

COMMUNITY

▶ One percent (1%) of our Profit After Tax has been pledged towards the funding of corporate social responsibility activities, and the funds will be channelled through our foundation, Yayasan Bursa Malaysia. These activities are aimed at creating a long-lasting, positive impact that will enrich our local communities.



Read more about our community investment approach and initiatives on pages 83 to 95 of this report.

GOVERNMENT

▶ We create value for the Government through the fulfilment of all our legal obligations and statutory duties, as well as our tax obligations. We are also active participants and supporters of government sustainability initiatives, including through the setting up of the voluntary carbon market, the Bursa Carbon Exchange.

OUR PROGRESS

Bursa Malaysia recorded a Profit After Tax and Zakat of RM226.6 million for the financial year ended 31 December 2022, a 36.2% reduction from the previous financial year. The decrease was mainly due to lower overall trading revenue contributions from the Securities Market, although it was partially offset by improved trading performance in the Derivatives Market and the Bursa Suq Al-Sila (BSAS) Islamic trading platform. Initial Public Offering (IPO) activities continued to strengthen in 2022 with 35 new listings, raising a total of RM3.5 billion. We have also implemented initiatives to further broaden our offerings towards our goal of becoming a sustainable and vibrant multi-asset Exchange with a diverse revenue stream.



Note: * The figures stated include committed amounts yet to be distributed.

📖 For more information on how we create value and our 2022 financial highlights, please refer to pages 34 to 42 of our IAR 2022.

MOVING FORWARD

We will continue implementing initiatives that will enhance our market competitiveness and our overall economic performance, which will in turn allow us to continue creating long-term economic value for our stakeholders, as well as contribute to the development of the Malaysian economy. As described above, our stakeholders have varied interests, and the value that we create must address the issues that are important to them. To do so, we will continue to drive sustainable growth within our organisation while continuing to identify the ways in which we can make a positive impact on the communities around us.

Market **Integrity and Stability**

WHY IT MATTERS

Ensuring market integrity and stability is vital for the sustainability of Bursa Malaysia as these lead to a market that is fair and efficient where participants can enjoy equal access and in an environment where price discovery and trading practices are conducted in a transparent manner. All of these have a ripple effect on the attractiveness of our market as they instil trust, lower systemic risk and support capital raising activities.

AT A GLANCE



Key Progress:

- Refer to Marketplace Report: Fair and Orderly Markets on page 126 to 131 of IAR 2022



Relevant Indicators:

- Refer to the Performance Data Table in Appendices on page 142 of this report
- No suspension of counter/stock due to/related to erratic trading

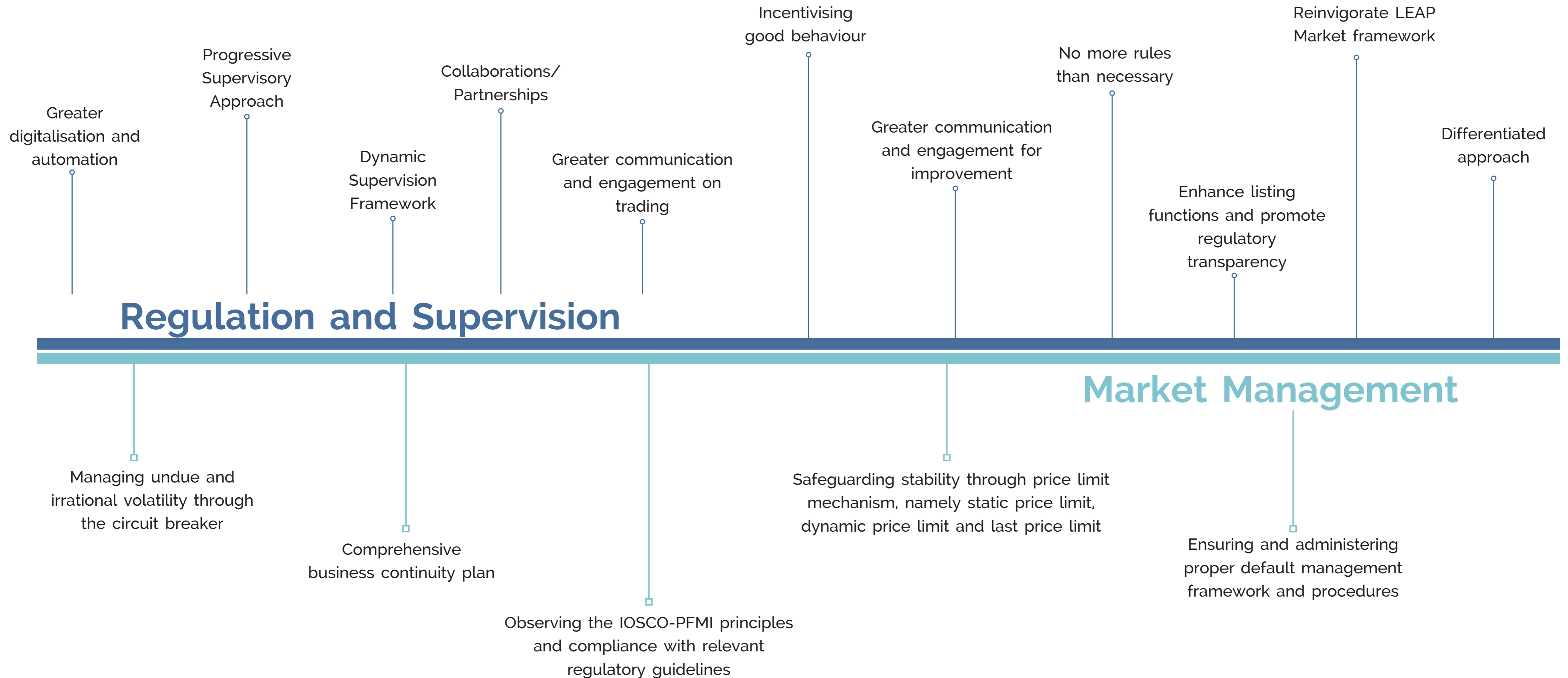


OUR SUSTAINABILITY POLICY COMMITMENTS

- Adopt the principles of proportionality and transparency
- Promote high business conduct among our intermediaries

OUR APPROACH

It is our duty as the frontline regulator and market operator to ensure a fair and orderly market in the trading of securities and derivatives, as well as protecting the interests of investors. We remain guided by our three-year Regulatory Plan and statutory obligations with the following principles.



OUR PROGRESS

Regulation and Supervision

We remain guided by a robust regulatory framework that provides the necessary rules and regulations for a fair and orderly market. Additionally, we engage with our intermediaries regularly, in particular on the adoption of principles and recommendations.

In 2022, we conducted a post implementation review to gauge the level of intermediaries' adoption of the principles and recommendations of the governance standards and best practices issued by Bursa Malaysia. The communication on "Governance Standards & Best Practices for POs and TPs" was issued in 2017 with the aim to strengthen governance practices. The review will facilitate regulatory intervention where necessary to promote sound governance practices.

For more information on our regulation and supervision, please refer to pages 126 to 131 of our IAR 2022.

Market Management Measures Implemented

We conduct real-time monitoring of trading activities in both the securities and derivatives markets. To ensure that trading in the marketplace remains fair and orderly, we have in place proper measures to address any detected abusive or irregular trading, or unusual market activity. In 2022, we implemented educational initiatives and programmes and assessed the industry's understanding of the issues pertinent to Market Surveillance. We hosted the Market Inter Surveillance Group (MISG) for Derivatives and Equities Surveillance on 21 and 26 October 2022 respectively to provide latest updates pertaining to surveillance practices and concerns. In addition, we are improving our surveillance capabilities through an exercise to optimise our existing surveillance system alerts and have scheduled implementation in 2023.

Further to that, we have in place market management and control mechanisms, namely the dynamic price limit and the static price limit for all securities traded on Bursa Malaysia Securities, and the Circuit Breaker based on movement of the FTSE Bursa Malaysia Kuala Lumpur Composite Index (FBMVKLCI).

For more information on our surveillance initiatives, please refer to pages 128 to 129 of our IAR 2022

Trading Halt and Suspension

Bursa Malaysia may, at any time, halt the trading of any listed securities upon the listed issuer releasing material announcement, pursuant to Paragraph/Rule 16.04 of the Main and ACE Market Listing Requirements and Paragraph 8.04 of the LEAP Market Listing Requirements. In 2022, there were 101 occasions of trading halts imposed arising from the announcements made by listed issuers. The average trading halt was one hour.



Julian M Hashim, our Chief Regulatory Officer, providing his opening remarks at the MISG event

MOVING FORWARD

We are committed to consistently reviewing, updating and strengthening our approach to regulation and market operations to ensure integrity and stability in the market. We will continue to fulfil our responsibility by putting in place effective processes and actions that are timely, fair, independent and transparent.

Education and Capacity Building

WHY IT MATTERS

Market participants are an integral part of our business ecosystem who can directly impact the effectiveness and resilience of the capital market. Thus, we invest in education and capacity building initiatives to increase their level of investment sophistication, build their capabilities, and ensure that they have sufficient knowledge and skill sets to navigate the capital market's complex ecosystem confidently. Our market participants are important resources necessary to our operational success and sustainability.

AT A GLANCE



Key Progress:

- Published five digital guidebooks under the Public Listed Companies Transformation Programme
- Launched the Bursa Research Incentive Scheme to address the lack of trading activity within the inactive and under-researched stock segment
- Organised the second annual virtual Bursa Marketplace Fair
- Launched the #MyFirstTrade# campaign in conjunction with International Women's Day
- Hosted the Karnival Saham Bersama Bursa Malaysia with Yayasan Pahang to educate the public about the importance of investing early and responsibly in the stock market
- Organised the Bursa Investment Quiz Competition (BIQ) 2022
- Organised the Bursa Inter-Varsity Stock Challenge 2022
- Hosted the 33rd Annual Palm and Lauric Oils Price Outlook Conference and Exhibition (POC)
- Organised the inaugural East Malaysia Palm and Lauric Oils Price Outlook Conference and Exhibition (emPOC)
- Organised the 2nd Derivatives Virtual Trading Challenge (DVTC)



Relevant Indicators:

- 3,101 participants attended our advocacy programmes for PLCs
- 4,240 participants from Participating Organisations, Trading Participants, Clearing Participants and Non-Trading Clearing Participants attended our training sessions
- 172,024 participants attended our investor education programmes on securities, derivatives and Islamic capital markets
- Over 2,000 participants attended the second annual virtual Bursa Marketplace Fair
- 1,062 participants attended the six webinars targeted for women investors to address gender investing gap in the stock market
- 801 individuals attended the 'Karnival Saham Bersama Bursa Malaysia'
- 1,439 registered participants took part in the BIQ competition
- 1,185 individual participants, via 730 teams from eight universities across the nation competed in the Bursa Inter-Varsity Stock Challenge
- 873 delegates from 12 countries attended the physical Annual POC
- 360 delegates attended emPOC
- 4,467 participants with 158 university teams competed in the second DVTC
- Recorded 712,971 page views and 160,779 visitors on the Bursa Academy website
- Recorded 364,130 page views and 151,140 visitors on the Bursa Sustain website
- Completed 33 initiatives with 4,779 participants for our Bursa Young Investor Club
- Conducted 31 sessions of Sens-Ability programme and attended by 4,377 individuals



OUR SUSTAINABILITY POLICY COMMITMENTS

- Provide an inclusive and accessible market
- Advocate sustainability and facilitate capacity building
- Promote education for communities

OUR APPROACH

We design our education and capacity building initiatives to focus on the needs of each of our stakeholder groups. We couple this with research, including the analysis of market trends, the mapping of potential risk areas, data obtained from on and off-site monitoring, targeted stakeholder consultations and post-event analytics. By taking this approach, we ensure that our programmes remain topical and relevant to the unique needs of our stakeholders.

In addition, we work closely with industry partners, intermediaries and training providers to ensure that our programmes and initiatives meet the objectives outlined below. We also conduct our programmes in different languages where possible, namely in English, Bahasa Malaysia and Mandarin, to better cater to the needs of our ethnically diverse retail investors.



OUR PROGRESS

Last year saw us continuing to widen our reach to stakeholders through various initiatives, particularly through our digital platforms, to deliver our goal of educating and building awareness among our stakeholder groups. Our initiatives in 2022 were extensive, ranging from the publication of comprehensive guidebooks, consultations and briefings as well as trading challenges, to engaging and informing our stakeholders about capital market developments.

Public Listed Companies (PLCs)

In 2022, we continued to deliver various workshops and programmes aimed at raising the level of corporate governance and risk management among others. These are outlined in the following table:

Programmes	No. of Sessions	No. of Attendees
Raising the Standards of Board Governance: The Role of Company Secretaries	1	70
Bursa Malaysia Immersive Session: The Board "Agender"	4	114
Advocacy Sessions for Directors and Senior Management of Main Market Listed Issuers	4	500
Thematic Index Seminars	2	185
TCFD 101 Training Workshop - Getting Started with Climate-Related Financial Reporting	1	439
TCFD 102 Training Workshop - Building Experience in Climate-Related Financial Reporting	1	448
Workshop on Climate Change for Directors and Senior Management of PLCs	3	83
Workshop on Climate Change for PLCs: Measuring and Managing GHG Emissions	4	60
TOTAL	20	1,899

We made a significant contribution to the development of Corporate Malaysia through the publication of five digital guidebooks under the Public Listed Companies Transformation (PLCT) Programme. We also organised dedicated webinars and panel discussions to educate the participating PLCs and promote the programme.

Programmes	No. of Sessions	No. of Attendees
PLCT Programme – Webinars	4	920
PLCT Programme – Panel Discussions	4	282
TOTAL	8	1,202



PLCT Programme

The PLCT Programme, which was launched in March 2022, aims to drive higher performance among our PLCs and thereby increase the attractiveness of the Malaysian market. Each of the five guidebooks contains best practices, guidance, case studies and useful tools to help PLCs reflect on and adopt the relevant best practices into their own businesses and operations. The guidebooks cover specific developmental pillars, and the entire set comprises the following:

Guidebook 1	Guidebook 2	Guidebook 3	Guidebook 4	Guidebook 5
Creating Purpose and Performance Driven PLCs	Sustainable, Socially Responsible and Ethical PLCs	Strengthening Stakeholder Management and Investor Relations	Being Digitally Enabled	Contributing Towards Nation Building
Launch date: 2 March 2022	Launch date: 10 June 2022	Launch date: 19 August 2022	Launch date: 5 December 2022	Launch date: 5 December 2022

Guidebook 2, in particular, provides PLCs with practical guidance on the key components of a well-defined ESG approach and how PLCs can define their strategy, initiatives and metrics for an improved impact. Collectively, the books help PLCs better position themselves locally, regionally and globally, while generating sustainable value for all stakeholders.

The next step forward under the PLCT programme is for the Exchange to continuously engage participating PLCs until the end of the programme in 2025, to identify and address gaps in performance. For example, we will conduct targeted webinars or workshops based on topics of interest or on the needs of participating PLCs.

Bursa Research Incentive Scheme (RISE)

Bursa RISE was launched on 28 March 2022 to address the lack of trading activity within the inactive and under researched stock segment. Bursa RISE complements and supports the PLCT programme by boosting the corporate profile of participating companies through research coverage and marketing activities. Bursa RISE also contains investor relations and public relations components, supporting the efforts of participating PLCs to better engage with their stakeholders, shareholders, the investment community, the media and the general public. The stock prices of the 60 participating PLCs had risen by an average of 8.5% by the end of the year despite the overall negative market sentiment.

Intermediaries

Various engagement sessions were held in 2022 for our intermediaries, namely Participating Organisations (POs), Trading Participants (TPs), Clearing Participants (CPs), Non-Trading Clearing Participants (NTCPs), Authorised Depository Agents (ADAs) and Authorised Direct Members (ADMs). The aim of these sessions was to raise awareness on various regulatory and operational issues, as well as other topics related to the capital market. The following table provides an overview of these sessions.

Programmes	No. of Sessions	No. of Attendees
Trading Practices and Business Conduct Webinars	8	798
Workshop on Governance and Risk Management for Senior Management of Intermediaries	1	100
Strategies for Risk and Money Management in Stock Investing	15	1,489
Webinar for Dealer Representative (DRs)/Registered Representatives (RRs) on Financial Crime and Market Misconduct	1	500
Webinar for Heads of Operations/Dealing/Compliance/Futures on Fundamentals of Digital Assets and Blockchain and Securities Post-Trade Market Practices	1	296
Webinar for DRs/RRs on Applying Economic Indicators and Identifying Growth Companies	1	701
Workshop on cyber security for Directors and Senior Management of Intermediaries	1	128
Governance and Risk Management	1	100
Addressing And Responding to Growing and More Complex Threat of cyber security	1	128
TOTAL	30	4,240

Investors

Our educational and capacity building programmes were tailored for a diverse range of investors, offering webinars aimed at beginners to advanced investors. We leveraged on our digital platforms to communicate information and awareness about investing in the capital market, as well as to further educate investors on the investment products and services available at Bursa Malaysia. Our priority was to ensure that investors were able to make well-informed decisions that suited their risk appetite and investment needs.

These programmes were designed for the three markets, namely the Securities, Derivatives and Islamic Equities markets. They also took on various forms – from webinars to gamification and experiential learning sessions, taking into consideration factors such as the targeted demographics and accessibility.

Focus Area **Securities Market**

We delivered various webinar sessions to investors to enhance their knowledge and understanding of the equities market. The programmes were divided into distinct categories corresponding to the investment experience and knowledge level of the investors, as summarised in the table below.

Market	Target investors	No. of Sessions	No. of Attendees
Equities	Beginners	40	13,689
	Intermediate	20	8,500
	Advanced	15	6,951
TOTAL		75	29,140

Bursa Marketplace Fair

Our second annual virtual Bursa Marketplace Fair was held in July 2022 to help new and existing investors gain greater insights into the capital market. The fair focused on four community segments: beginner investors, seasoned investors, female investors as well as millennial investors. Equal emphasis was placed on conventional and Shariah-compliant investing in both the equities and derivatives markets. Senior representatives from Main Market-listed companies also participated in the fair, sharing their corporate growth plans and strategies with participants.



A total of 15 organisations and regulatory bodies participated in the fair to showcase their products and services. We also promoted Bursa Academy, Bursa Marketplace and Bursa Anywhere to the participants to learn more about Bursa Malaysia’s offerings. Over 2,000 virtual participants from across the country attended the fair.

#MyFirstTrade# Campaign

Bursa Malaysia launched the #MyFirstTrade# campaign in March 2022 in conjunction with International Women’s Day and Ring the Bell for Gender Equality ceremony. The campaign invited female investors to share their inspirational first-time trading experiences to encourage more women to begin their investing journey in the market. These stories were featured on the Equality4Equity page on Bursa Marketplace as well as our social media platforms as part of our efforts to increase women participation in our marketplace. Bursa Malaysia and participating brokers also waived their respective portion of the CDS account opening fees for the first 4,000 women who opened new accounts via Bursa Anywhere for the duration of the campaign.

In November 2022, we continued the Equality4Equity campaign to address gender investing gap in the stock market by conducting six webinars for women investors, which attracted 1,062 participants. We also organised a “What Inspires You to Invest” video contest for female participants, who submitted 11 motivational videos that were later shared on the Equality4Equity website.

Karnival Saham bersama Bursa Malaysia

Karnival Saham bersama Bursa Malaysia, held jointly with Yayasan Pahang, was aimed at educating the public about the importance of investing early and responsibly in the stock market. Themed ‘Labur Hari Ini Untuk Mampan Masa Hadapan’, the one-day event comprised various financial talks and activities for the entire family, such as games and food trucks. The carnival that was held on 3 September 2022 attracted 801 individuals.



Lucky Draw Announcements by Ms. Emilia Tee Yoke Hoong, Director of Group Sustainability



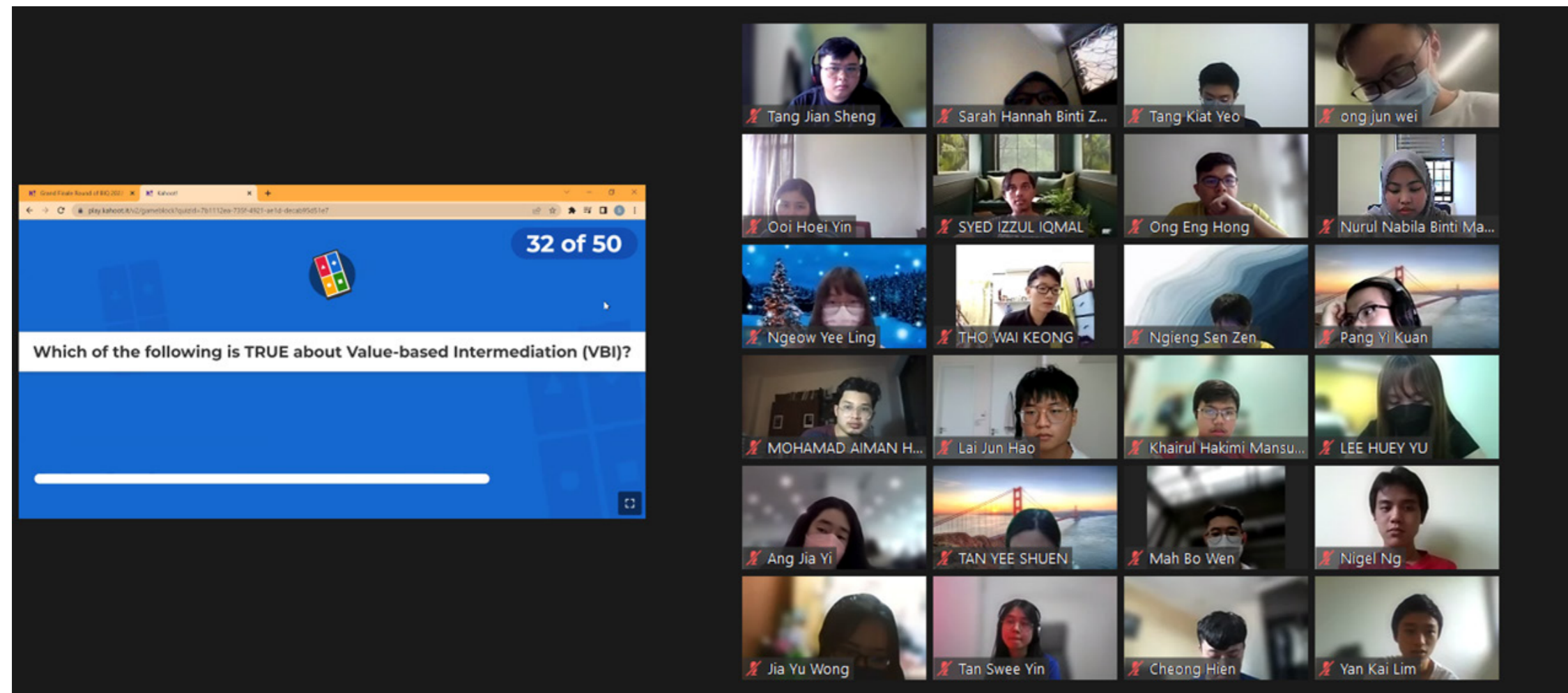
The launch of Karnival Saham bersama Bursa Malaysia

Bursa Investment Quiz (BIQ) Competition 2022

The BIQ Competition 2022, held between October and November of 2022, was a nationwide investment quiz designed to improve investment literacy among youths in Malaysia. It was conducted virtually via the Zoom and Kahoot! platforms in collaboration with sponsoring partners, namely, AmlInvestment Bank Berhad, CGS-CIMB Securities Sdn Bhd, Hong Leong Investment Bank Berhad, Public Investment Bank Berhad and the Securities Industry Dispute Resolution Centre (SIDREC). An open competition, BIQ targeted several key objectives:



The BIQ Competition 2022 targeted Malaysian youths between the ages of 18 and 25 and saw a total of 1,439 registered participants.



The Grand Finale of Bursa Investment Quiz 2022

Bursa Inter-Varsity Stock Challenge 2022

The Bursa Inter-Varsity Stock Challenge 2022 was a competition opened only to college and university students in Malaysia who were enrolled in participating universities. The objective of the Bursa Inter-Varsity Stock Challenge was to create investment awareness and provide students with a simulated trading experience. The competition ran from August to November 2022 during which time participants traded eligible securities in an environment that simulated pricing movements in real-time.

Each participating team was allocated a virtual startup capital of RM100,000 and required to perform virtual trades using the simulator hosted on the Bursa Academy website. Guidance and mentoring were provided by Bursa Inter-Varsity Stock Challenge partner brokers, namely AmlInvestment Bank Berhad, CGS-CIMB Securities Sdn Bhd, Public Investment Bank Berhad and RHB Investment Bank Berhad. The partner brokers provided participants with access to all relevant research reports and analytics, in addition to coaching the participants on trading strategies.

For the finale, shortlisted participants presented their investing principles and strategies to a panel of judges. The competition saw the participation of 1,185 individuals and 730 teams from eight universities across the nation.



Winners of the Bursa Inter-Varsity Stock Challenge 2022

Focus Area **Derivatives Market**

Given the complexity of derivatives, we continued to engage investors with specially designed programmes to increase awareness and educate on the advantages of trading in this market. Simulated workshops were also conducted to increase the understanding of risk management and hedging using derivatives. The table below provides a breakdown of the sessions held in 2022.

Market	Target investors	No. of Sessions	No. of Attendees
Derivatives	Beginners	36	4,613
	Intermediate	17	5,036
TOTAL		53	9,649

We organised more than 60 events in 2022 and attracted close to 30,000 participants, with the intent to educate the targeted investors on the derivatives products we offer. These included our annual flagship event, the Annual Palm and Lauric Oils Price Outlook Conference and Exhibition and the inaugural East Malaysia Palm and Lauric Oils Price Outlook Conference and Exhibition.

Annual Palm and Lauric Oils Price Outlook Conference and Exhibition (POC)

The 33rd POC was held from 7 to 9 March 2022. The event provided valuable networking opportunities for participants and served as a forum to deliberate on topics surrounding the supply and demand of major edible oils, the industry’s most pressing issues, market trends and trade possibilities. It was also the key platform for Bursa Malaysia Derivatives (BMD) to promote its star product, the Crude Palm Oil Futures (FCPO) contract, to international participants and institutional users and to facilitate business matching between players in the edible oils business. Although Malaysia’s international borders were closed to most travellers, the event attracted 873 delegates from 12 countries, demonstrating the strong demand for information on palm oil prices and industry development from market participants.

East Malaysia Palm and Lauric Oils Price Outlook Conference and Exhibition (emPOC)

Our inaugural emPOC2022 was held from 12 to 13 October 2022 with the aim of bringing the East Malaysia palm oil industry to the global stage. It provided visibility to ongoing sustainability and conservation efforts in Sabah and Sarawak. It also served as a platform to upskill palm oil players in East Malaysia by providing necessary education on price risk management.

The event attracted 360 delegates and feedback from industry players was encouraging. Additionally, emPOC2022 was endorsed by Sabah and Sarawak state governments as an initiative that supported the growth of the East Malaysia palm oil industry.



Panel Discussion during the emPOC2022

Derivatives Virtual Trading Challenge (DVTC)

Bursa Malaysia’s second DVTC ran from September to December 2022, with the aim of raising awareness and interest in the Malaysian derivatives market among millennial investors and undergraduates. The competition, a form of experiential learning, provided essential knowledge for new traders to begin trading derivatives instruments. Participants competed in a simulated environment that mirrored the live futures markets via the BursaMKTPLC Derivatives Trading Simulator. This year, the campaign was divided into two categories: individual for public retail investors, and university team for university students. Given the lack of understanding among university students, we held familiarisation sessions via webinars, and campus tours conducted in partnership with Bursa Young Investor Club. A total of 4,467 participants, with 158 university teams competed in the event in 2022. 66% of registered participants were new to derivatives instruments at the point of participation.

Focus Area Islamic Capital Market

The programmes under Islamic Capital Market were aimed at promoting and educating investors on Shariah-compliant investment products and services, as well as the general concept of Shariah investing. Besides the series of webinars, initiatives were conducted by leveraging on the Bursa Academy platform and partnerships with Islamic brokers to conduct sessions under the Shariah Investing Retail Programmes. The following table provides a breakdown of the sessions held for our retail investor segments.

Programmes	No. of Sessions	No. of Attendees
Islamic Equities Webinars under Bursa Academy	30	12,157
Invest Shariah Seminar/Workshop/Webinar Series	273	121,078
TOTAL	303	133,235

Investment Clubs

The Bursa Young Investor Club (BYIC) is our flagship investment club, aimed at educating undergraduate students at local universities on investments on Bursa Malaysia. We have established 28 clubs in universities across the nation since launching this initiative in 2014. In 2022, we completed 33 initiatives with 4,779 participants.

Digital Platforms

Bursa Academy

Bursa Malaysia leverages the use of digital technology to effectively reach large segments of the population and promote financial inclusion through its e-learning platform, Bursa Academy. Launched in June 2020, the e-learning platform, which combines an informal learning experience with a comprehensive overview of the capital market, allows users to access the portal anytime and anywhere, enabling a self-paced learning experience. The platform's content is suitable for all levels of investors and has been designed to complement other educational initiatives to form a comprehensive educational programme that boosts Malaysia's financial and investment literacy. Bursa Academy holds a vast repository of information covering key aspects of the capital market in three major languages: English, Bahasa Malaysia and Mandarin.

	2020	2021	2022
No. of page views	398,722	796,284	712,971
No. of visitors	93,019	186,406	160,779

Bursa Sustain

Bursa Sustain is an online information repository designed to support the efforts of PLCs and other stakeholders to improve their corporate governance, sustainability performance and investment practices. The website continued to gain traction in 2022, recording 364,130 page views from 151,140 visitors as compared against 221,047 page views from 80,727 visitors in the previous year. Growth in interest was driven by our efforts to enhance content across the three pillars.

	2020	2021	2022
No. of page views	144,146	221,047	364,130
No. of visitors	46,849	80,727	151,140

Community Groups

Sens-Ability

Our flagship CSR programme, Sens-Ability, is aimed at improving the financial and investment literacy levels of the general public. A total of 31 sessions attended by 4,377 individuals were held in 2022, targeting individuals from non-governmental organisations, universities and PLCs, among others. Sens-Ability is conducted virtually for free and any individual can attend the sessions. We also conduct private sessions upon request.

Sens-Ability Content

01 Personal Finance

focusing on personal money management, budgeting and savings.

02 Financial Frauds and Scams

to educate the general public on frauds and scams by sharing information such as fraud statistics, types of scams and warning signs.

03 Investing Insights

to create awareness about investments on Bursa Malaysia and how individuals can invest to grow their wealth over time.

MOVING FORWARD

Providing education and building capacity to our stakeholders is a key focus area for Bursa Malaysia, and important for securing the long-term sustainability of our capital market. We will continue to drive further improvements across the Malaysian capital market ecosystem through education by delivering structured and targeted programmes. For the immediate future, one of our key priorities is to support the PLCT programme and ensure that participating PLCs receive the education and training they need to meet their transformational goals. Our approach in this area is comprehensive, focusing on all key developmental pillars, and particularly on ESG issues which are relatively new to Malaysia. The next year will also see the launch of the Futures Trading Apprenticeship programme, which will be instrumental in further boosting participation in the derivatives market. This will be a key priority for us, as interest in derivatives trading continues to lag relative to securities trading.

Cyber Security and **Customer Privacy**

WHY IT MATTERS

As an exchange, we process a huge amount of information and data every day. As such, we continually strive to safeguard and protect the privacy of our customer data. We are committed to ensuring a strong cyber security system and safeguarding all information and data including our IT systems, networks and applications against cyber threats.

AT A GLANCE



Key Progress:

- Completed the recertification audit for ISO27001 for Information Security Management System
- Continued to raise awareness on cyber security among our employees and intermediaries
- Continued to strengthen security controls and processes



Relevant Indicator:

- No material breaches or substantiated complaints concerning cyber security or customer privacy were reported in 2022



OUR SUSTAINABILITY POLICY COMMITMENTS

- Provide secure, reliable and resilient systems

OUR APPROACH

We continue to employ a comprehensive approach to protecting the personal data of our stakeholders. In 2022, we remained vigilant against cyber threats through an enhanced cyber security system and awareness programmes and initiatives.

Safeguarding our cyber security system and managing customer privacy

We monitor, manage and track the cyber security health of Bursa Malaysia as part of our daily standard practice. In addition, we equip our system with a data leakage prevention system. We also undertake incident response and internal drill exercises to identify and address potential gaps. Beyond that, we ensure that our business processes are in line with recognised standards by striving to maintain an independent external audit certification for ISO27001 Information Security Management System.

Furthermore, various incident responses and internal drill exercises are conducted to identify and address potential gaps. We remain guided by our Cyber Security Strategy Roadmap 2020-2023, which aims to enhance our cyber security controls amid rapidly evolving cyber security threats.

Bursa Malaysia's technology, cyber security and customer privacy management are governed by the Technology and Cybersecurity Committee (TCC). Established in 2019 by the Board of Directors, the TCC ensures that Bursa Malaysia continuously prevents and mitigates cyber risks through a holistic approach.

Strengthening our intermediaries' system

We continue to engage and educate our intermediaries to effectively respond to cyber threats by supervising their cyber security measures and organising educational and engagement programmes, including the issuance of industry communications (ICON). Our efforts will further strengthen the cyber security systems of our intermediaries, whose business conduct and self-regulation practices have achieved a satisfactory standard.

Safeguarding Central Depository System (CDS) Information

We are committed to fulfilling our statutory duty of protecting depositors' information against any unauthorised access, alteration, disclosure or dissemination. We comply with the Securities Industry (Central Depositories) Act 1991 (SICDA) and have implemented the following measures that are in accordance with the requirements of Section 42 of SICDA to safeguard and protect our CDS account holders' data and privacy:

Access to CDS information by Bursa Malaysia Depository is governed by user access guidelines and is restricted to authorised personnel only.

All outgoing emails from Bursa Malaysia Depository containing CDS information must be verified and approved prior to release.

Electronic statements or notices sent via email to depositors are password protected.

OUR PROGRESS

Information Security Management System (ISMS)

We constantly ensure the resilience of our protection against cyber threats by striving to align our security system to meet the high standards required by ISO27001 for ISMS. In 2022, we once again completed the re-certification audit for all critical services and achieved our aim of implementing adequate and appropriate information security measures as set out by the ISO requirements.

Increasing Awareness

We continue to raise awareness on cyber security among our employees through various programmes. In 2022, we conducted two social engineering tests to assess and improve the cyber security awareness of the organisation and have included "Cyber Security at Workplace" in our mandatory e-learning module as part of the new employee induction training. We also conducted several cyber security awareness sessions for our board of directors and employees to enhance their knowledge on emerging trends of cyber threats.

Programme	Session	Date	Target Audience
Emerging Cyber Security Trends and Cyber Threats in Capital Market	2	15 and 22 September 2022	Employees
Building Over-the-Horizon Defensive Capabilities in Mitigating Cyber Threats	2	20 and 30 September 2022	Employees
The Art of Cyber Defense	1	31 October 2022	Board of Directors

On the intermediaries' front, we issued a set of good practices guidelines in October 2022 based on best market and industry practices to allow intermediaries to adopt or prioritise best practice approaches to strengthen their cyber resilience. While the guidelines are not mandatory, they supplement the existing rules and requirements to enhance the intermediaries' practices.

Continuous Enhancement of Our Security Systems

We constantly look out for gaps and identify areas in our cyber security system that need to be enhanced to remain vigilant against cyber threats. In 2022, we undertook several initiatives to strengthen our security controls and processes, such as:

- Zero-Trust Network VPN project to enhance Bursa Malaysia's internal and external security posture by securing remote access connectivity from an external network into Bursa Malaysia's environment.
- Continuous Breach and Attack Simulation (BAS) project to further improve our cyber security posture by continuously assessing Bursa Malaysia's security control and overall security health.
- Data Leakage Preventions (DLP) initiative to enhance Bursa Malaysia's capability in detecting and protecting confidential information from data leakage.

Material Breaches or Complaints

There were no material breaches or substantiated complaints concerning cyber security or customer privacy in 2022. We continued to remain vigilant in this area.

MOVING FORWARD

We will remain vigilant and highly committed to upholding strong information and data protection to mitigate cyber threats, which can impact our operations internally as well as the wider capital market. We will continue to put in place a robust cyber security system to mitigate disruptions to our operations and detect and deter potential cyber attacks. We will also step up on awareness programmes on cyber threats and conduct periodic communication for our employees in 2023 to further strengthen our cyber security resilience.

DRIVING OUR GROWTH

PRIORITY
AREA 2

Driving Our Growth

Sustainable Finance	37
Innovation and Technology Excellence	48

We are committed to growing responsibly by leveraging on innovation, technology and trends that shape the sustainable finance ecosystem to meet the needs of the capital market. Driving sustainable growth will help us build a resilient ecosystem that will create value for all.

Supporting UN SDGs:



Sustainable Finance

WHY IT MATTERS

There has been a steady gathering of momentum with respect to the development of sustainable finance in both the Islamic and conventional capital markets. This comes as a result of growing global interest in values-based investing, which has in turn called for the development of a more robust and vibrant sustainable and responsible investment (SRI) ecosystem that puts sustainable finance at the forefront.

In support of this objective, Bursa Malaysia has introduced new measures to enhance the environmental, social and governance (ESG) performance of our PLCs and further our commitment towards developing Shariah-compliant investing. As an exchange and an ESG proponent, we are focused on expanding the capabilities of the capital market ecosystem and launching new ESG-aligned products and services to unlock opportunities while generating long-lasting positive impacts for society and the environment.

AT A GLANCE



Key Progress:

- Continued to conduct engagements with our stakeholders on Shariah-compliant investments
- Continued to develop new Shariah-compliant SRI instruments to meet investor demands
- Launched two new ESG-themed indices: the FTSE Bursa Malaysia Top 100 ESG Low Carbon Select Index (FBM100LC) and the FTSE Bursa Malaysia Top 100 ESG Low Carbon Select Shariah Index (FBM100LS)
- Signed a Memorandum of Understanding (MOU) with HSBC Amanah Malaysia Berhad and CIMB Group Holdings Berhad under the #financingESG initiative
- Signed an MOU with the London Stock Exchange Group to expand the calculation of ESG scores to all PLCs listed on the Main and ACE Markets
- Held the inaugural The Edge ESG Awards together with The Edge Communications Sdn Bhd and FTSE Russell to honour the PLCs with the best ESG performance track records
- Signed an MOU with the Malaysian Palm Oil Certification Council to share information and knowledge, including exploring opportunities to develop and promote sustainability-related initiatives in the palm oil industry
- Launched the F4GBM Index Futures contract that tracks sustainability screened constituents based on the FTSE4Good index series
- Launched Bursa Carbon Exchange, the world's first Shariah-compliant carbon exchange that enables companies to list and trade voluntary carbon credits
- Launched the enhanced Sustainability Reporting Framework to elevate the sustainability practices and disclosures of our PLCs
- Continued to contribute towards global and domestic sustainability initiatives by being an active participant of various platforms



Relevant Indicators:

- Recorded an increase in the number of F4GBM Index constituents from 80 in 2021 to 98 in 2022, where 79 of them were Shariah-compliant and had been included in the F4GBMS Index
- Five newly listed SMEs in the LEAP Market
- RM2.8 billion disbursed by Amanah Ikhtiar Malaysia to the community through Bursa Suq Al-Sila' (BSAS) (up from RM1.4 billion in 2021)
- RM21.3 billion financing by cooperatives on BSAS (up from RM5.2 billion in 2021)
- 117 cooperatives trading on BSAS (increased from 101 in 2021)
- Improved average CG score for the Top 100 Malaysian PLCs from 101.7 in 2021 to 104.6 in 2022 in the Malaysian-ASEAN CG Scorecard by the Minority Shareholder Watch Group
- 30 out of the 48 Practices under the latest Malaysian Code on Corporate Governance with an adoption level of at least 90% were observed under the CG Monitor Report 2022



OUR SUSTAINABILITY POLICY COMMITMENTS

- Facilitate sustainable finance products
- Enhance availability of decision-useful ESG information
- Promote adoption of good environmental practices among our Listed Issuers

OUR APPROACH

Our approach to sustainable finance takes on a multifaceted approach centred on three key areas:

Facilitating SRI products and services:
Enable and encourage sustainable investments through SRI products and services

Enhancing corporate governance (CG) and sustainability practices and disclosures:
Inculcate good CG and sustainability practices and disclosures by our PLCs

Participating in relevant committees, working groups and events:
Contribute to the active development of a sustainable finance ecosystem through collaborations and leading the sustainable finance dialogue

1 FACILITATING SRI PRODUCTS AND SERVICES

OUR APPROACH

Alignment between Shariah and ESG

Values-based ESG and Shariah-compliant investing share similar objectives and goals that prioritise sustainable value creation. Our sustainable finance advocacy initiatives therefore promote both Shariah-compliant securities as well as securities listed under the FTSE4Good Bursa Malaysia Shariah (F4GBMS) Index to retail and institutional investors via Bursa Malaysia-*i*. The platform serves as our fully integrated Shariah-compliant securities exchange platform and functions as a space for thought leadership to broadcast best practices and ideas related to Shariah-compliant investing.

Supporting these efforts is our Shariah Equity Market Strategy that aims to strengthen our visibility and leadership in the Islamic capital market through the development of innovative products and services that are aligned with Islamic and ESG principles. These programmes aim to spur greater growth and diversity of Islamic market participants and strengthen our capital market. Our programmes are aligned according to four focus areas:

Focus Area 1 Product and Service Innovation

We are focused on expanding Shariah-compliant product offerings through innovation, and we are responding to market demands for new products and services that are aligned with Shariah and ESG values.

Focus Area 2 Ecosystem Development

We build new relevant frameworks while leveraging on the existing ones to enhance our Shariah-compliant offerings. We work together with industry and key stakeholders to develop a conducive Shariah investing ecosystem.

Focus Area 3 Market Access and Connectivity

We leverage on Islamic fintech to enable issuers and intermediaries to effectively and efficiently provide improved accessibility to their clients and investors.

Focus Area 4 Investor Development

We drive thought leadership in the Islamic capital market and function as an advocate for Shariah-compliant SRI to increase visibility of the Islamic capital market space, boost segmental growth and attract greater investor participation.



FTSE4Good Bursa Malaysia Index (F4GBM)

The F4GBM Index is designed to measure the performance of Malaysian companies demonstrating specific ESG practices. Transparent management and clearly defined ESG criteria make the F4GBM Index a suitable tool to be used by a wide variety of market participants when creating or assessing ESG investment products. The F4GBM Index can be used in four main ways to support ESG investments:

- Financial products – as tools in the creation of index-tracking investments, financial instruments or fund products focused on ESG investment.
- Research – to identify companies with specific ESG practices.
- Reference – as a transparent and evolving global ESG standard against which companies can assess their progress and achievements.
- Benchmarking – as a benchmark index to track the performance of ESG investment portfolios.

The use of the F4GBM Index to steer investment flows provides clear incentives for companies to improve ESG performance and deliver outcomes sought by the investment community at large. In this respect, we continued to conduct one-on-one engagements with PLCs to promote the F4GBM Index.

Supporting ESG Investments

We support the growth of ESG investments through various strategies, making use of the methodology that underpins the FTSE4Good Bursa Malaysia (F4GBM) Index. Our 2022 efforts were focused on further developing the foundation for a holistic financial and investment ecosystem which enables other ecosystem players to collaborate towards sustainable finance and investments. To support our strategies, we held sustainability workshops and engaged with different market participants to help them understand the F4GBM inclusion criteria.

We collaborate with various stakeholders to further expand on our ESG-themed products and services, including working with banks for them to offer sustainability financing to PLCs making the ESG transition. We continuously seek to uncover opportunities to implement new initiatives and develop new tools to improve access to quality ESG data to meet the growing demand for reliable ESG information and to support investment processes and decision-making. This is in line with the Exchange's mission of 'creating opportunities, growing value'.

Promoting the LEAP Market

Small and medium enterprises (SMEs) make up more than 90% of Malaysia's total business establishments and contribute to almost 40% of the country's annual Gross Domestic Product (GDP). Given its vital role in national economic growth, we acknowledge that supporting sustainable SME development will strengthen the national economy and financial system. We support the development of SMEs through the LEAP Market, which is an adviser-driven market which functions as a fundraising and investment platform exclusive to SMEs. In addition, we regularly engage with SMEs to raise awareness about the advantages of

listing on the LEAP Market and collaborate with government agencies and industry players. We also provide guidance and advice on the listing process to prospective SMEs.

Promoting Sustainability in Derivative Products

As an ESG proponent, we leverage on our derivatives market to advocate for sustainable agricultural practices in the palm oil supply chain. Bursa Malaysia Derivatives (BMD) requires sellers of Crude Palm Oil Futures (FCPO) and East Malaysian Palm Oil Futures (FEPO) to submit traceability documents when delivering crude palm oil (CPO) to Exchange-approved port tank installations. Physical delivery pursuant to a FCPO contract must be sourced from Palm Oil Mills that also fulfil requirements under the Malaysian Sustainable Palm Oil (MSPO) Certification Scheme. These initiatives help to establish the provenance of the commodity to promote greater transparency and good agricultural practices which in turn fosters the development of sustainable practices in the palm oil supply chain.

Facilitation of Microfinancing to Underbanked Communities

Bursa Suq Al-Sila' (BSAS), our commodity Murabahah platform creates an avenue for entities such as Amanah Ikhtiar Malaysia (AIM) and cooperative societies participating in BSAS to offer and provide Shariah-compliant and cost-effective financing facilities to underbanked segments of the community.

Supporting the Nation's Transition to a Low-Carbon Economy

We support Malaysia's climate goals for 2050 through the establishment of a voluntary carbon market, which can facilitate financing of projects and solutions that reduce, remove or avoid greenhouse gas (GHG) emissions.

OUR PROGRESS

Alignment between Shariah and ESG

Engagement with Stakeholders

We conducted one-on-one engagements and roundtable sessions with potential ETF product issuers, market participants and institutional investors, including Government-linked Investment Companies (GLICs), to encourage and support the issuance of SRI-related investment instruments.

Sustainable and Responsible ETF

As part of our efforts to build and drive awareness about SRI, we organised a Roundtable Session on SRI ETFs in 2022 to facilitate discussion on the challenges in the ETF market. The session, a collaborative industry dialogue, was also aimed at gaining greater support from GLICs, including the Employees Provident Fund (EPF), Permodalan Nasional Berhad (PNB), Kumpulan Wang Persaraan (KWAP), Khazanah Nasional Berhad (KNB), Lembaga Tabung Angkatan Tentera (LTAT), Lembaga Tabung Haji (LTH) and Urusharta Jamaah Sdn Bhd (UJSB), to participate in this market segment.

Other than the GLICs, the event was also well attended by the representatives of key stakeholders, namely the Ministry of Finance, Bank Negara Malaysia (BNM) and the Securities Commission Malaysia (SC), as well as three potential SRI ETF issuers: BIMB Investment Management Berhad, Value Partners Asset Management Malaysia Sdn Bhd and Kenanga Investors Berhad. Following the conclusion of the Roundtable Session, we held follow-up engagement sessions with the GLICs and ETF issuers to discuss potential issuance and listing of Shariah-compliant SRI-related ETFs and other investment assets in 2023.



Roundtable Session on SRI ETFs on 2 August 2022 at Le Meridien Hotel, Kuala Lumpur.



Introduction of New Guidelines for Islamic Capital Market Products and Services (ICMPS)

The SC issued new guidelines for ICMPS, which is the primary point of reference for all ICM products and services. The Guidelines introduced a new chapter dedicated to waqf as part of its aim to deepen and broaden the country's ICM offerings. This is an important development as it points to waqf as an important part of the SC's plan to harness Islamic social finance for SRI initiatives.

With this new addition, the expanded Waqf-Featured Fund Framework (WQ-FF Framework) now applies to listed funds such as Islamic REITs and Islamic ETFs. This will in turn give product issuers and investors greater options in terms of investing in products that allocate all or part of their returns towards socially impactful activities via waqf.

Developing New Shariah-compliant SRI Investment Instruments

The Exchange will continue its efforts to develop new Shariah-compliant SRI investment instruments to meet investor demands. This effectively broadens the range of sustainable products and creates a more facilitative and sustainable Shariah-compliant trading and investing ecosystem.

Series of Dialogue Sessions on Shariah-compliant Investment

It is important for us to keep the dialogue on Shariah-compliant investing current in order to obtain greater buy-in and participation from all market participants. These dialogue sessions are aimed at sharing information, building awareness and garnering support from key market players. Key events included:

- **Invest Shariah Dialogue (ISD) 2022 Series**

On 13 April 2022, ISD 2022 was held in partnership with the Association of Shariah Advisors in Islamic Finance (ASAS) and Islamic Banking and Finance Institute Malaysia (IBFIM). Themed "Millennials & Gen Z: Embracing the Future of Investing", the Islamic finance thought leadership event discussed the impact of the next generation of investors on Islamic fintech and sustainable value creation. The ISD 2022 Series was a continuation of previous initiatives in 2021 and served as a platform for subject-matter experts to discuss latest trends and topics, as well as Shariah-related concerns focusing on the Islamic capital market.

- **Invest Shariah Industry Dialogue (ISID) 2022**

Bursa Malaysia organised ISID 2022, "Empowering the Halal Industry in the Islamic capital market", in partnership with the SC and Halal Development Corporation, to build awareness among industry players and potential companies on the methods and benefits of raising Shariah-compliant funds via the capital market through listing on Bursa Malaysia.

- **Invest Shariah Corporate Conversation (ISCC) 2022 Series**

Bursa Malaysia continued its effort on institutional investors by organising two ISCC 2022 Series for institutional investors to further highlight the resilience and strength of Shariah-compliant investment assets:

- **ISCC 2022 – Series 1**

This was held on 20 January 2022 in partnership with CGS-CIMB Securities. Themed "Every Dark Cloud Has a Silver Lining – Shariah Perspective", the event aimed to provide market and sectoral outlooks and insights, as well as to showcase Shariah Public Listed Companies' performance and strategies to facilitate investors in making better investment decisions.

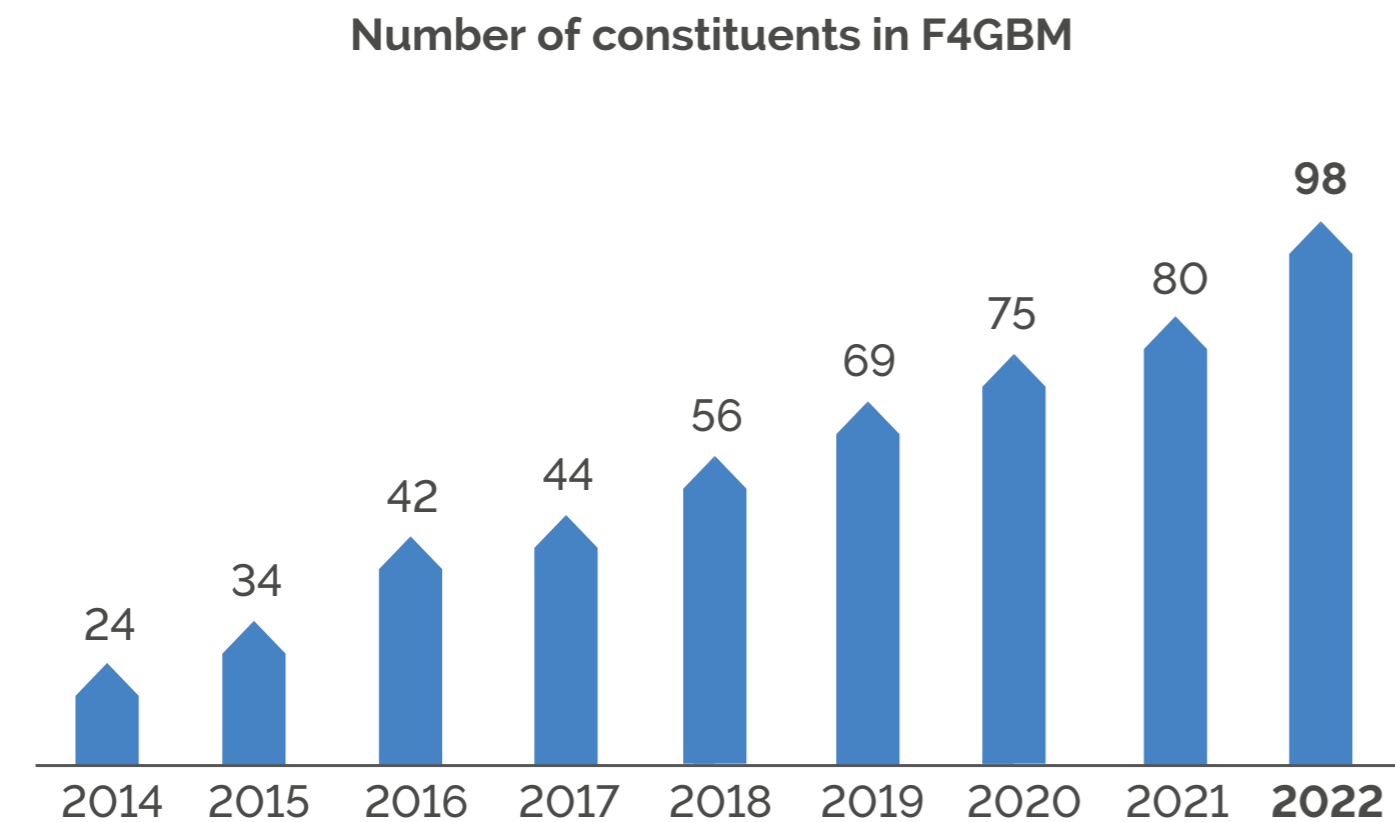
- **ISCC 2022 – Series 2**

This was held on 29 March 2022 in partnership with Maybank Investment Bank. Themed "Islamic Investment Options", the event aimed to provide opportunities for investors to explore Islamic investment options beyond traditional investments.

Supporting ESG Investments

Increasing F4GBM Constituents

The number of F4GBM Index constituents rose to 98 in 2022, representing an increase of 22.5% from 80 constituents in 2021. Of the 98 constituents, 79 were also Shariah-compliant.



F4GBM Index Constituents 2022



Shariah-compliant



Shariah non-compliant

ESG Thematic Index Developments

Bursa Malaysia launched two new ESG-themed indices with FTSE Russell: the FTSE Bursa Malaysia Top 100 ESG Low Carbon Select Index (FBM100LC) and the FTSE Bursa Malaysia Top 100 ESG Low Carbon Select Shariah Index (FBM100LS). The difference between the two indices is that the FBM100LC tracks constituents in the FTSE Bursa Malaysia (FBM) Top 100 Index, while the FBM100LS are selected from constituents of the FBM Top 100 Index that are Shariah-compliant, as defined under the SC's Shariah Advisory Council screening methodology.

Both indices track constituents in the FTSE Bursa Malaysia Top 100 Index that have recognised sustainability practices and low-carbon characteristics. The indices exclude PLCs based on product and conduct-related benchmarks. The index aims to achieve at index-level, a 30% reduction in Carbon Emissions Intensity, 30% reduction in Fossil Fuel Reserves Intensity and 20% uplift in ESG performance.

Expanding ESG Data Usage to Financial Institutions

Seven years after Bursa Malaysia launched the F4GBM Index, we took another big step forward to accelerate PLCs' ESG adoption and set the foundation to develop an ecosystem for sustainable finance and investments.

We signed an MOU with HSBC Amanah Malaysia Berhad and CIMB Group Holdings Berhad on 8 February 2022 and 12 May 2022, respectively, under the #financing4ESG initiative established in 2021. This brings the total number of banks under this initiative to four. In 2022, we worked together with the four banks to identify and engage shortlisted PLCs, identifying gaps in their ESG practices based on their F4GBM ESG scores. The banks would then present sustainability-linked financial products and solutions aligned to the FTSE4Good scoring model and datasets for eligible PLCs.



Bursa Malaysia signing an MOU with CIMB on #financing4ESG to accelerate ESG adoption among Malaysian PLCs.

Expanding the FTSE4Good ESG Ratings Assessment Universe

FTSE Russell's ESG scores and data model allow investors to understand a company's exposure to ESG issues at a granular level and according to a clear hierarchy. The ESG scores can be used as the building blocks for integration of ESG into investments in a variety of ways, including active portfolio management, benchmark design and company engagement.

Cognisant of the value in the availability of ESG scores for the broader universe of Malaysian PLCs to the investment community, Bursa Malaysia signed an MOU with the London Stock Exchange Group in 2022 to expand the calculation of ESG scores to all PLCs listed on the Main and ACE Markets. Previously, ESG scores were only provided for PLCs that were part of the FBM EMAS Index, accounting for approximately 30% of total Malaysian PLCs.

The MOU also contained a provision for the collaboration on ESG education initiatives, sustainable supply chain finance and transitioning financing workflows to support financial institutions, as well as plans to launch an ESG corporate reporting solution aligned with the recommendations of the TCFD.

Honouring Best-performing ESG PLCs

Giving Malaysian PLCs a platform and opportunity to profile their ESG performance to ESG-conscious investors, the Exchange, together with The Edge Communications Sdn Bhd and FTSE Russell, held the inaugural The Edge ESG Awards in 2022. The awards recognised PLCs based on their ESG scores. The aim of the awards was to further boost the profile of nominated PLCs and to encourage improved ESG practices and disclosures by other PLCs. For the full list of winners, please refer to <https://esgawards.theedgemarkets.com/winner>

Promoting the LEAP Market

In 2022, the LEAP Market had five newly listed SMEs. The decline in the LEAP Market listings for the year was due to the anticipation of the launching of the LEAP Transfer Framework by the market. With the Transfer Framework in place, it will encourage more SMEs to tap the capital market knowing there is a clear path to 'graduate' to the ACE market.

	2020	2021	2022
New Listings	19	30	35
LEAP	7	12	5

Promoting Sustainability in Derivative Products

Enhancing the Sustainability of Our Derivatives Products

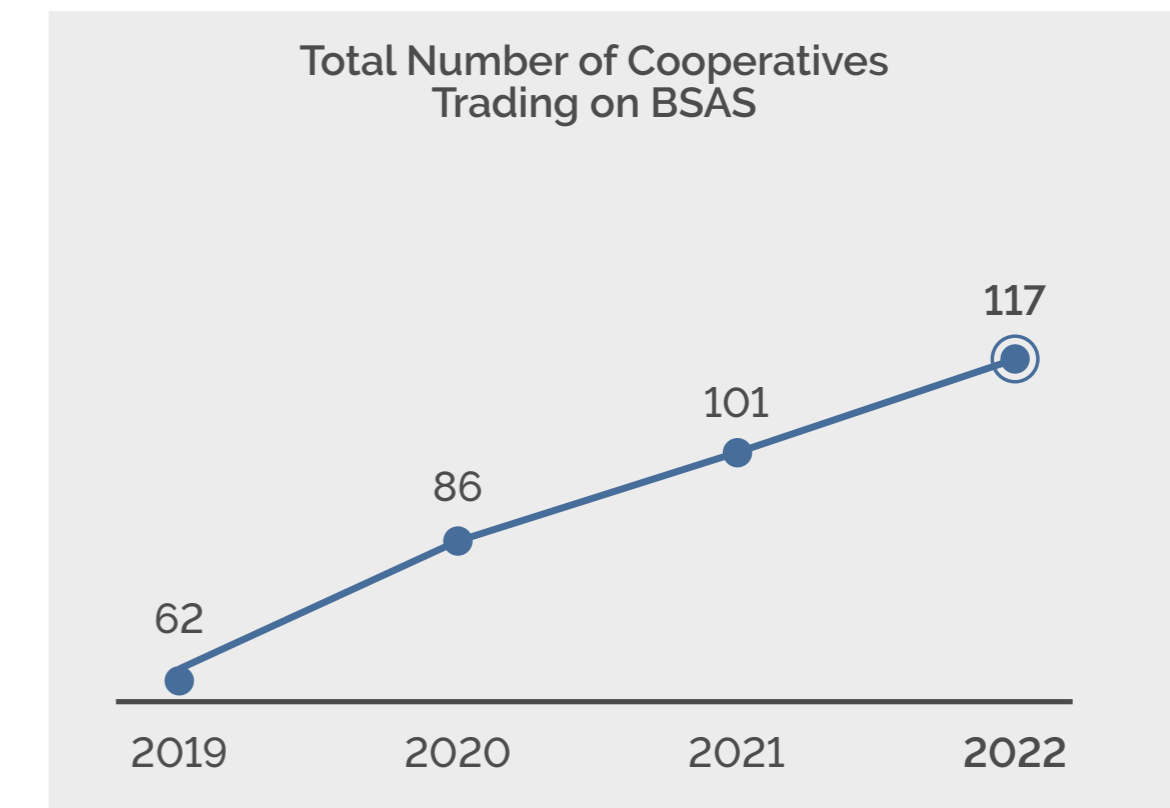
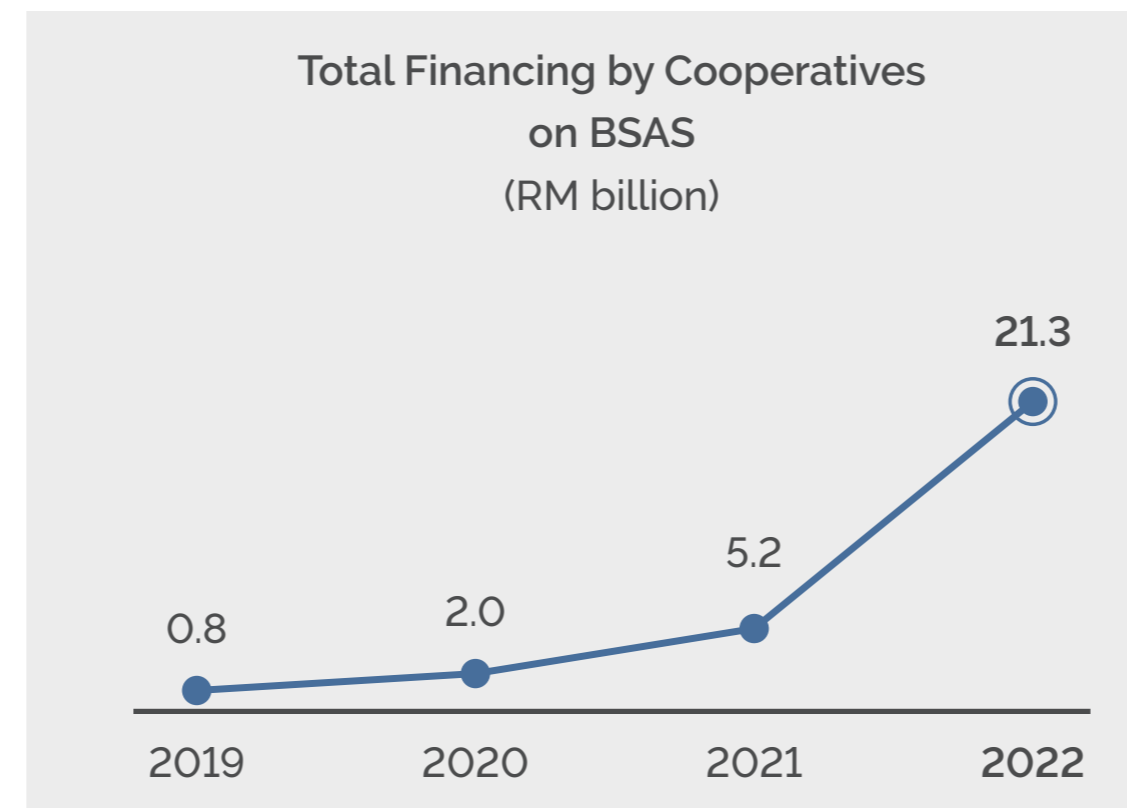
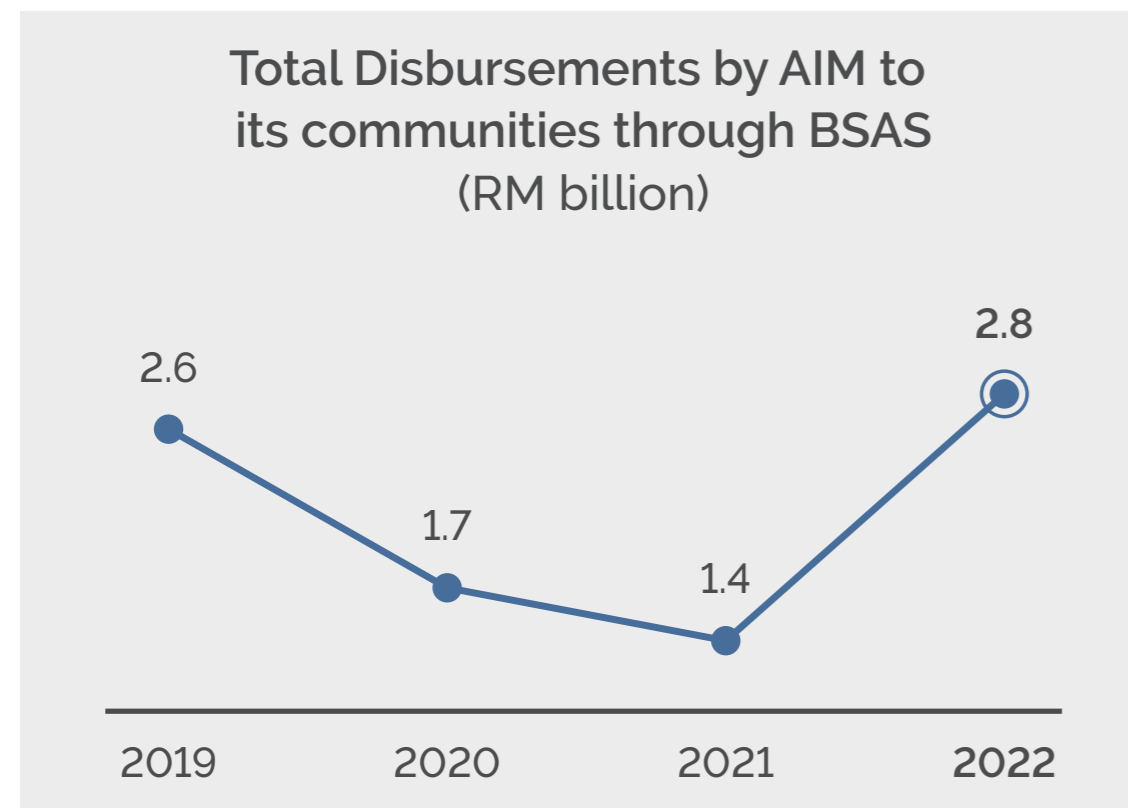
The Exchange signed an MOU with the Malaysian Palm Oil Certification Council (MPOCC) to share information and knowledge, including exploring opportunities to develop and promote sustainability-related initiatives in the palm oil industry. This was part of our efforts to drive sustainable development in the palm oil supply chain and enhance the overall competitiveness and appeal of Malaysian palm oil to importing countries. In addition, Bursa Malaysia was admitted as an Affiliate Member of the Roundtable on Sustainable Palm Oil (RSPO), which will boost our profile as a sustainability-focused exchange and give us a voice in the sustainable development of the palm oil industry.

Launch of FTSE4Good Bursa Malaysia Index Futures (F4GM)

The Exchange launched the F4GM contract on 12 December 2022, which tracks sustainability-screened constituents based on the FTSE Russell's FTSE4Good index series, as part of our overall efforts to diversify our product offerings and strengthen our ESG-focused offerings. This contract will aid price discovery of ESG assets and is aimed at institutional investors with an ESG mandate. By leveraging on the FTSE4Good Index, we aim to further bolster Bursa Malaysia's position as an ESG-focused exchange and attract more SRI funds to our marketplace.

Facilitation of Microfinancing to Underbanked Communities

As of December 2022, BSAS had supported 117 cooperative societies and government agencies in facilitating Shariah-compliant Commodity Murabahah financing transactions, as compared to 101 in 2021. Organisations such as Amanah Ikhtiar Malaysia (AIM), KOPERASI YAPEIM and STIMA SACCO (a foreign cooperative society), have actively utilised BSAS services to serve and provide for their underbanked clients with Shariah-compliant financing through Commodity Murabahah with BSAS. AIM alone disbursed RM2.8 billion of Shariah-compliant financing to the community through BSAS, up from RM1.4 billion in 2021, while total Shariah-compliant financing by cooperatives as a whole increased to RM21.3 billion, increasing significantly from RM5.2 billion in the previous year.



Supporting the Nation's Transition to a Low-Carbon Economy

In December 2022, Bursa Malaysia launched the Bursa Carbon Exchange (BCX), Malaysia's first voluntary carbon market. The BCX enables companies to list and trade voluntary carbon credits. Companies will be able to purchase carbon credits to offset their carbon emissions and meet their climate goals. As the world's first Shariah-compliant carbon exchange market, the BCX helps to widen the range of ESG investing options available.

[Read more about the BCX on page 12 of this report.](#)

MOVING FORWARD

The Exchange will continue to work on further improving the ESG ecosystem to make Bursa Malaysia a centre for SRI and sustainability-themed assets. We will continue to provide better access to sustainable assets and solutions to meet the demands of SRI investors and capital market stakeholders. In practice, this means effecting a greater alignment between Shariah investing and SRI through the development of new investment instruments that better cater to the Shariah and SRI needs of our investors. In the near term, we will focus on fully developing waqf-featured products, which were added in the ICMPS. In addition, we will also be looking at ways to create a more facilitative Shariah-compliant trading and investing ecosystem to further drive interest in the area from investors seeking Shariah-compliant solutions as well as investors with SRI mandates.

High-quality ESG disclosures with data and technology will be another area of focus for us in the coming years. We are in the process of building a central ESG disclosure platform which will allow all PLCs to report not only mandatory ESG disclosures required under our Listing Requirements, but also aligned to relevant standards such as TCFD.

Lastly, we will intensify our role as an advocate and leader in the ESG space by taking a more proactive role in the committees in which we participate. This applies especially to the palm oil sector as the commodity plays a vital role in our derivatives market. Where possible, we will, individually and in collaboration with our partners, play a role as an active advocate of sustainability and CG.

2 ENHANCING CORPORATE GOVERNANCE (CG) AND SUSTAINABILITY PRACTICES AND DISCLOSURES

OUR APPROACH

Bursa Malaysia is a strong advocate of ESG in the capital market. We deliver initiatives to strengthen the CG and sustainability practices and disclosures of our PLCs holistically by creating and maintaining a robust reporting framework and conducting education initiatives.

Sustainability Reporting Framework

We develop ESG-related listing requirements and guides that are regularly updated and are comparable to or are on par with international standards. Since establishing our Sustainability Reporting Framework in 2015 for the Main and ACE Markets, our PLCs have published sustainability statements within their annual reports or as standalone reports. Furthermore, Main and ACE Market PLCs are also required to report on their adherence to the recommended practices set out in the Malaysian Code on Corporate Governance (MCCG).

Education

We organise advocacy programmes on relevant CG and sustainability topics. Selected webinar recordings and training materials can be found on our Bursa Sustain platform, a one-stop online knowledge repository launched in 2018 containing up-to-date content on CG, sustainability and responsible investment.

OUR PROGRESS

Enhanced Sustainability Reporting Framework

We launched our enhanced sustainability reporting requirements in the Main and ACE Market LR in September 2022 with the aim of elevating the sustainability practices and disclosures of our PLCs.

[Read more about the Enhanced Sustainability Reporting Framework on pages 10 to 11 of this report.](#)

Education

In 2022, we organised advocacy programmes covering various topics, including the role of company secretaries in improving board governance and gender diversity on boards, as well as climate change and TCFD reporting workshops. Training materials and recordings of the TCFD reporting workshops were subsequently made available on Bursa Sustain.

[Read more about our education and advocacy programmes for PLCs on page 24 of this report.](#)

PLC ACHIEVEMENTS IN CORPORATE GOVERNANCE

Malaysia-ASEAN CG Scorecard

The 2021 average CG Score for the Top 100 Malaysian PLCs was 104.60 points. We continued to observe an uptrend in the ASEAN CG Scorecard published by MSWG, which signals the continuous commitment towards improvement in CG practices by our Top 100 PLCs.

The CG Monitor Report 2022 (based on the MCCG 2021)

A general trend of high adherence to the various Practices and Intended Outcomes as detailed within the latest MCCG was observed. Of the 48 Practices, 30 had adoption levels of at least 90%.

MOVING FORWARD

Given the rapid developments in the CG and sustainability landscape, we recognise the importance of ensuring that our PLCs continue to embed sound ESG practices both within their operations as well as across their supply chains. To that end, the Exchange will continue conducting engagements and capacity building activities in advocating better CG and sustainability practices and disclosures among our PLCs.

Furthermore, the Exchange will continue to collaborate with capital market stakeholders such as the SC, Institutional Investors Council Malaysia, MSWG and the Institute of Corporate Directors Malaysia in championing better CG and sustainability practices among PLCs.

3 PARTICIPATING IN RELEVANT COMMITTEES, WORKING GROUPS AND EVENTS

OUR APPROACH

We participate actively in various working groups and committees, which allows us to work together with other financial market regulators, peer exchanges around the world and other sustainability proponents to place capital markets along more sustainable pathways. These include the following:

Joint Committee on Climate Change (JC3)

A committee co-chaired by the SC and Bank Negara Malaysia to propel financial institutions towards a low-carbon economy.

Our Participation:

- Chair and Secretariat of Sub-Committee on Governance and Disclosure
- Member of Sub-Committee on Bridging Data Gaps

Corporate Governance Council (CG Council)

A council chaired by the SC to coordinate and align initiatives among members of the council and relevant stakeholders to drive good corporate governance.

Our Participation:

- Member of the CG Council

UN Sustainable Stock Exchanges (SSE) Initiative

A global peer-to-peer learning platform to drive corporate transparency in ESG and sustainable investment.

Our Participation:

- Official Supporter
- Member of the Advisory Group on Climate Disclosure Guidance
- Member of the SSE Gender Equality Advisory Group
- Member of the SSE Comment Group on Net Zero

World Federation of Exchanges (WFE)

A global industry association for exchanges and clearing houses.

Our Participation:

- Member of the Sustainability Working Group

UN SSE Derivatives Exchange Network

A global network for peer derivatives exchanges to promote ESG products in the derivatives sector.

Our Participation:

- Founding member

CEO Action Network (CAN)

A peer-to-peer informal network of CEOs of leading Malaysian businesses that focuses on sustainability advocacy, capacity building, action and performance.

Our Participation:

- Chairperson of Steering Committee
- Member of Workstream #2 on Awareness and Capacity Building

Corporate Integrity System Malaysia (CISM) Roundtable

An initiative to create a business environment that is transparent, fair and corruption-free through the enhancement of corporate governance and business ethics.

Our Participation:

- Member of the Roundtable

30% Club Malaysia

The Malaysian chapter is part of the 30% Club global campaign led by Chairs and CEOs taking action to increase gender diversity at board and executive committee levels.

Our Participation:

- Strategic partner

OUR PROGRESS

The last year saw the Exchange continue to contribute towards global and domestic initiatives by being an active participant in various platforms. We contributed feedback and important input on matters involving capital market development, such as on regulatory frameworks and standards, as well as guidance on capital market issues.

SSE Initiative

As an official supporter of the SSE Initiative, Bursa Malaysia participated in the SSE Comment Group on Net Zero, contributing to the development of the Target Setting Guidance for Exchanges under the net zero Financial Service Providers Alliance.

Events

The Exchange is committed to playing its part in developing a sustainable finance ecosystem, and leveraging on all opportunities to be a vocal advocate of this objective. We therefore, participated in key events, on both the domestic and international stage, that promoted thought leadership conversations on issues of sustainability or ESG. Our message was typically delivered by our most senior leaders to further reinforce the importance that Bursa Malaysia places on sustainability and ESG matters.

[Read more about the events and initiatives that we participated in on pages 154 to 155 of this report.](#)

MOVING FORWARD

As the market operator and frontline regulator, we play a distinct leadership role and will continue to do our part in driving corporate sustainability and the sustainable finance agenda through active collaborations with other key capital market stakeholders. The next year will see us play a more proactive role in the committees in which we participate and step up efforts to take on leadership roles when they present themselves.

Innovation and Technology Excellence

WHY IT MATTERS

As emerging technologies continue to disrupt various industries, including capital markets, adopting the latest technology is no longer “a nice to have” but a business imperative. It enables business organisations to unlock new opportunities and achieve long-term growth. We are cognisant of the growth of financial technology (fintech) such as artificial intelligence (AI), robotic process automation and blockchain as well as cloud computing, and the need to leverage on innovation and technology to improve our offerings and delivery to our stakeholders. As such, we will continue to seek fresh and innovative solutions to remain competitive and relevant as our industry continues to evolve and grow.

AT A GLANCE



Key Progress:

- Introduced a new feature, the electronic dividend reinvestment plan (eDRP), to allow Bursa Anywhere users to subscribe to Dividend Reinvestment Plan electronically
- Enhanced our system connectivity through Electronic File Information Exchange to encourage the submission of Central Depository System transaction forms and reports electronically
- Implemented initiatives to improve operational efficiency and resilience through various initiatives, such as Bursa Wide Area Network technology refresh, systems enhancement and upgrade, automation of regression test, and enterprise data platform modernisation project
- Launched the Market Sentiment Analyser to provide scoring to the market and stock sentiment on Bursa Marketplace
- Completed the Retail Customer Experience Analytics PoC that was aimed at bringing us closer to our customers



Relevant Indicators:

- Between 5% and 12% of Dividend Reinvestment Plan subscriptions were submitted electronically via Bursa Anywhere by shareholders of the PLCs that have used our eDRP service
- 15,695 unique users have used the Market Sentiment Analyser tool on Bursa Marketplace



OUR SUSTAINABILITY POLICY COMMITMENTS

- Promote education for communities
- Promote gender equality
- Promote the adoption of good environmental practices among our PLCs

OUR APPROACH

In our Strategic Roadmap 2021-2023, Technology, Data and Innovation are among the key enablers that we have identified to provide the necessary capabilities for us to act on our core strategies. Under this Strategic Roadmap, we strive to develop new products and services as well as enhance our market ecosystem in order to respond to changing market needs.

Our approach to innovation and technology excellence is premised on our overarching Technology Roadmap, a holistic framework that comprises short and long-term initiatives, systems and infrastructure demands, including fintech such as AI, robotic process automation, blockchain and cloud computing. The roadmap will guide us in strengthening our core infrastructure systems and applications through investing in technology upgrades and developing internal fintech capabilities to align with the industry's technological development.

We will continue to conduct Proof-of-Concept (PoC) in various areas, including, among others, testing the potential technology that is capable of supporting our growth expansion in the future. We will also continue to enhance our data sets and develop fresh solutions for the industry through strategic partnerships and collaborations.

OUR PROGRESS

Technology Excellence

Modernising Business Processes and Service Delivery

Bursa Anywhere – Electronic Dividend Reinvestment Plan (eDRP)

The Bursa Anywhere (BA) mobile application was enhanced with a new feature, the eDRP on 21 March 2022, to allow BA users to subscribe to the DRP electronically.

Following the launch of the enhanced feature, between 5% and 12% of DRP subscriptions were submitted electronically via the mobile application by shareholders of the PLCs that used our eDRP service. We first introduced the mobile application in 2019 and have progressively enhanced it with more features to better provide our investors with best-quality interface and user experience. We will continue to enhance our customer experience journey through a phased implementation approach to improve the BA mobile application.

Digitisation of CDS Form Submission

On 27 June 2022, we enhanced the existing system connectivity with the Authorised Depository Agents (ADAs), namely Electronic File Information Exchange (eFIX), to encourage the submission of Central Depository System (CDS) transaction forms and reports electronically. This enhancement ensures a more cost-effective and time-efficient method for the ADAs compared to the conventional method of physically delivering the CDS forms and reports to Bursa Malaysia Depository.

One of the ADAs successfully implemented the digitisation of CDS account opening forms on 30 June 2022. Nine ADAs are currently assessing their technical readiness prior to applying to submit their CDS forms digitally. Following that, we will continue to promote and encourage ADAs and Authorised Direct Members (ADMs) to adopt the digital platform for CDS form submission to enhance operational efficiency and embrace technological advancements.

Improving Operational Efficiency and Resiliency

Bursa Wide Area Network (WAN) Technology Refresh

This initiative was implemented to upgrade Bursa Wide Area Network (WAN) for better availability, while enhancing performance reliability and stability of the network. The refresh was also aimed to ensure the technology stack was up to date for network implementation.

System Enhancement and Upgrade

In 2022, we undertook several systems improvement initiatives to ensure their availability and reliability, as well as to increase the ability to withstand disruptions. These included, among others, the improvements to the Equity Post Trade (EPT) system, Data Centre and Disaster Recovery (DR) Centre.

To better support the new way of working and increase workplace productivity, we also deployed several cloud-based services and collaboration tools, such as Office 365 and SharePoint, to improve the accessibility, availability and security of our workplace systems.

Automation of Regression Test

We reduced the testing duration and minimised human intervention on the Bursa Trade Securities2 (BTS2) and Bursa Suq Al-Sila' (BSAS) Trading Platforms by deploying regression test automation capabilities to both systems. This helped to accelerate the testing process time, which in turn ensured high availability and reliability of the systems.

Enterprise Data Platform Modernisation (EDPM) Project

In 2022, we embarked on a project to upgrade our organisation's data platform to a new, modernised, cloud-based environment with data management, advanced analytics and self-service capabilities. This was part of a longer-term exercise to move Bursa Malaysia towards a data-driven organisation. The modernisation platform will enable Bursa Malaysia to:

- operationalise and automate data management and data governance capabilities to ensure the integrity and the security of the data
- obtain a scalable data warehouse, enabling us to obtain new data sources in multiple formats in the future and overcome the size and format restrictions of our existing data warehouse
- have more transparency, security, governance controls and documentation for Bursa Malaysia's data
- access advanced analytics tools and modules such as machine learning and AI capabilities
- have organisation-wide access to interactive dashboards and visualisation tools, with a self-service functionality

Innovation

Market Sentiment Analyser tool on BursaMKTPLC

On 29 August 2022, we launched the Market Sentiment Analyser, a newly developed tool on BursaMKTPLC to give scoring to the market and stock sentiment. Leveraging on AI and Machine Learning Capabilities, the tool crawls and analyses targeted mediums like news media websites and forums and tabulates results if the sentiment is negative, neutral or positive. As of 31 December 2022, a total of 15,695 unique users had used the tool.

PoC – Retail Analytics

On 8 November 2022, we announced the successful completion of the Retail Customer Experience (CX) Analytics Proof-of-Concept (PoC), a data-driven analytics project piloted on the Exchange's Cloud and AI platforms that was aimed at bringing us closer to our customers. The PoC was undertaken in collaboration with four Participating Organisations (POs), namely Hong Leong Investment Bank Berhad, CGS-CIMB Securities Sdn Bhd, Malacca Securities Sdn Bhd and RHB Investment Bank Berhad.

The basis for the PoC was to better understand retail investor behaviours given the significant increase in retail trade participation during the pandemic. By leveraging on the POs' expertise and experience as well as the in-depth industry-wide data sets, we developed a machine learning model built on our AI and Cloud platforms to provide insights that could be used to create customised initiatives to better facilitate the retail investor journey in terms of trading support strategies or improving financial literacy. With the completion of the PoC, we have moved closer to turning this solution into a market-ready product. We will continue working with the participating POs to improve and refine the solution.

MOVING FORWARD

Looking ahead, we will be focusing more on improving the customer journey by creating new touchpoints or enhancing existing ones that our customers interact with daily. For instance, we encourage the depositors to sign up for Electronic CDS Statements, which are not only timely and convenient, but also generate lower carbon footprint. In addition, we will be introducing the Bursa Malaysia Customer Portal to serve as a one-stop platform for investors, PLCs, brokers, issuers and information vendors.

In terms of new platforms, we will be rolling out a digital research crowdsourcing platform that aims to narrow the information gap in the investing community, as well as a digital platform to enhance our salesforce capabilities. Lastly, we will be exploring the concept of fractional trading to improve financial empowerment for investors.

PRIORITY
AREA 3

PROTECTING OUR ENVIRONMENT



Protecting Our Environment

Climate Risks	54
Environmental Footprint	59

As a strong ESG proponent, we have a duty to lead PLCs by walking the talk in protecting our environment. We have taken strategic measures to effectively manage our resource consumption and reduce our carbon footprint. We have also identified climate risks and opportunities to ensure our business can adapt to climate change in the long term. Going forward, we will intensify our environmental initiatives to further deepen our commitment towards net zero greenhouse gas (GHG) emissions by 2050.

Supporting UN SDGs:



CLIMATE RISKS

WHY IT MATTERS

Extreme weather events are getting more rampant due to climate change, and these conditions have affected business activities, as well as supply chains. As such, more business organisations have incorporated climate-related risks into their business risks and strategies. As a frontline regulator, we recognise our duty to help PLCs build and improve their climate resilience. This includes providing the appropriate platforms and guidance to PLCs to adopt climate risk, apart from bolstering our own climate action to accelerate the transition towards a low-carbon and climate resilient future. It is also important for us to demonstrate how we can effectively manage our own climate-related risks and opportunities.

AT A GLANCE



Key Progress:

- Completed the assessment to determine our climate-related risks and opportunities with the guidance of a climate risk consultant



Relevant Indicator:

- NIL



OUR SUSTAINABILITY POLICY COMMITMENTS

- Consider climate-related risks and opportunities

OUR APPROACH



In identifying, mitigating and managing climate-related risks, we remain guided by the adoption of the recommendations of the Task Force on Climate-related Financial Disclosures (TCFD), which we became an official supporter of in 2018. We are also committed to achieving net zero greenhouse gas (GHG) emissions by 2050.


OUR PROGRESS

As part of our efforts to strengthen our climate-related practices, we embarked on an exercise in 2021 to better align our processes and disclosures with the core elements of the TCFD recommendations.

RECOMMENDED DISCLOSURES	OUR APPROACH	OUR PROGRESS						
GOVERNANCE								
<p>Board's oversight of climate-related risks and opportunities (CROs)</p>	<p>Our Board of Directors is ultimately the key decision-making authority on all sustainability-related matters, including climate risks and opportunities. The Board strives to ensure climate-related considerations, where appropriate, are integrated into business plans and department performance scorecards of relevant departments.</p> <p>Our CEO updates the Board at each Board Meeting of the progress and key milestones with respect to our climate aspirations and plans.</p> <p>To ensure sufficient focus on climate-related and other sustainability issues, we have dedicated board-level committees to support our Board. Both committees meet at least four times each year.</p> <table border="1" data-bbox="503 1103 2125 1427"> <thead> <tr> <th></th> <th>Relevant Focus Area</th> </tr> </thead> <tbody> <tr> <td>Risk Management Committee (RMC)</td> <td>Review, monitor and assess the effectiveness of the Group's implementation of risk treatment or mitigation action plan(s) for the management and control of the key risks, including cyber risk and resilience as well as sustainability and climate-related risks. The committee also reviews and is kept updated of any new or emerging trends in sustainability and climate-related risks and other threats.</td> </tr> <tr> <td>Sustainability and Development Committee (SDC)</td> <td>Review and guide sustainability-related strategies, programmes and plans, including climate-related efforts.</td> </tr> </tbody> </table> <p>Our Risk and Compliance updates the RMC on progress with respect to TCFD implementation as well as our carbon emissions footprint on a quarterly basis. On the other hand, relevant business units will seek feedback and guidance, where required, from SDC on sustainability implementation efforts.</p>		Relevant Focus Area	Risk Management Committee (RMC)	Review, monitor and assess the effectiveness of the Group's implementation of risk treatment or mitigation action plan(s) for the management and control of the key risks, including cyber risk and resilience as well as sustainability and climate-related risks. The committee also reviews and is kept updated of any new or emerging trends in sustainability and climate-related risks and other threats.	Sustainability and Development Committee (SDC)	Review and guide sustainability-related strategies, programmes and plans, including climate-related efforts.	<p>Risk and Compliance provides quarterly updates to the RMC on sustainability-related risks, which includes measuring and tracking Bursa Malaysia's carbon footprint (i.e. Scope 1, 2 and 3 emissions) as part of our key risk indicators. This is directly related to our efforts to achieve carbon neutrality and transition towards net zero GHG emissions.</p>
	Relevant Focus Area							
Risk Management Committee (RMC)	Review, monitor and assess the effectiveness of the Group's implementation of risk treatment or mitigation action plan(s) for the management and control of the key risks, including cyber risk and resilience as well as sustainability and climate-related risks. The committee also reviews and is kept updated of any new or emerging trends in sustainability and climate-related risks and other threats.							
Sustainability and Development Committee (SDC)	Review and guide sustainability-related strategies, programmes and plans, including climate-related efforts.							

RECOMMENDED DISCLOSURES	OUR APPROACH	OUR PROGRESS
GOVERNANCE (Continued)		
<p>Management's role in assessing and managing CROs</p>	<p>Our Management Committee (MC), chaired by the CEO, oversees the implementation efforts of sustainability and climate-related strategies and plans. On a quarterly basis, Group Sustainability updates the MC on the progress made with respect to strategies identified under the Sustainability Roadmap, which includes climate-related plans and programmes.</p> <p>Our Project Governance and Implementation Committee (PGIC), also chaired by the CEO, monitors progress and achievements of all strategic projects, including climate-related initiatives, on a monthly basis.</p>	<p>Group Sustainability and Risk and Compliance had jointly completed the assessment, with the guidance of the climate risk consultant, to determine the CROs to Bursa Malaysia's current business model and enable alignment with the TCFD recommendations. This represents the first time Bursa Malaysia has undertaken such exercise to quantify the potential impact of climate-related risks on the revenue and this assessment served as the base for the team to replicate and enhance the assessment in the future.</p>
STRATEGY		
<p>CROs identified over the short-, medium- and long-term</p>	<p>As a supporter of the TCFD recommendations, we are committed to considering CROs as outlined in our Sustainability Policy and aim to have a full adoption of the TCFD recommendations.</p> <p>We recognise that the securities market is our business area that is most exposed to CROs. This is mainly due to diversity of the PLCs in terms of their sectors, which implies that Bursa Malaysia is indirectly exposed to the same CROs of our collective PLCs. As a result, CROs that have a bearing on the competitiveness of our PLCs will also have a knock-on effect on Bursa Malaysia. Thus, we consider CROs that have a cross-cutting impact across our PLCs especially the impact of policy, legal and market risks on business competitiveness and attractiveness of PLCs to investors.</p> <p>Within the derivatives market, CROs impacting the whole palm oil sector in Malaysia (rather than individual parts of the palm oil value chain) are taken into consideration. In addition, we consider potential implications resulting from physical risks driven by climate change on our derivatives market.</p> <p>We also take into account CROs that could have an impact on trading activities in our marketplace, namely factors that could influence the overall activity of investors on our exchange. As the momentum for sustainable finance gathers pace, we also analyse investor interest in environmental, social and governance (ESG) and green-related products such as green Exchange Traded Funds (ETFs), equities, indices and bonds.</p> <p>We are cognisant of the potential impacts of physical risks on Malaysian businesses, especially under warmer climate scenarios. Some of the key risks we identified are influenced by warmer temperatures, more intense precipitations, sea level rise and changes in monsoons.</p> <p>We assess the CROs across each of the defined time horizons:</p> <p>Present - up to 2 years Short-term - from 2 to 5 years Medium-term - from 5 to 10 years Long-term - over 20 years</p>	<p>By working with the climate risk consultant, Bursa Malaysia has undertaken a climate-related risk assessment which not only integrated climate scenario analysis but also put a financial value on the potential impact from risks and opportunities.</p> <p>The timeframe for this exercise was in most cases a 10-year period between 2022 - 2032, and for CROs that are expected to materialise or have the greatest impact beyond this timeframe, a longer-term period was considered. The assessment also provided potential mitigation actions that could be undertaken to manage the climate-related risks.</p>

RECOMMENDED DISCLOSURES	OUR APPROACH	OUR PROGRESS
STRATEGY (Continued)		
<p>Impact of CROs on business strategy and financial planning</p>	<p>As a facilitator of investment products, we recognise the growing demand for ESG and climate sensitive investment products. We have identified ESG-themed investment products and carbon markets as key growth areas for the Exchange.</p> <p>The Exchange is also committed to reducing GHG emissions from its operational activities in order to transition to become a net zero GHG emissions exchange by 2050.</p>	<p>We launched two new climate-themed indices under the FTSE Bursa Malaysia Index Series:</p> <ul style="list-style-type: none"> (i) FTSE Bursa Malaysia Top 100 ESG Low Carbon Select Index (FBM100LC) (ii) FTSE Bursa Malaysia Top 100 ESG Low Carbon Shariah Select Index (FBM100LS) <p> <i>Read more about the climate-themed indices on page 42 of this report.</i></p> <p>To support the nation's drive towards a net zero GHG emissions future, we launched the Bursa Carbon Exchange (BCX) to provide a transparent and efficient mechanism to access high quality carbon credits.</p> <p> <i>Read more about the BCX on page 12 of this report.</i></p> <p>In 2022, we factored in the necessary financial resources in our budgetary planning to support our climate-related efforts. This included allocations for the following key initiatives:</p> <ul style="list-style-type: none"> (i) Purchase of high-quality carbon credits to support our carbon neutrality aspirations (ii) Engagement of an independent advisor to support the feasibility assessment and vendor evaluation for rooftop solar PV projects (iii) Engagement of a climate risk consultant to undertake climate risk assessment for the Exchange (iv) Setting up of the Bursa Carbon Exchange (v) Deployment of a food waste system at our canteen to convert food waste into compost (vi) Implementation of the Carbon Conscious Workplace programme to drive awareness among our employees

RECOMMENDED DISCLOSURES	OUR APPROACH	OUR PROGRESS
RISK MANAGEMENT		
Processes for identifying and assessing climate-related risks	<p>The identification of CROs involved hosting an initial workshop and interviews with key stakeholders from Bursa Malaysia as well as undertaking desk-based research to develop a thorough understanding of Bursa Malaysia’s operating structure, the relevance of climate change to stock exchanges and the sectoral composition of PLCs and commodities being traded on the Exchange.</p> <p>We review CROs across the different important areas of Bursa Malaysia’s value chain to ensure financial health and business continuity for the Exchange:</p> <ul style="list-style-type: none"> (i) Upstream – Exposure of outsourcing partners and vendors to CROs (ii) Operations – Potential impacts of CROs on valuation of assets owned by Bursa Malaysia and accessibility of the office by our employees (iii) Downstream – Potential impact of CROs on main revenue generating activities for Bursa Malaysia, namely the trading fees from the securities and derivatives markets. Given the climate-related nature of the analysis, we focus on those sectors and activities that are most carbon intensive and exposed to climate-related risks. For derivatives, we focus on palm oil given that it is the most traded commodity on the Exchange. 	We will continue to enhance our disclosures with more granular information on our climate risk management approach on the identified CROs in the future and update the RMC bi-annually on the progress of the climate-related risk initiatives and any new developments locally or globally with regards to climate-related risks.
METRICS AND TARGETS		
Metrics used to assess CROs	In addition to GHG emission footprint, we will identify suitable climate-related metrics that are linked to our identified CROs once they are formalised and integrated into our overall risk management approach.	
Reporting GHG emissions according to Scopes 1, 2 and 3	 <i>Read more about our GHG emissions on page 60 of this report.</i>	
Targets used to manage CROs	We have committed to setting science-based emissions reduction targets in accordance with the Science Based Targets initiative’s (SBTi) criteria and recommendations.	

MOVING FORWARD

In managing our climate-related risks, we will continue to intensify our climate action by taking appropriate measures such as conducting climate scenarios and assessing potential implications on our business model. We will also continue working closely with key capital market stakeholders and suppliers to move towards a low-carbon economy in addition to identifying emerging and relevant climate change drivers and trends. Beyond that, we aim to improve our climate-related reporting by including disclosures such as identified climate risks according to the TCFD recommendations and risk tolerance levels.

ENVIRONMENTAL FOOTPRINT

WHY IT MATTERS

With extreme weather events intensifying globally due to climate change, business organisations need to take immediate action to manage their environmental footprint. Companies can play a key role in improving environmental health amid rising population, urbanisation and rapid economic development by managing their resource consumption. Lack of environmental management may lead to negative environmental and social impacts, and may disrupt business operations and economic growth. Bursa Malaysia is mindful of its environmental footprint and has taken strategic steps to reduce and minimise the environmental impact of its operations.

AT A GLANCE



Key Progress:

- Achieved carbon neutrality by fully offsetting all operational GHG emissions for the period of 1 January to 31 December 2021 through the purchase of carbon credits
- Enhanced our monitoring practices and implemented initiatives to reduce our energy consumption and emissions
- Introduced the second phase of the Carbon Conscious Workplace Programme, aimed at creating a zero-waste office culture
- Launched the Bursa Malaysia Waste Disposal and Recycling Guide, as well as the Personal Net-Zero Emissions Guide to help our employees in adopting a sustainability lifestyle
- Identified two new waste streams, namely plastic and metal or glass
- Installed a composting machine to collect and process the food waste from our cafeteria



Relevant Indicators:

- 8,944.47 tCO₂e GHG emissions (up from 7,587.69 tCO₂e in 2021)
- 9,252.26 MWh of energy consumption (up from 8,990 MWh in 2021)
- 467,008 kg general waste was generated and sent to landfills (up from 364,632 kg)
- 3,595 kg of fabric collected
- 11,725 kg of paper recycled
- 61,463 m³ of water consumed
- 1,191 kg of food waste avoided being sent to the landfill
- No confirmed incidents, non-monetary sanctions or cases that were brought to our attention for non-compliance with environmental laws and regulations



OUR SUSTAINABILITY POLICY COMMITMENTS

- Embrace responsible energy and resource management in daily operations
- Inculcate environmentally sustainable practices among our employees
- Disclose environmental data, performance and targets

OUR APPROACH

We take responsibility for the environmental impacts directly or indirectly generated by our business activities and office facilities. Our approach is underpinned by our climate commitment to achieving carbon neutrality by 2022 and net zero GHG emissions by 2050. We focus our approach on two key areas:

Reducing energy consumption

This includes our building energy-saving initiatives and exploring renewable energy sources.

Promoting responsible consumption

This encourages consumption that minimises the impact on the environment among our employees. For instance, using resources more efficiently and reducing waste sent to landfills.

Our environmental management strategies, initiatives and programmes are led by Administration and Facilities Management. Supported by Group Sustainability, the department ensures that strategic measures are taken to reduce Bursa Malaysia's environmental footprint. We also apply the Ten Principles of United Nations Global Compact (UNGC) and the precautionary principles defined in the GRI Standards to identify potential negative environmental impacts, preventive actions and cost-effective measures within our business to mitigate and reduce our negative impacts on the environment and human health.

OUR PROGRESS

Achieved Carbon Neutrality

Bursa Malaysia is committed to reducing our emissions footprint by setting science-based reduction targets in accordance with the Science Based Targets Initiative's criteria and recommendations in the near term. In 2022, we purchased 7,588 tCO₂e of carbon credits to support projects that are certified sequestered outside of our value chain for the purpose of fully offsetting our operational GHG emissions for the period 1 January 2021 to 31 December 2021. By doing so, we fulfilled our commitment to becoming carbon neutral by 2022.¹ However, we are mindful of the ongoing developments of the standard for carbon neutrality² and the increasing demand for higher quality carbon credits. Until such standard is developed and adopted, our approach to achieving carbon neutrality is by actively reducing our emissions footprint and investing in verified and high quality carbon offset projects for our residual emissions. We are committed to maintaining the carbon neutrality status and aim to obtain certification to further substantiate our claim in the future.

¹ Bursa Malaysia purchases carbon credits to offset our emissions. The process starts by first assessing total emissions for a given year and subsequently purchasing the equivalent amount in carbon credits the following year. As such, the actual offset of emissions for a given year always takes place the following year. We first purchased carbon credits in 2022 to offset our total emissions in 2021, thus making Bursa Malaysia a carbon neutral company for the first time in 2022.

² The International Organization for Standardization (ISO) is currently at the final consultation stages of its ISO 14068 standard for carbon neutrality and it is expected to be published towards the end of 2023 or early 2024.

Bursa Malaysia's Carbon Footprint

We continue to measure, monitor and report on our GHG emissions. As a result of an increase in energy consumption, our carbon emissions footprint for 2022 increased by 17.88% from the previous year. This was largely contributed by the return to normalcy of our operations and our ongoing office interior fit-out project. We also adopted a more conservative approach, by changing the grid emission factor source from the International Energy Agency (IEA) to the one published by the Energy Commission of Malaysia, which has a higher value.


Total Emissions³

2020	2021	2022
6,317.25 tCO ₂ e	7,587.69 tCO ₂ e	8,944.47 tCO₂e

	Type	2022 Emissions (tCO ₂ e)	%
Scope 1	Owned transport	11.51	0.13
	Fuel combustion	11.62	0.13
	Fugitive emissions	171.60	1.91
Scope 2	Purchased electricity (location and market based ⁴)	7,216.77	80.24
Scope 3	Employee commuting	751.28	8.40
	Working from home	425.08	4.73
	Waste disposal	202.74	2.25
	Business travel	123.28	1.38
	Paper consumption	21.23	0.24
	Water consumption	9.16	0.10

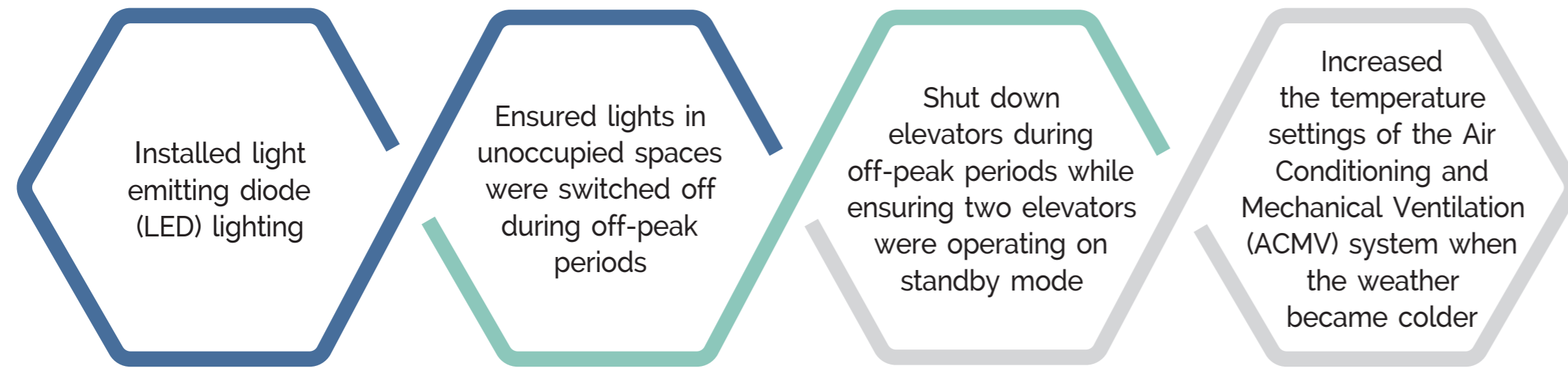
³ Excluding our LFX office as we operate with a small team from shared office space. The figures, if included, will likely be immaterial.

⁴ As we only purchase electricity from one source, which is Tenaga Nasional Berhad, both location-based and market-based computations of our Scope 2 emissions are the same.

 For more information on our assumptions and calculation approach, please turn to page 153 of this report.

Reducing Energy Consumption

In line with the climate commitments we made the previous year, we continued to enhance our monitoring practices and implemented the following initiatives to reduce our energy consumption and emissions:



In addition to the above, we installed motion sensor lights on the newly renovated floors as part of the office interior fit-out project. We are in the midst of procuring rooftop solar panels and the installation is targeted to be completed by 2023.

Energy Consumption

We experienced a slight increase in our electricity consumption in 2022, mainly due to the expansion of the office interior fit-out project and the increased number of physical events that took place as we entered the 'Transition to Endemic' phase.

2020	2021	2022
9,090.29 MWh	8,990.12 MWh	9,252.26 MWh

Breakdown of Our Electricity Consumption:

Main building	72.46%
Annex building	19.92%
Disaster Recovery Centre	7.62%

Energy Intensity:

2020	2021	2022
0.21 MWh/m ²	0.21 MWh/m ²	0.21 MWh/m ²

Note: We have restated the figures for the year 2020 and 2021 to reflect the validated amounts.

Promoting Responsible Consumption

Carbon Conscious Workplace Programme

We rolled out the Carbon Conscious Workplace Programme in 2021, which focuses on raising awareness through the Climate Explainer Series, 'Ask Burmy'. The series was aimed at promoting a better understanding of climate change through explanations of climate-related terminology. In 2022, we completed another two episodes on carbon pricing mechanism and net zero GHG emissions target.

We equate better understanding with more or easier buy-ins. As the level of understanding and interest among our employees increased, we introduced the second phase of the Carbon Conscious Workplace Programme, aimed at creating a zero-waste office culture. Under the second phase, we organised a series of webinars and workshops, together with activities to encourage and inspire behavioural change. We also collaborated with several organisations, such as Tzu Chi Foundation Malaysia, Zero Waste Malaysia, EARTH and KLEAN to educate and drive awareness among our employees on the proper disposal of waste.



Various activities conducted throughout the year to create a zero-waste culture

Through the activities, we aimed to reduce our general waste to landfill and increase the rate of recycling in our office. To support this, we also initiated a process to gradually remove individual desk bins and provide more recycling bins in the office common areas. During the process, we identified two new waste streams, namely plastic and metal or glass, and began recycling the items, along with paper and fabric, in a systematic manner.

Our general waste to landfill recorded a slight increase in 2022 as a result of the ongoing office interior fit-out project and the increased number of physical events that took place in our office. We will continue with awareness programmes and activities to generate more positive outcome for our general waste to landfill and recycling items.

General Waste to Landfill:

2020	2021	2022
552,410 kg	364,632 kg	467,008 kg

Recycling Items:

	2020	2021	2022
Fabric	2,522 kg	1,264 kg	3,595 kg*
Plastic	-	-	30 kg
Metal or Glass	-	-	360 kg

* The fabric collected included items from employee households and the wider community as our fabric bin is accessible to the public

The programme was further supported by individual sustainability KPIs. Participation in these activities was recorded as a component in the KPIs in determining the final score. To better guide our employees in recycling, we issued the Bursa Malaysia Waste Disposal and Recycling Guide and a self-assessment test to gauge the level of understanding of our resource consumption among the employees. More than 90% of our employees took and passed the self-assessment test.

Bursa Malaysia Waste Disposal and Recycling Guide

Developed to provide practical tips and necessary resources to educate employees about recycling and the proper way of segregating waste in the office. The guide covers six items, namely paper, plastic, metal or glass, batteries, electronic waste and fabric or clothes.

Personal Net Zero GHG Emissions Guide

Aimed at inspiring employees to take individual action to reduce carbon emissions and embrace sustainability as a way of living. The guide provides practical and useful tips on how to live a low-carbon lifestyle in six selected areas: transportation, flight, energy consumption, diet, shopping and waste. It also features employees who have demonstrated exemplary practices and can serve as role models for those who wish to embark on a similar journey.



Paper Recycling

We continued to implement initiatives to reduce our paper consumption and instil awareness among employees. As part of the office interior fit-out project, we issued specific communications to departmental representatives about paper recycling procedures for departments moving into newly refurbished offices. We also leveraged the group-wide Carbon Conscious Workplace Programme to drive paper recycling. This included reassigning the placement of paper recycling bins to ensure that there is one designated paper recycling bin serving each floor. Furthermore, we published the Bursa Malaysia Waste Disposal and Recycling Guide in which paper recycling was one of the key focus areas. The guide contains extensive information on paper recycling, ranging from the type of paper that can be recycled to the value it generates from recycling.

On the digitalisation and workflow automation front, we introduced DocuSign to replace the printing and physical signing of documents and agreements.

In 2022, we recorded a significant increase in paper recycling. This was largely contributed by the move-out cleaning undertaken by those departments and divisions that were moving to newly refurbished office floors.

Paper Recycled:

2020	2021	2022
7,170 kg	6,590 kg	11,725 kg

Channelling the proceeds from our recycling materials to charity

We channelled the proceeds from the recycling materials to Tzu Chi Foundation Malaysia as a donation, to further support their humanitarian and environmental protection work. We have channelled a total of RM4,817.10 since the collaboration started in August 2022.

Water Consumption

In 2022, we installed sensors on water taps in selected toilets as part of the office interior fit-out project to conserve water. However, there was an increase in our water consumption, largely attributed to the same circumstances as energy consumption.

2020	2021	2022
60,901 m ³	51,324 m ³	61,463 m³

Note: We have restated the figures for the year 2020 and 2021 to reflect the validated amounts.

Food Waste Collection and Composting

This is a pilot project under our flagship CSR programme, re.Food. The composting machine stationed at Bursa Malaysia since October 2022, was on a rental basis to process the food waste from our cafeteria. The composts produced from the food waste will be donated to B40 community gardens across the Klang Valley.

	Total weight of food waste avoided to landfill (kg)	Total weight of compost generated and donated (kg)
2022	1,191	232.5

 For more information on our re.Food programme, please turn to page 85.

Compliance with Environmental Laws and Regulations

We are committed to complying with all relevant environmental laws and regulations in Malaysia. In 2022, there were no confirmed incidents, non-monetary sanctions or cases that were brought to our attention for non-compliance with environmental laws and regulations.

MOVING FORWARD

We will improve our GHG emissions approach and step up mitigation measures to further reduce and minimise our environmental footprint by putting in place tangible initiatives. These will include obtaining carbon neutrality certification, conducting Scope 3 baselining, setting science-based targets and installing rooftop solar panels. We will also continue creating awareness among employees through environmental awareness activities. Apart from these initiatives, the completion of the office interior fit-out project will help to reduce our electricity and water consumption in the long term.

EMPOWERING OUR WORKFORCE

PRIORITY
AREA 4




Empowering Our Workforce

Anti-Fraud, Bribery and Corruption	66
Workplace Environment	70
Employee Engagement	74
Learning and Development	77

We are committed to empowering our workforce by providing a safe, healthy and conducive work environment that is free from discrimination. This entails providing overall mental, physical and emotional support, as well as structured learning and development programmes that will future-proof our employees. Fundamental to a resilient workforce is ethics and integrity, which we emphasise in all our business activities and daily operations to ensure long-term business growth. As the frontline regulator, we will continue to uphold a strong culture of ethics and integrity in our organisation to walk the talk and shape a high-performing workforce.

Supporting UN SDGs:



Anti-Fraud, Bribery and Corruption

WHY IT MATTERS

Corruption is detrimental to society and to the growth of business organisations. Corruption is a major obstruction to sustainable development as it impedes economic growth and increases inequality and missed opportunities, in addition to eroding public trust. If left uncurbed, corruption causes significant legal and reputational harm to a business organisation, leading to financial losses and the withdrawal of investors. As the frontline regulator and market operator, we need to demonstrate the highest standards of ethics and integrity in all our dealings and activities to safeguard our reputation and maintain the high level of confidence that our stakeholders and the general market have placed in us.

AT A GLANCE



Key Progress:

- Continued to conduct Corruption Risk Assessment
- Held training and awareness sessions for employees and Board of Directors to increase and improve awareness of anti-fraud, bribery and corruption matters
- Launched the interactive e-learning module to improve awareness of anti-fraud, bribery and corruption, as well as related company policies and legal requirements



Relevant Indicators:

- 100% of our employees completed the e-learning module
- 512 employees attended the webinar sessions on the changes to the WPP
- Two Board awareness sessions were organised on the anti-bribery management system
- No incident and legal case related to fraud, bribery and corruption was reported during the year



OUR SUSTAINABILITY POLICY COMMITMENTS

- Act ethically and with integrity in business dealings
- Provide an environment free of discrimination

OUR APPROACH

We are committed to upholding the highest ethical standards and adopting a zero-tolerance approach towards fraud, bribery and corruption. The Board has oversight responsibilities over the management of anti-fraud, bribery and corruption matters. The Risk Management Committee (RMC) assists the Board in fulfilling its responsibilities and oversees the Integrity Unit residing within Risk & Compliance. The Integrity Unit is responsible for the four core functions of the Integrity & Governance Unit (IGU) as prescribed by the Malaysian Anti-Corruption Commission’s (MACC) Guidelines for the Management of IGU, i.e. governance, integrity enhancement, detection and verification and complaints management.

To support our zero-tolerance approach, we have developed various measures that include robust policies, risk assessments and training to address and manage corruption risk.

Policies, Guidelines and Procedures

We have established the Anti-Fraud, Bribery and Corruption Policy and Guidelines (AFBC P&G) that applies to all levels of employees and counter parties, reflecting our commitment to preventing all forms of corruption. The AFBC P&G also emphasises Bursa Malaysia’s expectations of its employees in adhering to the highest levels of integrity and ethics.

In addition, we have in place the Whistleblower Policy and Procedures (WPP) to encourage people to speak up and report any improper conduct by any of our employees or Directors, in a safe and confidential manner.

Whistleblowing Channels

To foster an environment where integrity and ethical behaviour are maintained, we strongly encourage anyone with information of any improper conduct by any of Bursa Malaysia’s Directors, independent individuals or employees to report such conduct via our whistleblowing channels.

Disclosure of improper conduct shall be made in writing to the following persons via email or by letter, as set out below:

Person Being Reported	Person to whom the report is directed to: (Where Applicable & Appropriate)	
	By Email	Alternatively, the form can be submitted as follows:
Any member of the Board of Directors including the Chairman of the Board, CEO or Independent Individual	Chairman of the Board: Chairman@bursamalaysia.com OR Senior Independent Director: SID@bursamalaysia.com OR Chairman of RMC: RMCChairman@bursamalaysia.com	Disclosure to be enclosed in a sealed envelope marked “Confidential” and “To be opened by” addressed to the appropriate designated person: Head, Integrity and Governance Unit: OR Chairman of RMC Risk and Compliance, Bursa Malaysia Berhad, Exchange Square, Bukit Kewangan, 50200 Kuala Lumpur.
Integrity & Governance Officer/Chief Integrity & Governance Officer	Chairman of RMC RMCChairman@bursamalaysia.com	
Employees	whistleblowing@bursamalaysia.com	

In addition to the AFBC P&G and WPP, we have put in place control measures in the form of policies, guidelines and procedures to address and manage corruption risk. These include:

- | | |
|--|--|
| <p>1 Asset Declaration Guidelines</p> <p>2 Code of Conduct and Ethics for Directors and Members of the Regulatory Committees</p> <p>3 Code of Ethics for Bursa Malaysia Group</p> <p>4 Corporate Authority Manual</p> <p>5 Entertainment Policy</p> | <p>6 Guidelines for Handling Conflict of Interest</p> <p>7 Integrity, Governance & Compliance Management (IGCM) framework</p> <p>8 Purchasing Policy</p> <p>9 Securities Transaction Policy for Bursa Malaysia Group</p> <p>10 Vendor Code of Conduct</p> |
|--|--|

Organisation Anti-Corruption Plan (OACP)

Established in 2020, the OACP sets out a three-year (2020 to 2023) comprehensive programme to strengthen governance, integrity and anti-corruption controls within Bursa Malaysia. It comprises five key priority areas, namely Regulatory Functions, Organisational Culture, Internal Review, Control and Compliance, Procurement and CSR Sponsorships and Donations.

Corruption Risk Assessment

Corruption risk assessment is integrated into our Enterprise Risk Management framework via the Risk Control Self-Assessment (RCSA) process that is conducted on a quarterly basis. In addition, compliance reviews and detailed corruption risk assessments are carried out on departments that have higher exposure to corruption risk.

Compliance Attestation and Declaration

Our employees are required to undertake an annual mandatory compliance attestation, which requires them to declare that they have observed the general code of ethical conduct and upheld personal integrity at all times.

This same practice is also applied to our supply chain. Vendors who participate in our tender process are required to submit a Vendor Declaration Form, which includes an undertaking to comply with relevant Bursa Malaysia policies and not to engage in any form of corruption. Prior to onboarding, vendors must also agree to comply with our Vendor Code of Conduct, which includes, among others, our zero-tolerance stance towards corruption and bribery.

 *Read more about our supply chain management approach on page 97 of this report.*

OUR PROGRESS

Corruption Risk Assessment

In 2022, a review of the corruption risk assessment was conducted across Bursa Malaysia operations to assess the Group's risk exposure to corruption, bribery and fraud. The corruption risk assessment report was presented and deliberated at the RMC meeting.

Employee Training and Awareness

We continued to carry out training and awareness sessions to increase and improve awareness of anti-fraud, bribery and corruption matters among employees and the Board of Directors.

In 2022, we launched an interactive e-learning module on awareness of anti-fraud, bribery and corruption as well as all related company policies and legal requirements. 100% of our employees completed the e-learning module. The e-learning module was also included in the induction training requirements for new employees.

Additionally, we held webinar sessions for employees on the changes to the WPP on 14 and 20 October 2022, followed by 10 mandatory questionnaires to gauge their level of understanding after the sessions. The webinar sessions were attended by 512 employees.

Board Training and Awareness

In 2022, two Board awareness sessions were organised on the anti-bribery management system (ABMS). The first session, held on 31 October 2022, was conducted face-to-face with the members of the Board. The second session was aimed at the independent individuals sitting on our Board committees and was held virtually on 6 December 2022.

Whistleblowing

Effective April 2022, the oversight of whistleblowing and investigation matters was transferred from the Audit Committee to the Risk Management Committee, following the handover of the administration function of the WPP to the Integrity Unit under Risk and Compliance.

In 2022, there were four complaints against Bursa Malaysia's services and employees via various channels including whistleblowing channels and Bursa2U. As part of the preliminary review process, the integrity function took the necessary steps to address the complaints made.

There were no incidents in the year under review, in which contracts with business partners were terminated or not renewed due to violations related to fraud, bribery or corruption. In addition, there were no legal cases related to fraud, bribery or corruption brought against us, nor were there such incidents or confirmed incidents in which employees were dismissed or disciplined for fraud, bribery or corruption.

 For more information on how we approach the whistleblower cases, please refer to the IAR, page 145.

MOVING FORWARD

To uphold strong ethics and integrity, we will continue conducting corruption risk assessments and compliance reviews across the Group to mitigate and minimise our risk exposure to bribery and corruption. In 2023, we will also complete our OACP initiatives and continue to disseminate periodic communications and conduct training sessions to increase anti-fraud, bribery and corruption awareness among employees and the Board of Directors.

Workplace Environment

WHY IT MATTERS

We continue to support the well-being and resilience of our people by providing a positive and vibrant work environment to keep them motivated and inspired in their daily duties. Ensuring a safe and healthy workplace can boost productivity and elevate employee morale, enabling them to continue delivering excellence. We will continue to instil Bursa Malaysia’s core values to shape a resilient workforce and provide adequate health and safety guidelines, as well as occupational health and well-being services. To create a safe and conducive work environment.

AT A GLANCE



Key Progress:

- Revised our employee benefits and labour practices pursuant to the Employment Act (Amendment) 2022
- Included in 2022 Bloomberg Gender-Equality Index for third consecutive year
- Continued to raise awareness on unconscious bias at the workplace
- Implemented various initiatives to keep our employees updated with the relevant occupational, safety and health information, guidelines and knowledge
- Conducted our first Human Rights Impact Assessment across our value chain to benchmark our performance against international laws and best practices



Relevant Indicators:

- 47.5% of senior management comprised female employees
- Gender pay ratio between male and female employees was 1 to 1
- 8.31% turnover rate for male employees and 6.19% turnover rate for female employees
- 13.5% of male employees and 13.4% of female employees were promoted
- No fatalities, injuries or occupational diseases involving our employees at our office
- No report on incidents of discrimination



OUR SUSTAINABILITY POLICY COMMITMENTS

- Provide an environment free of discrimination
- Respect human rights
- Provide a safe and healthy work environment
- Nurture a sustainable high-performance organisation
- Promote gender equality

OUR APPROACH

We believe two key aspects contribute to a positive workplace environment: a diverse and inclusive work culture, as well as a safe and healthy workplace. We continue to adhere to all relevant labour practices and standards and comply with the relevant laws and regulatory rules that govern human resources. We are also guided by our commitment to adopting the United Nations Guiding Principles on Business and Human Rights (UNGPs) and upholding our respect for all the fundamental rights that should be enjoyed by human beings such as freedom of association and collective bargaining.

A Diverse and Inclusive Workplace

We are guided by our commitment to building a diverse and inclusive workplace through the Diversity, Equity and Inclusion (DEI) Policy that we have put in place since 2021 to ensure that the organisation is steered by a diverse group of employees in terms of age, ethnicity and gender. We are also a signatory to the Women’s Empowerment Principles (WEPs), where we have committed to advancing the gender equality agenda in workplace, marketplace and community since 2020.

A Safe and Healthy Workplace

We are guided by our Occupational Safety and Health (OSH) Policy. OSH at Bursa Malaysia is governed by an OSH Committee, which meets four times a year to conduct OSH risk assessments and to review and investigate incidents. The OSH Committee is responsible for reviewing the workplace environment to continuously safeguard the well-being of employees and protect them from external and physical risks.

We have established an Incident Reporting Procedure, including those related to OSH. An incident can be logged via GRC Solution and gets escalated to the OSH committees for review and assessment. Further investigation will be conducted to derive corrective measures and actions. Risk and Compliance maintains a repository of all the incidents logged and corrective actions taken for analysis and monitoring purposes to prevent similar incidents from recurring. The Incident Reporting Procedure is made available to all our employees via our intranet.

We also require our vendors to comply with all occupational safety and health laws and regulations via the Vendor Code of Conduct. While stationed at Bursa Malaysia’s premises, vendors should be responsible for the health and safety of all persons affected by their activities and take reasonable steps to prevent accidents and injuries.

OUR PROGRESS

Diverse and Inclusive Workplace

Revision to Employee Benefits And Labour Practices

In 2022, we revised our employee benefits and labour practices in preparation for the enforcement of the Employment Act (Amendment) 2022 coming into effect on 1 January 2023. The objectives of the legislation are to increase and improve the protection and welfare of employees, as well as ensuring the labour law provisions in Malaysia are in accordance with international labour standards. They cover key changes such as reduction of weekly working hours from 48 to 45 hours, extension of maternity leave allocations from 60 days to 98 days and introduction of paid paternity leave of seven consecutive days, among others. We have fully adopted the amendments and continued to ensure that we comply with all relevant labour requirements and standards.

We also reviewed our benefits to allow flexible benefits medical claims for employees’ parents. Negotiations were also held for renewing the Bursa-National Union of Commercial Workers (NUCW) Collective Agreement.

2022 Bloomberg Gender-Equality Index

For the third consecutive year, we were included in the 2022 Bloomberg Gender-Equality Index (GEI), which recognises corporate organisations that are committed to advancing women’s equality and high-level transparency in gender reporting.

Raising Awareness on Unconscious Bias

In 2022, we continued to work closely with LeadWomen to raise awareness about workplace bias. A series of workshops was carried out under the ‘Creating a Safe and Inclusive Workplace’ programme, which was first held in 2021. Comprising two workshops held in July and August 2022, the programme this year focused on uncovering hidden bias and eliminating barriers that deter full participation of our workforce.

Topic	Date	No. of Participants
Understanding Blind Spots to Optimise Decision-Making	8 & 29 July	29
Building an Inclusive Workplace for Optimal Productivity & Growth	5 & 26 August	80

Safe and Healthy Workplace

Various initiatives were undertaken in 2022 to keep our employees updated with the relevant OSH information, guidelines and knowledge.

Installation of Access Card Reader

We continued to enhance the security of our office building by installing an access card reader at all our basement carparks. This allows us to deter unauthorised visitors and provide employees with safe access to the office building.

Awareness Training

Throughout the year, we conducted various awareness sessions to promote workplace safety. We launched a compulsory webinar on fire safety and organised three sessions to ensure all employees had the opportunity to attend. We also conducted dedicated training sessions for the floor safety marshals to ensure that they were well aware of the security and safety features of the office, and were equipped with the knowledge to handle emergency situations.

Training	Target Audience	Date
Compulsory Webinar: Fire Safety	All employees	31 May 2022
		13 June 2022
		20 June 2022
Defibrillator (AED) and CPR First Aid Basic Training	Floor safety marshals	19 May 2022
First Aid and Emergency Response Workshop	Floor safety marshals	29 June 2022
Drone monitoring and training	Selected employees	19 July 2022

Enhanced Building Security Features

To enhance the effectiveness of our perimeter security, we added the fencing intrusion detection system to prevent intruders from breaching the physical perimeter security. We also installed a Central Monitoring System which allowed real-time alerts to be sent to the designated personnel in the event where building emergency is triggered.

Safety and Health Performance

In 2022, there were no fatalities, injuries or occupational diseases involving our employees at our office. Even though we had moved towards the endemic transition phase and almost to normalcy, we continued to monitor COVID-19 cases in our office and we stood guided by the SOPs released by the government.

Human Rights Impact Assessment (HRIA)

In 2021, we pledged to adopt the Level 3 commitments under the CEO Action Network (CAN), which included, among others, the commitment to adopt the UNGPs within our organisation and support the adoption throughout our value chain. To start the journey, we conducted a HRIA across our value chain in 2022 with the help of a consultant to benchmark our organisation’s human rights performance against established international laws and best practices. The assessment focused on three key stakeholder groups: our employees, suppliers and the beneficiaries of our community investment projects. The outcome of the assessment is currently being used as a guide for the development of our strategies and action plans to prevent and address any negative impacts we may have on the rights of those whom we employ, do business with or interact with along our value chain.

Employee Feedback

Employees’ feedback was gathered mainly via town halls that were organised throughout the year and Group Human Capital has taken the necessary steps to address the issues raised and implement corrective actions. There were no reports on incidents of discrimination in 2022.

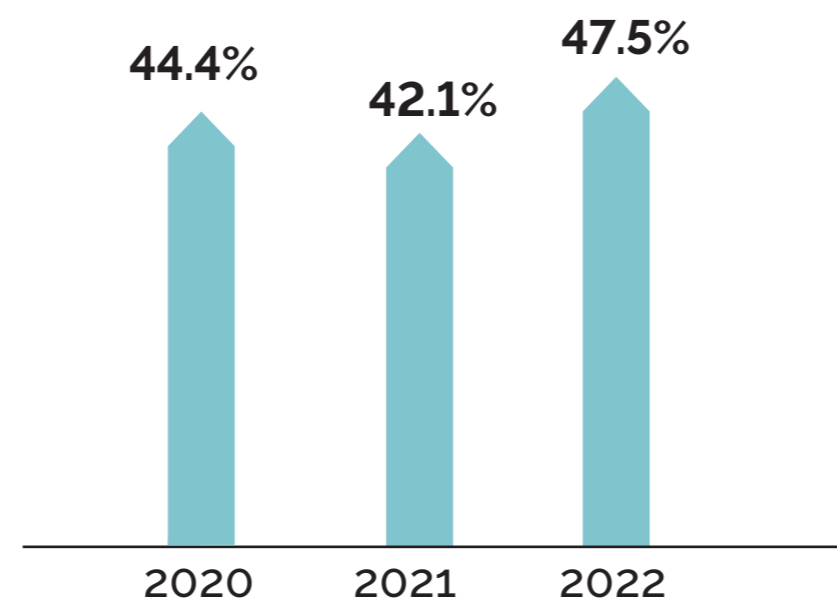
Workforce-related data

We continued to monitor our workforce-related data to understand the composition of our workforce and to track our progress. As at 31 December 2022, we had 614 full-time employees, which comprised 562 permanent employees and 52 temporary employees, all of whom were based in Malaysia. Our temporary employees were employees under contract for a limited period, such as fixed-term contracts for senior management.¹ We only had one part-time employee and did not employ non-guaranteed hours employees in our workforce.

Our workforce was also supported by 24 trainees and interns. Their tenure of employment was fixed to the programmes that they were attached to. For instance, the majority of our trainees were part of the Protege programme, where tenure was up to two years for each trainee. The programme is a government initiative to create more competitive and ready job marketers as well as skilled job seekers to meet current industry needs. Due to the nature of their employment, they are provided with different benefits than for full-time employees in the form of annual leave, allowance, medical claim and employer's EPF contribution.


¹ Senior management consists of the CEO, Senior Directors, Directors, Senior Executive Vice Presidents and Executive Vice Presidents.

Women in Senior Management



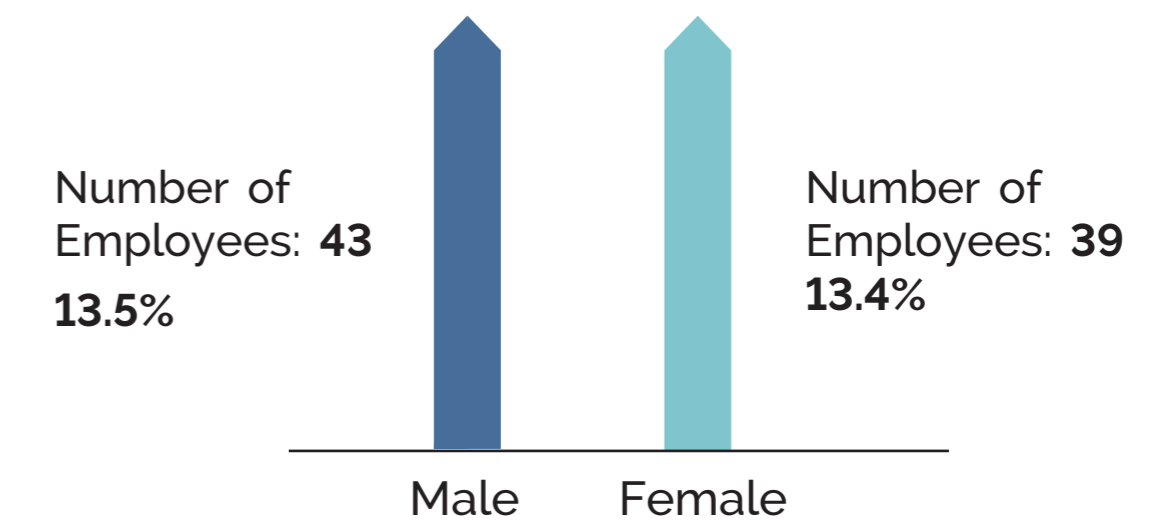
Note: Senior Management – CEO, Senior Directors, Directors, Senior Executive Vice Presidents and Executive Vice Presidents.

Gender Pay Ratio



Note: Excluding bonus.

Percentage of Employees Promoted by Gender



Note:

1. Percentage of employees promoted by gender is calculated by dividing the number of employees who were promoted by the total number of employees as at 31 December 2022.

Employee Turnover by Gender



Male
Number of Employees: **51**
8.31%



Female
Number of Employees: **38**
6.19%

Note:

Employee turnover rate is calculated by dividing the number of employees who left the organisation by the total number of employees as at 31 December 2022.

MOVING FORWARD

To further entrench diversity and inclusion in our organisation, we will develop a DEI Framework to drive principles of inclusive leadership and the implementation of DEI throughout Bursa Malaysia. This will enable us to better embrace and demonstrate DEI in our organisation. As for the health, safety and wellness of our employees, we target to achieve zero accidents at the workplace and will continue to focus on employee physical and mental well-being. We will continue to assess the human rights risks of our business activities. In 2023, we aim to develop an action plan to close the gaps identified from the HRIA exercise and strive to align our practices with the UNGPs.

Employee Engagement

WHY IT MATTERS

A workforce that is engaged with a high morale has become more important than ever in the post COVID-19 environment. The challenges faced during the COVID-19 pandemic have triggered the need for a new workplace concept. An engaged workforce leads to lower staff turnover, increased productivity and efficiency and enhanced brand value. These are crucial elements for us to achieve sustainable growth and create long-term value for our stakeholders.

AT A GLANCE



Key Progress:

- Created a company team engagement channel known as #ApaCerita, under the Microsoft Teams platform, to better engage with the employees
- Commissioned an independent third party to conduct an Employee Engagement Survey
- Launched the Bursa Wall of Fame award to recognise individual employees or teams who embrace our core values
- Organised engagement activities to build better relationships among employees, including the Bursa Malaysia Annual Gathering 2022 and festive engagements
- Launched Bursa's 360 Recognition Platform
- Continued to reward our employees' children who excelled in major public exams under the Yayasan Bursa Malaysia Excellence Awards 2022



Relevant Indicator:

- Four town halls were organised to keep employees updated on developments relating to the organisation



OUR SUSTAINABILITY POLICY COMMITMENTS

- Nurture a sustainable high-performance organisation
- Attract and retain talent

OUR APPROACH

Our employee engagement approach focuses on the following four key objectives, which address the various needs of our people to ensure their well-being:

- Ensuring alignment of internal culture with BURSA values
- Encouraging open and transparent communication
- Promoting social connectedness and sense of belonging
- Building a culture of recognition

OUR PROGRESS

Revised Internal Communications Strategy

In 2022, we revised our internal communications strategy to improve our employee engagement. To encourage more interactive communication and widen the reach, we created a team engagement channel, #ApaCerita, under the Microsoft Teams platform to communicate company information and developments in a less formal manner. This is in addition to email and the intranet, which are the two main channels we use to keep employees informed about what is happening in the company and to share important updates with them. We have also set clear guidelines on the types of messages and communication channels to be used to enhance the effectiveness of our communications internally.

Town Halls

In 2022, we organised four town hall meetings to keep employees updated on Bursa Malaysia's latest developments and provide an opportunity for them to voice their concerns or suggestions to the management.

Town Hall	Date	Details
Bursa Town Hall	21 January 2022	<ol style="list-style-type: none"> 1. 2021 achievements 2. 2022 priorities 3. Organisational updates
Second Town Hall with CEO	3 March 2022	<ol style="list-style-type: none"> 1. Restructuring of Securities Market 2. Rewards and Benefits update
Group Human Resources (HR) Town Hall	15 April 2022	<ol style="list-style-type: none"> 1. HR initiatives based on Bursa Malaysia's three-year roadmap 2. HR's new structure 3. Addressed HR-related gaps and issues
Third Town Hall with CEO	16 November 2022	<ol style="list-style-type: none"> 1. Rolled out core values 2. Launched 360 Recognition Programme 3. Strengthened employee engagement

Employee Engagement Survey 2022

We conducted an employee engagement survey from 7 to 21 December 2022 to assess the level of engagement among the employees and solicit feedback on Bursa Malaysia's human capital management. The survey was carried out by an independent third party.

Festive Celebrations and Gifts

We organised festive engagements to celebrate the different cultures and religions of our employees, as well as to bring our people closer together.

Festive Engagement	Details
Chinese New Year	Gave employees who celebrated Chinese New Year gifts sourced from sustainable suppliers instead of holding social gatherings to remain vigilant against the spread of the COVID-19 virus.
Hari Raya	Held the first festive gathering post pandemic in various locations in the office to comply with COVID-19 SOPs.
Deepavali	Decorated the main building's lobby with a 'kolam', a form of traditional decorative motif made with coloured rice.

Bursa's 360 Recognition Platform

On 22 November 2022, we launched Bursa's 360 Recognition Platform to further build a culture of recognition. The platform allowed employees to express their appreciation and recognition of the hard work of their co-workers, which translated to point-based rewards to incentivise employees.

Yayasan Bursa Malaysia Excellence Awards 2022

We have been rewarding our employees' children (Bursa Kids), who excel in major public exams, for 15 years. As the UPSR and PT3 exams had been abolished in 2021, we awarded only Bursa Kids who scored exceptionally well in their SPM examination. Award recipients received a certificate, a cash gift and vouchers to celebrate their achievements with their families.

Bursa VIBE

Bursa VIBE is our official employee volunteer club, which serves as an avenue for employees to volunteer in Bursa Malaysia's CSR initiatives. In 2022, a total of 300 employees signed up as Bursa VIBE volunteers to participate in 13 activities.

 Read more about Bursa VIBE activities on pages 92 to 97 of this report.

Bursa Annual Gathering


The Bursa Annual Gathering 2022 was the first annual gathering post COVID-19. The organising committee consisted of employees from various backgrounds, departments and employee categories. Several activities were organised in the main foyer to promote employee engagement and foster relationship building.



Some of the highlights during Bursa Annual Gathering including Dance Performance and Group Best Dress Competition

Bursa Wall of Fame

We launched the Bursa Wall of Fame award to recognise individual employees or teams who embraced our core values. The objectives were to instill a sense of belonging, boost morale and create a culture of recognition. In 2022, two teams received the award at the Bursa Annual Gathering event.



Bursa Wall of Fame Winners (Community Investment and Security Services teams) receiving awards from Tan Sri Abdul Wahid Omar, Chairman of Bursa Malaysia Berhad

MOVING FORWARD

We will continue to foster a culture of recognition to boost employee engagement and capitalise on the findings of our annual employee engagement survey in order to close gaps and meet employee needs.

Learning and Development

WHY IT MATTERS

Our employees are one of our main stakeholder groups and a key asset to our organisation. We are fully invested in their learning and development to help them remain competitive and progressive. Due to the rapid developments in technology, we need to upskill, reskill and adapt quickly, in line with our core value of 'Agility' and ensure that our capabilities and talent pipeline are robust and future-proof.

AT A GLANCE



Key Progress:

- Adopted a new learning platform, Coursera
- Delivered training programmes as guided by the learning plan for 2022



Relevant Indicators:

- Received the "Recognised Employer Partner" from CFA Society Malaysia and "ACCA Approved Employer" for both Trainee Development and Professional Development streams
- 16,766 total training hours (down from 20,380 in 2021)
- RM1,434,681 spent on employee learning and development (down from RM1,487,630)



OUR SUSTAINABILITY POLICY COMMITMENTS

- Nurture a sustainable high-performance organisation
- Develop our employees
- Attract and retain talent

OUR APPROACH

We are committed to supporting our employees' professional growth via our learning and development model as we move towards becoming an Adaptive Learning Organisation (ALO). We continue to apply the 70-20-10 learning model that we have adopted since 2020, whereby 70% of knowledge is obtained on-the-job, 20% from guidance from team leaders and peer-to-peer learning and 10% from formal training, including in leadership and soft skills. While it is important for us to build capabilities, it is equally important that we nurture our employees' growth as individuals and leaders.

All our full-time employees are required to develop their own individual development plans along with their respective team leaders and supervisors on an annual basis. We also have in place clearly defined technical and functional competencies for each job function to help drive consistent performance across the organisation. Employees have to demonstrate how they close the competency gaps via their individual development plans as part of their annual performance review.

To support this, we continue to organise various learning sessions for our employees by utilising both physical and online channels. Aside from formal training related to technical and functional competencies, we include webinars by guest speakers who are subject-matter experts and industry leaders to broaden the learning experience of our employees.

OUR PROGRESS

Adoption of New e-Learning Platform

In 2022, we adopted a new learning platform, Coursera. Coursera is a global online learning platform that offers access to online courses and degree programmes from more than 270 leading universities and companies. It provides flexible and job-relevant online learning to individuals and organisations around the world.

With this new adoption, we now have two e-learning platforms for our employees. While our existing e-learning platform, Go1, provides bite-sized online courses in the key areas that enable professional growth such as business skills and technology skills, Coursera offers full courses and certification courses at intermediate and advanced levels on leadership and business, including strategic innovation, growth mindset, critical problem-solving and stakeholder management.

Delivery of the Learning Plan for 2022


In 2022, we focused on closing core competency gaps and building critical competencies related to IR4.0 (Industrial Revolution 4.0), as summarised below:



Professional certification

Facilitated talent capacity building via professional certification through partnerships with six institutions, namely the CFA Institute, SIDC, ACCA, FISD, ASIFMA and PMI.

Employees also benefitted from accessing the libraries and resources offered by the partner institutions.



Cross-functional learning collaborations

Conducted 34 sessions via eight cross-functional learning collaborations to share knowledge and increase awareness on selected subject areas:

- Cyber Security
- Sustainability and Environmental Issues
- Risk and Compliance
- Occupational Safety and Health

An average of 85% positive feedback was received after the conclusion of the initiative/programme.



Curated in-house programmes

Designed and delivered in-house programmes to support employees' growth and leadership skills:

- Leadership Fireside Chat Series
- Creative Thinking for Problem-Solving
- Leadership Masterclass: Becoming Emotionally-Resilient Leaders
- Emotional Intelligence: The Hidden Driver of Excellence
- Personal Effectiveness at Workplace
- Innovation in Capital Market Series
- Microsoft Office 360 Applications Series

An average of 90% positive feedback was received after the conclusion of the programmes.

We also deployed more bite-sized learning programmes for our employees to make learning more efficient. The bite-sized learning modules took a shorter time to complete as the content was broken down into digestible chunks to better suit the modern learning environment. As a result, our total learning hours recorded a decline in 2022 as more programmes were delivered in this manner.

Training and Development Hours

	2020	2021	2022
Total Training Hours	20,517	20,380	16,766
Total Training Hours – by Gender			
Male	9,866	9,009	7,703
Female	10,650	11,371	9,063
Average Training Hours – by Gender			
Male	32.1	26.6	24.3
Female	35.2	37.3	31.1
Total Training Hours by Employee Category			
Senior Management	575	1,290	795
Middle Management	12,237	12,517	10,368

	2020	2021	2022
Total Training Hours by Employee Category (Continued)			
Executive	6,413	5,406	4,024
Non-Executive	1,292	1,167	1,532
Average Training Hours by Employee Category			
Senior Management	21.3	34.9	20.9
Middle Management	35.1	33.5	28.6
Executive	37.7	33.4	29.0
Non-Executive	19.3	16.4	22.5
Total Amount Invested in Employee Learning and Development (RM)	1,371,826	1,487,630	1,434,681

Awards and Recognitions

Bursa Malaysia received the following recognitions for its commitment to fostering and developing critical capabilities among its employees:

1

Recognised Employer Partner by CFA Society Malaysia

2

ACCA Approved Employer for both Trainee Development and Professional Development streams

MOVING FORWARD

In 2023, we will improve the technical competency framework to intensify the learning and development programmes for our employees. To support the framework, we are looking into collaborating with external institutions to deliver in-house programmes that are focused on technical skills. We will also consider including the 10 critical capabilities recognised by the World Economic Forum in the programme design, which include problem-solving skills, technology usage and critical thinking and analysis.

In order to provide a more holistic approach, we will further improve the new e-learning platform (Coursera) in 2023. This includes trying out new learning approaches to cater to the different learning needs of employees to enable them to optimise their learning and development journey.

ADVANCING OUR COMMUNITIES

PRIORITY
AREA 5



Advancing Our Communities

Community Investment	83
Supply Chain Management	96

We invest in our communities to help them develop and create a sustainable future for all. This means going beyond empowering the vulnerable and the marginalised to support our local suppliers and industries to boost economic growth. We also aim to cascade sustainable practices down our supply chain to generate positive impact and create a community that thrives.

Supporting UN SDGs:



Community Investment

WHY IT MATTERS

Corporate organisations have a role to play in giving back to society and in building an equitable future for all. Investing in the community will create shared value that allows businesses to align their goals and purposes to help the community thrive.

Our CSR initiatives aim to empower communities in need and to make a positive impact on the lives of our beneficiaries, such as the Orang Asli, the disabled and single mothers. This will eventually boost the economic resilience of the community and create shared prosperity for all.

AT A GLANCE



Key Progress:

- Launched Shares2share, a securities donation scheme that allows investors to donate listed securities they own or proceeds from the sale of listed securities towards charities supported by Yayasan Bursa Malaysia



Relevant Indicators:

- Contributed or pledged RM1,382,000 to fund various community investment programmes that enriched and empowered the communities in need
- Organised 13 Bursa VIBE activities that were participated by 300 employees



OUR SUSTAINABILITY POLICY COMMITMENTS

- Promote education for communities
- Promote gender equality
- Promote the adoption of good environmental practices among our PLCs

OUR APPROACH

Bursa Malaysia’s community investment programmes and initiatives are managed and implemented via our charitable arm, Yayasan Bursa Malaysia (YBM). Our approach is anchored on our CSR Plan 2021-2023, which guides our priorities and efforts via our CSR pillars:



The development of our initiatives are aligned to the three pillars, where we focus on projects that can create long-term significant impacts by working closely with established and trustworthy partners. Collaborating with strategic partners is crucial, as we leverage each other’s strengths to implement meaningful programmes. The projects we support also provide the opportunities for our own employee volunteers, Bursa VIBE, to serve the communities, further enhancing our commitment to giving back to our communities.

OUR PROGRESS

Community Investment Programmes and Donations

In 2022, we contributed/pledged RM1,382,000 to fund various community investment programmes that enriched and empowered the communities in need, particularly the community from the Bottom 40 (B40) income group.

1 FINANCIAL LITERACY

Malaysia Professional Accountancy Centre (MyPAC)

Amount Contributed: RM140,000

In 2022, we continued our collaboration with MyPAC by supporting two scholars from underprivileged families to pursue a full-time professional ACCA Programme. MyPAC is a non-profit organisation formed in January 2015, based on a recommendation made by the Malaysian Institute of Accountants (MIA) to the Bumiputera Economic Council, to accelerate the development of Bumiputera Professional Accountants (BPA). Bursa Malaysia has been supporting the programme since 2020 and three students have benefitted from the scholarship.

Yayasan Bursa Malaysia Scholarship

Amount Contributed: RM290,000

Since 2006, Bursa Malaysia has been sponsoring underprivileged students to further their education at seven public universities in Malaysia. Students who choose to study Law, Finance, Accountancy, Business Administration, Economics and Sustainability are given priority. As at the end of 2022, 84 students have benefitted from the scholarship programme.

	2020	2021	2022
Number of students supported	14	19	19

Sens-Ability

Sens-Ability is one of our flagship programmes that aims to promote financial and investment literacy.

Read more about our Sens-Ability programme on page 31 of this report.

Social Return on Investment (SROI) Workshop

Amount Contributed: RM5,000

The SROI workshop was conducted to enhance our past and current beneficiaries’ knowledge in project management as part of our objective to enable and support learning for our partners and the wider stakeholder community. We believe in defining our partnership better through activities such as this to strengthen the collaboration and elevate the standard of deliverables by our beneficiaries for the communities. The full day SROI Workshop led by the SROI expert, Prof. Dr. Albert Teo of Tung Wah College, Hong Kong, was held to enable beneficiaries to measure the social impacts created by their projects, by tracking relevant social, environmental and economic outcomes.

2 RESPONSIBLE CONSUMPTION AND PRODUCTION

re.Food

re.Food is Bursa Malaysia’s flagship food waste management programme that aims to reduce food waste disposal to landfills. The programme consists of two parts: donating edible excess food to B40 communities and turning non-edible food waste into compost to be used at B40 community gardens.

At Bursa Malaysia, we have collected 268.4kg of edible excess food and channelled to the beneficiaries of The Lost Food Project covering Wilayah Persekutuan, Selangor and Johor. We also embarked on the pilot phase of the second part of the re.Food programme, where we turned the food waste from our cafeteria to compost. Since the installation of the composting machine in October 2022, we successfully generated 232.5kg of compost and donated it to B40 community gardens across the Klang Valley.



Abdul Razak Aziz of SEEDS Malaysia receiving the composts (to be donated to community gardens across the Klang Valley) from Tan Sri Abdul Wahid Omar, Chairman, Bursa Malaysia, flanked by Chelsea Chee, Founder and CEO of MAEKO Sdn. Bhd (provider of the composting machine) and Emilia Tee Yoke Hoong, Director of Group Sustainability, Bursa Malaysia

Through re.Food, we have engaged with our capital market community to create a movement to drive sustainable behaviour change towards food waste prevention while helping the underprivileged. In 2022, we successfully collected and donated close to 14,000 kg of food through the participation of five Public Listed Companies (PLCs).

Public Listed Company	Amount collected (kg)	Beneficiaries	State(s) covered
Dutch Lady Milk Industries Berhad	12,000	Beneficiaries of Pit Stop Community Café, The Lost Food Project and Treat Each Environment Special (TrEES)	Federal Territory and Selangor
Export-Import Bank of Malaysia Berhad (EXIM Bank)	404.33	Beneficiaries of TrEES	Selangor
Reneuco Berhad (formerly known as KPower Berhad)	126.5	Orang Asli in Muadzam Shah, Pahang	Pahang
MSM Malaysia Holdings Berhad	1,000	Beneficiaries of Food Aid Foundation	Federal Territory, Selangor and Kelantan
Selangor Dredging Berhad	272.4	Beneficiaries of TrEES	Selangor

Table: List of food donations for re.Food to benefit multiple beneficiaries

Read more about our food waste collection and composting efforts on page 63 of this report.

Dutch Lady Milk Industries Berhad

Amount Donated: 1000 cartons of milk, equivalent to 12,000 packs of 1 litre milk.



Representatives of Pit Stop Community Cafe receiving the milk donations from Tunku Putri Afifah, Head of Community Investment, Bursa Malaysia



Diane Too of The Lost Food Project receiving the milk donations from Tunku Putri Afifah, Head of Community Investment, Bursa Malaysia



Beneficiaries of TrEES, the Orang Asli at one of the Orang Asli villages in Carey Island, receiving the milk donations under the reFood programme

Export-Import Bank of Malaysia Berhad (EXIM Bank)

Amount Donated: 404.33 kg of food



Distribution of food donations by Mohd Ronnee Osman of EXIM Bank Berhad to the Orang Asli at Pulau Carey, beneficiaries of Treat Each Environment Special (TrEES), under the reFood programme

Reneuco Berhad

Amount Donated: 126.5 kg of food



Distribution of the food donations from Reneuco Berhad through the reFood programme by Bursa Malaysia to the Orang Asli in Muadzam Shah, Pahang

MSM Malaysia Holdings Berhad

Amount Donated: 1000 kg of sugar



Emilia Tee Yoke Hoong, Director of Group Sustainability, Bursa Malaysia, Syed Feizal Syed Mohammad, Group CEO of MSM Malaysia Holdings Berhad and Dr Dalphine Ong, CEO of Food Aid Foundation, at the handover ceremony

Selangor Dredging Berhad

Amount Donated: 272.4 kg of food

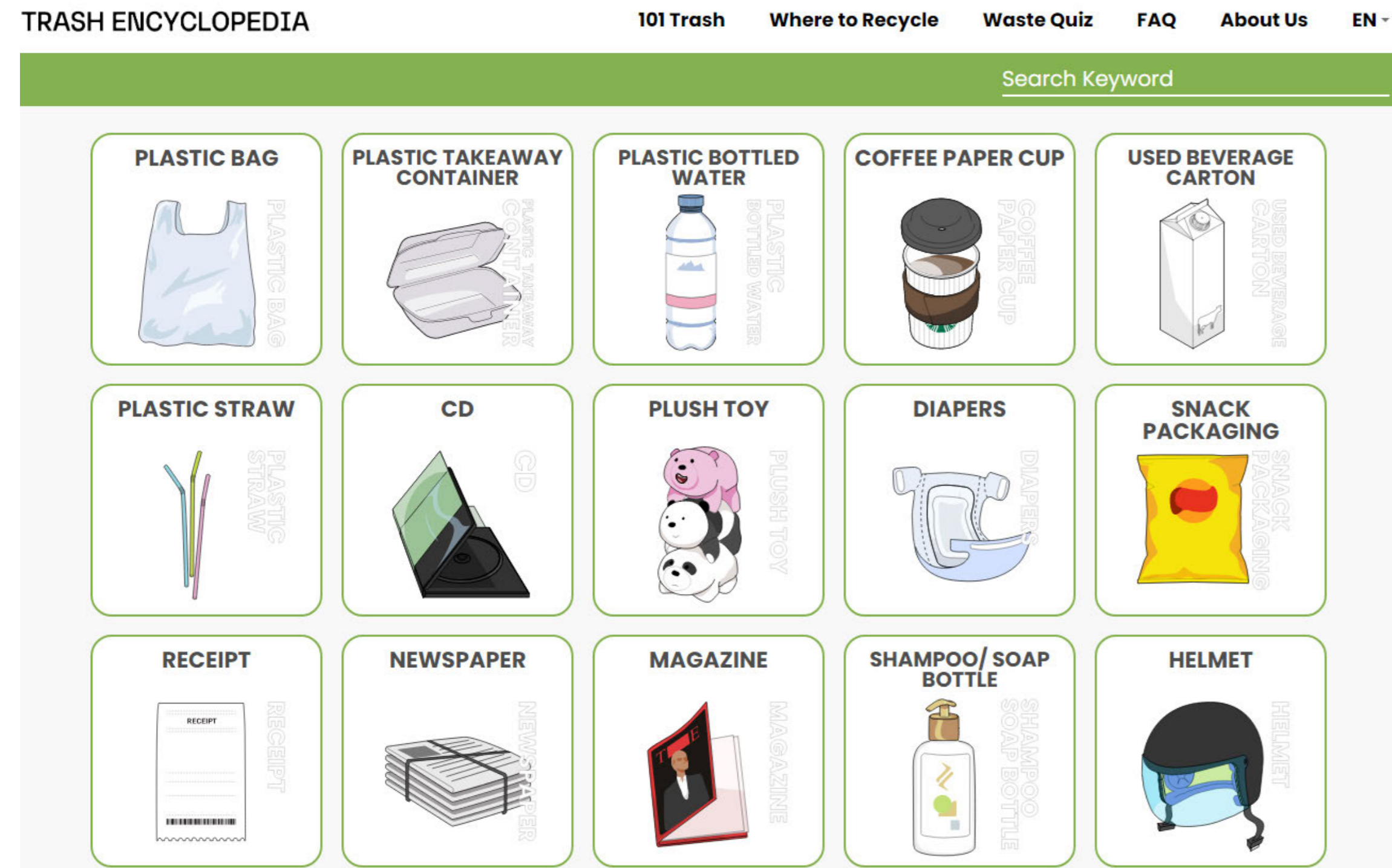


TrEES representatives (left and behind) receiving the food donations from Brian Chow (right) of Selangor Dredging Berhad for the reFood programme to benefit the Orang Asli in Carey Island, Selangor

Trash Encyclopedia by Zero Waste Malaysia (ZWM)

Amount Contributed: RM150,000

Bursa Malaysia continued to support ZWM in its goal of enhancing the general public's awareness about zero waste through the Trash encyclopedia and Trashpedia website. This year, we contributed to the full launch of the Trash Encyclopedia website, which saw a multilingual interface upgrade and an increase in traffic recorded at 250,000 visitors as of end December 2022.



A screenshot of the Trashpedia website

3 POVERTY ALLEVIATION AND DISASTER RELIEF

Reaching Out to Students in Need

Amount Contributed: RM16,000

We partnered with Treat Every Environment Special (TrEES) to provide support to students' families in Melaka who lost one or both parents to COVID-19. The initiative benefitted 32 families, who each received RM500 to be used for basic necessities, medicine and educational assistance.



Distribution of aid to the students and their families

Flood Relief Emergency and Flood Relief Fund

Amount Contributed/Pledged: RM400,000

We partnered MyFundAction to help families and individuals impacted by the floods in 2022. Similarly, we are also committed to support the Malaysian Relief Agency and Islamic Relief Malaysia for disaster relief efforts in 2023.

Program Pintar

Amount Contributed: RM111,000

We sponsored Yayasan Pelajaran MARA's Program Pintar, which provided free tuition for Sijil Pelajaran Malaysia (SPM) candidates from the B40 community. The programme aimed to reduce the education gap between urban and rural communities and school dropouts that were increasing due to poverty. The B40 SPM candidates were selected from public schools located within close vicinity to MARA Junior Science Colleges (MRSM) to attend tuition classes there, conducted by MRSM teachers and mentored by excellent MRSM students.

We also supported Program Pintar conducted in MRSM Bagan Datuk, Perak, and MRSM Tun Abdul Razak, Pekan, Pahang.



B40 students attending the tuition programme at MRSM Terendak, Melaka, during the Bersama Bursa Malaysia Day

Providing Sustenance and Tuition Classes to the Communities in Need

Amount Contributed: RM60,000

We collaborated with the following organisations to provide sustenance to the communities in need:

Niq Ehsan Malaysia Welfare Organisation

Provided sustenance for 133 families from the B40 community, including the asnaf and the disabled.



Handover of food aid to the community in need

TARA Foundation

Provided sustenance and free tuition class for 43 B40 students at the New Generation Centre in Projek Perumahan Rakyat in Puchong, Selangor.



Sessions conducted at the Learning Centre at PPR Puchong, Selangor

IDEAS Autism Centre (IAC)

Provided 12-month sustenance to 40 B40 autistic children from low-income households studying at IAC.



Activities with the children at IAC


Building the Resilience of Orang Asli Communities

Amount Pledged: RM200,000

We have pledged to support TrEES in a project to improve the socioeconomic status and education of the Orang Asli communities in Carey Island. The project, scheduled to commence in 2023, covers three key components, namely agriculture, carpentry and education.



Dedicated plot at the Orang Asli village at Carey Island



Machinery workshop for the skills training sessions

Employee Volunteer Club – Bursa VIBE

Bursa VIBE is an employee volunteer platform set up in 2021 to provide an avenue for Bursa Malaysia employees to take part in community outreach programmes. Through Bursa VIBE, we aim to create opportunities for experiential learning, improve employee engagement and boost employee morale and satisfaction. In 2022, Bursa VIBE volunteers continued to support PERHILITAN's ex situ conservation of Malayan gaurs and other endangered species. They also participated in the preparation and distribution of food to the communities in need during the holy month of Ramadan. In total, 300 Bursa VIBE volunteers took part in 13 activities alongside eight external partners during the year.



Replacing worn out bird perches with wood branches in the bird enclosures



Cleaning up of the gaur paddocks



Creating awareness of endangered species, such as the pangolin, at PERHILITAN's wildlife conservation centre in Sungkai, Perak

Rewang Ramadan and Food Distribution to B40 Communities
Amount Contributed: RM10,000

We conducted our first Rewang Ramadan – ‘rewang’ meaning to do something together as a group and a community and in this instance meant cooking together to prepare the famous Ramadan dish – ‘bubur lambuk’ or rice porridge. The activity was held in collaboration with MyFundAction to provide and distribute sustenance to B40 communities at Masjid Jamek, benefiting 600 individuals, while 425 meals and 100 food packs and hygiene kits were distributed to the communities at PPR Seri Semarak, Kuala Lumpur.



Preparation of ‘bubur lambuk’ at Masjid Jamek, Kuala Lumpur



PPR Seri Semarak community member receiving food donations and hygiene kits from the Head of Surau Al-Husna, located at the PPR Seri Semarak, assisted by a Bursa VIBE volunteer

Agroforestry Project with the Orang Asli in Pahang

Bursa VIBE volunteers participated in two sessions of the agroforestry project to assist Orang Asli villagers in Muadzam Shah, Pahang, to create a mini food forest with syntropic farming, a natural regenerative farming method that improves soil fertility, suitable for farming. The volunteers were involved in soil preparation and the planting of seedlings. Organised in collaboration with Global Peace Foundation Malaysia, the agroforestry project will help the Orang Asli improve their food security for the communities.



Bursa VIBE volunteers assisting the Orang Asli in preparing the soil for the planting of crops

Reducing Waste

Bursa VIBE volunteers took part in two significant programmes aimed to help to reduce waste. In conjunction with the International Day of Awareness of Food Loss and Waste, we partnered with Zero Waste Malaysia to be part of the annual Zero Waste Festival. Bursa VIBE volunteers were assigned to the festival's event planning teams, covering registration, ushering, logistics and security, among others. There was a mini showcase of sustainable items that the general public could use for a zero-waste lifestyle, in addition to the Trash Encyclopedia outreach, providing education on sustainable living and solutions.

In another event, Bursa VIBE volunteers participated in a recycling programme organised by the Tzu Chi Foundation to learn the proper way to recycle items. This included knowing which items were recyclable, how to sort the items and the various ways to extract the maximum value from the recyclables. The knowledge acquired by the volunteers could be applied in recycling activities in Bursa Malaysia's office and also in their personal lives.



Bursa VIBE volunteers at the Zero Waste Festival

Bursa VIBE volunteers sorting out the different recyclable items

Bersama Bursa Malaysia Day

In a collaboration with Yayasan Pelajaran MARA, Bursa Malaysia organised the Bersama Bursa Malaysia Day to promote financial literacy among B40 Form Five students from Program Pintar at MRSM Terendak, Melaka. The event introduced the students to Sens-Ability, Bursa Malaysia's financial literacy programme, and a career Treasure Hunt. Bursa VIBE volunteers facilitated the activities by organising role-playing activities for Sens-Ability and other interactive games.



Winners of the Treasure Hunt with the Principal of MRSM Terendak



Students working together to solve the Treasure Hunt puzzle



A student answering questions related to personal finance during the Sens-Ability session.

Bursa VIBE
International Volunteer Day

In conjunction with the International Volunteer Day (IVD) that falls on 5 December annually, we celebrated the day to honour and recognise our Bursa VIBE volunteers for their contributions and participation in several volunteering activities conducted since the inception of Bursa VIBE in 2021. Top 6 Bursa VIBE volunteers were awarded with Top Volunteers for 2021 and 2022 respectively.

Yayasan Bursa Malaysia's scholars also volunteered and engaged with our employees and NGO partners as part of their capacity building and awareness activity. We invited Bursa Malaysia's beneficiaries, sustainable vendors and social enterprises to showcase their products, produce and services while creating awareness on the causes they champion which are aligned to Bursa Malaysia's CSR pillars and Sustainability Roadmap. The NGOs and social enterprises who were represented that day were A Bit Less Bulk Store, Global Peace Malaysia, Maeko Sdn. Bhd., Refiller Mobile, SEEDS Malaysia, Swaterbit Kids, TrEES, Tzu Chi Foundation, WWF Malaysia, Women of Will and Zero Waste Malaysia.



Bursa VIBE Top 2021 and 2022 Volunteers recognised for their contributions in a group photo after the award ceremony with top management of Bursa Malaysia; Tan Sri Abdul Wahid Omar, Chairman (fourth from left), Azman A. Khalid, Director of Group Human Capital (third from left) and Emilia Tee Yoke Hoong, Director of Group Sustainability (fifth from left)



Bursa Malaysia employees being briefed about blankets made from recycled plastics at the Tzu Chi Foundation's booth

Basic Volunteer, Disaster Preparedness and First Aid Training

Bursa Malaysia collaborated with several organisations to equip Bursa VIBE volunteers with the proper knowledge before they took part in any volunteering activities. Besides collaborating with MyFundAction to provide basic volunteer and disaster preparedness training, Bursa Malaysia also partnered the Malaysia Civil Defence Force to offer training to the volunteers on the practical steps required during flood relief assistance.

In addition, Bursa Malaysia collaborated with the Malaysian Red Crescent Society (MRCS) to provide an introductory course on first aid, which qualified 33 participating Bursa VIBE volunteers for cardiopulmonary resuscitation (CPR) certifications. The training included eight hours of lectures, practical sessions and assessments for the certification, which is valid for three years. A two-hour talk on basic first aid training was also organised in a separate session, where 17 Bursa VIBE volunteers participated.



Bursa VIBE volunteers learning first aid and CPR from MRCS trainers



Bursa VIBE volunteers during the flood emergency training

Shares2share

In 2022, Bursa Malaysia launched Shares2share, a securities donation scheme that allows investors to donate listed securities they own or proceeds from the sale of the listed securities to charities supported by Yayasan Bursa Malaysia (YBM). This is in line with our aim to continuously create beneficial initiatives that generate positive impacts for stakeholders, market participants and the community at large.



Datuk Hj Faisyal Bin Datuk Yusof Hamdain Diego, Chairman of the Selection Committee (fourth from left, front row), presented the letters of acknowledgement to the approved charitable organisations, witnessed by Datuk Muhamad Umar Swift, Chief Executive Officer of Bursa Malaysia (third from left, front row)



Datuk Muhamad Umar Swift, Chief Executive Officer of Bursa Malaysia, presented the letters of appreciation to the participating brokers, witnessed by Emilia Tee Yoke Hoong, Director of Group Sustainability of Bursa Malaysia (sixth from left)

[Read more about Shares2share on page 13 of this report.](#)

MOVING FORWARD

Our CSR programmes will continue to focus on creating long-term positive impacts to uplift the livelihoods of our communities and contribute to an equitable future for all. We will keep expanding our collaborations with more partners and align our community investment strategies and initiatives with stakeholders to better meet the community's needs. In 2023, we will continue to expand our flagship CSR programmes such as re.Food and Sens-Ability, and develop the Shares2share securities donation scheme. With the return to pre-pandemic norms, we aspire to revive the Bursa Bull Charge, our charitable run, which was last held in 2019 due to disruptions from the pandemic.

Supply Chain Management

WHY IT MATTERS

The business community has a responsibility to play in steering sustainability within its own operations and also in its supply chains. The supply chain of a business can significantly impact the progress of sustainable development overall. For instance, a company that advocates ESG practices such as fair labour practices, efficient environmental management and anti-corruption practices in its supply chain will encourage its suppliers and vendors to embrace the same. A company's supply chain activities can also add value to the local economy through the support of local industries. This will not only contribute to the organisation's sustainability goals and commitments, but also to a better and more sustainable future for all.

AT A GLANCE



Key Progress:

- Established a vendor database to improve our understanding of our supply chain and build better relationships with our suppliers
- Issued a pilot Supplier Assessment Questionnaire to 18 selected vendors to better understand how suppliers or vendors manage their ESG impacts



Relevant Indicator:

- About 87% of our suppliers were local vendors and 94% of Bursa Malaysia's procurement budget was spent on local suppliers



OUR SUSTAINABILITY POLICY COMMITMENTS

- Advocate sustainability and capacity building
- Promote integrity and human rights across supply chains

OUR APPROACH

We employ a strategic procurement approach with individual divisions and departments being responsible for the purchase of products and services. Our procurement practices are overseen by the Strategic Procurement team and guided by the Group Purchasing Manual, which also consists of the Vendor Management Policy, the Purchasing Policy and the Contract Management Policy. Sustainability is one of the six principles of procurement of goods and services outlined in the Group Procurement Manual. Employees must take sustainability considerations into account when taking part in or conducting procurement activities.

We have in place a Fixed Tender Committee, which ensures the fair and objective award of contracts for purchases of goods and services of a certain value. The committee is chaired by the CFO for Tier 1 projects and by the CEO for Tier 2 projects. Tender Committee meetings are conducted once a month or as and when necessary.

Vendors who participate in our tender process are required to submit a Vendor Declaration Form, which includes an undertaking to comply with relevant Bursa Malaysia policies and not to engage in any form of corruption.

To ensure a sustainable and ethical supply chain, all our vendors must be registered with Bursa Malaysia and agree to comply with the Vendor Code of Conduct. Registered vendors are required to fulfil all our requirements, which include, among others, sound financial standing and overall performance history. These checks ensure the vendors we deal with have good standing in terms of financial health, anti-corruption policies and integrity. We are committed to working with our suppliers and vendors on a journey of continuous improvement.

OUR PROGRESS

Enhanced Vendor Management

In 2022, we enhanced our vendor management by establishing a vendor database. This enabled us to improve our understanding of our supply chain and build better relationships with our suppliers. The centralised vendor database replaced the manual registration process employed previously. It also enhanced the strategic procurement function by providing the departments with access to a list of approved vendors.

Supplier Assessment Questionnaire (SAQ)

The SAQ was designed to give us a better understanding of how our suppliers or vendors manage their ESG impacts. In 2022, we conducted a pilot SAQ for 18 selected vendors and will continue to expand the list. The questions included in the SAQ reflected the sustainability requirements that we expected from our suppliers to track their progress on this journey.



Support for Local Vendors

In 2022, about 87% of our suppliers were local vendors and 94% of Bursa Malaysia’s procurement budget was spent on local suppliers whose businesses were registered within Malaysia. There were no significant changes to our supply chain during the year.

MOVING FORWARD

We are committed to promoting a sustainable supply chain to advance our suppliers and vendors. As this is our first year of including Supply Chain Management as a material matter, we are still in a relatively nascent stage of development in terms of our strategies and approach. In light of that, we will be working towards developing a more holistic and integrated approach to sustainable supply chain management. Our immediate focus will be on enhancing our procurement process through automation and process streamlining. We will also be focusing on training our employees on the subject of sustainable procurement and expanding the SAQ to a larger pool of vendors and suppliers. In addition, we plan to introduce a capacity-building programme for suppliers, which will include developing an in-depth understanding of the causes for non-compliance with our sustainability requirements and driving improvements in the supply chain.

OUR REPORTING APPROACH



ABOUT THIS REPORT

This is Bursa Malaysia's 12th stand-alone Sustainability Report, dedicated to providing an update on our sustainability performance for each of our material matters. It is published alongside our Integrated Annual Report 2022 and available in digital form only. Further details and information related to our sustainability approach are available on our corporate website.

Reporting Period, Scope and Boundaries

This report covers Bursa Malaysia's sustainability matters across all our entities and operations in Malaysia from 1 January 2022 to 31 December 2022, unless otherwise stated.

This report is focused on our progress against the commitments we have made in our Sustainability Policy, as well as the objectives set out in our Sustainability Roadmap 2021-2023, which are based on the 13 Material Matters that we identified in 2020. We have also taken into account an additional Material Matter that we identified in the materiality assessment conducted in 2022.

 *Read more about our 2022 materiality assessment on pages 102 to 104 of this report.*

Forward-Looking Statements

This report contains forward-looking statements that are meant to provide our stakeholders with the opportunity to understand our opinions and plans in respect of the future. These statements should not be construed as absolute guarantees or predictions of Bursa Malaysia's future outcomes. Readers are advised not to place undue reliance on them.

Reporting Guidelines, Standards and Frameworks

This report has been produced in compliance with the Bursa Malaysia Securities Berhad Main Market Listing Requirements and several international reporting guidelines, standards and frameworks, as follows:

Global Reporting Initiative (GRI) Standards


This report has been prepared in accordance with the framework and guidance provided by the latest GRI Universal Standards 2021. This report also meets the GRI reporting principles for defining report content, i.e.:



 *Read more about our GRI content index on pages 122 to 137 of this report.*

Sustainability Accounting Standards Board (SASB)

This is the second year that we have adopted the SASB reporting standards, which are industry-specific and focused on providing information that is likely to impact financial performance. Our disclosures are aligned with the SASB metrics specific to Security and Commodity Exchanges.

 *Read more about our SASB content index on pages 138 to 142 of this report.*

Task Force on Climate-related Financial Disclosures (TCFD)

Bursa Malaysia became an official supporter of the TCFD in 2018. We continue to align our processes and disclosures with the core elements of the TCFD recommendations, in line with the Enhanced Sustainability Reporting Framework.

 *Read more about our progress in adopting the TCFD recommendations on pages 54 to 58 of this report.*

 *Read more about the Enhanced Sustainability Reporting Framework on pages 10 to 11 of this report.*

Sustainable Development Goals (SDGs)

The SDGs constitute the blueprint that was agreed upon by 193 United Nations (UN) member states to address the world's most pressing issues by 2030, and they are the key to achieving a better and more sustainable future for all. We align our overall sustainability approach with the SDGs and focus our efforts on the areas where we can make the biggest contribution to sustainable development. This is also one of the frameworks recommended in our Sustainability Reporting Guide.

 *Read more about our contribution to the SDGs on pages 119 to 121 of this report.*

World Federation of Exchanges (WFE) Sustainability Principles

The WFE is a global industry association for exchanges and clearing houses that was founded in 1961. In 2014, a Sustainability Working Group (SWG) was formed to address issues and exchange best practices related to environmental, social and governance (ESG) considerations among the member exchanges. In 2018, the WFE published a set of five WFE Sustainability Principles to guide member exchanges in leading and promoting the sustainable finance agenda.

As a member of the WFE SWG since 2015, we are committed to promoting the Principles.

 *Read more about our WFE Sustainability Principles content index on page 143 of this report.*

The Ten Principles of the UN Global Compact (UNGC)

The UNGC is the largest voluntary corporate sustainability initiative in the world and supports the adoption of sustainable and socially responsible policies in accordance with the Ten Principles, covering areas such as human rights, labour, the environment and anti-corruption. As a UNGC member since 2020, we are committed to incorporating the Ten Principles of the UNGC into our strategies and operations.

[Read more about our Ten Principles of the UNGC content index on page 144 of this report.](#)

Sustainability-related indices

To meet the evolving needs of our stakeholders, we constantly benchmark and assess our sustainability strategies and practices against relevant indices. We have been a constituent of the FTSE4Good Bursa Malaysia (F4GBM) Index since its launch in 2014 and the Bloomberg Gender-Equality Index (GEI) since 2020.

[Read more about our quantitative disclosures related to these two indices on pages 145 to 155 of this report.](#)

Assurance

Internal Assurance:

To ensure the accuracy and integrity of our disclosures, this report has been reviewed by Bursa Malaysia's Internal Audit and has been approved by Bursa Malaysia's Audit Committee.

External Assurance:

As part of our continuous efforts to enhance our sustainability reporting, we have appointed Bureau Veritas, an independent verifier, to provide limited assurance on selected indicators in this report.

[Read more about the subject matter and scope of the assurance on pages 112 to 118 of this report.](#)

CONTACT US

We welcome feedback from our stakeholders as we continuously strive to better ourselves and contribute to a more sustainable future.

Any comments and queries may be addressed to:

Emilia Tee Yoke Hoong
Director, Group Sustainability
10th Floor, Exchange Square
Bukit Kewangan
50200 Kuala Lumpur, Malaysia

Tel: 03-2034 7335
Fax: 03-2072 0350
Email: yhtee@bursamalaysia.com

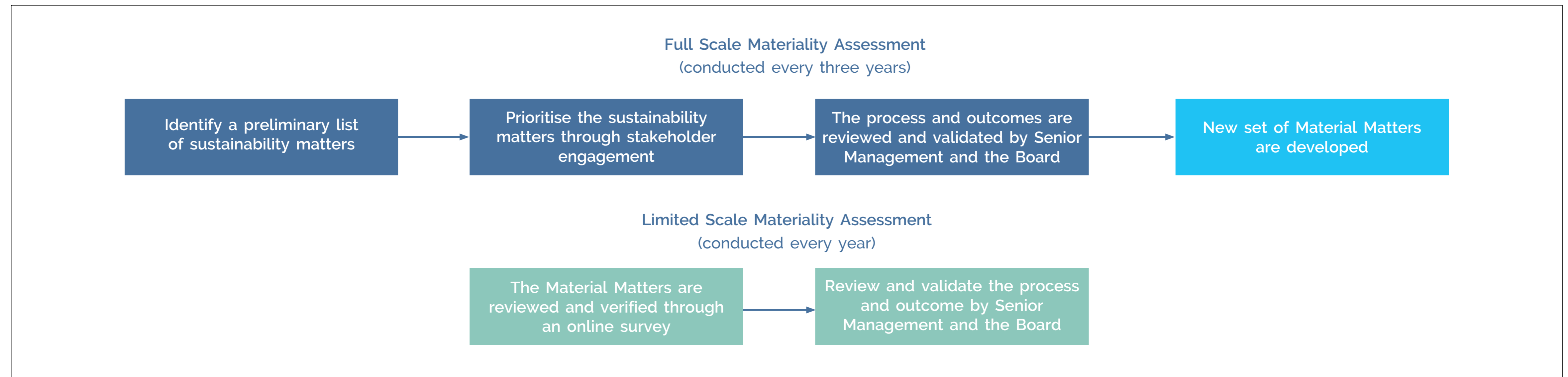
MATERIALITY ASSESSMENT

Our Approach to Materiality

Materiality assessment is integral to our sustainability journey as it helps us to align our sustainability impacts with our strategies. Conducting a materiality assessment enables us to identify and prioritise the economic, environmental and social (EES) issues that are significant to our stakeholders and business. It also allows us to identify the risks and opportunities of each sustainability issue (Material Matter) to better create positive impacts.

Our Material Matters have been instrumental in the development of our Sustainability Roadmaps and the scope of our sustainability reports. They are reviewed once a year through a limited scale materiality assessment and once every three years in a full-scale exercise. This ensures that our approach remains relevant and up to date with global trends and allows us to meet evolving stakeholder demands.

The process of a full-scale and limited-scale assessment is reflected in the diagram below:



Our last full-scale materiality assessment was completed in 2020, resulting in 13 Material Matters that were subsequently categorised into five Priority Areas. These Material Matters formed our strategic objectives and initiatives in the Sustainability Roadmap 2021-2023. The next full-scale materiality assessment will be due in 2023.

Materiality Matrix















To determine the priority of the Material Matters, the survey results were plotted on a materiality matrix according to the degree of materiality as well as relative importance of the Material Matters. The survey results, along with materiality matrix, were validated by the Management Committee and the Sustainability and Development Committee before they were approved by the Board of Directors.

Influence on Stakeholder Assessments and Decisions	Highly critical	<ul style="list-style-type: none"> ● Education and Capacity Building ● Workplace Environment ● Learning and Development ● Employee Engagement 	<ul style="list-style-type: none"> ● Cyber Security and Customer Privacy ● Anti-Fraud, Bribery and Corruption ● Market Integrity and Stability ● Economic Performance ● Innovation and Technology Excellence ● Sustainable Finance 	
	Critical	<ul style="list-style-type: none"> ● Climate Risks ● Environmental Footprint ● Community Investment ● Supply Chain Management 		
	Moderate			
		Moderate	Critical	Highly Critical
Significance of Bursa Malaysia's Economic, Environmental and Social Impacts				

- Strengthening Our Core
- Driving Our Growth
- Protecting Our Environment
- Advancing Our Communities
- Empowering Our Workforce

Our findings revealed that the results remained largely the same. The top three Material Matters were Anti-Fraud, Bribery and Corruption, Cyber Security and Customer Privacy, and Market Integrity and Stability, reflecting stakeholders' expectations of our roles as the frontline regulator and market operator. Environmental-related issues, such as Climate Risks and Environmental Footprint, although increased in ranking, were still rated relatively lower compared to other Material Matters. This is because our operations have a smaller negative environmental impact compared to most industries, which generally have larger carbon footprints. However, we recognise the importance of managing our environmental issues on a consistent basis, as we strive to lead by example and influence the market to accelerate the transition to a low-carbon economy.

In view of the comprehensive assessment held in 2020, we conducted a limited scale review via an online survey in 2022 to validate the identified 13 Material Matters. To align with the common material matters identified in the Bursa Malaysia's Enhanced Sustainability Reporting Framework that was announced on 26 September 2022, we included Supply Chain Management as the 14th Material Matter.

Material Matter	Definition
 Economic Performance	This relates to Bursa Malaysia's impacts on the economic conditions of its stakeholders and the wider economy. This includes the economic value generated and distributed by Bursa Malaysia.
 Market Integrity and Stability	This relates to Bursa Malaysia's efforts to maintain a comprehensive and robust regulatory and market safeguard frameworks to govern its operations and relevant market participants in a fair, orderly and efficient manner.
 Education and Capacity Building	This relates to Bursa Malaysia's efforts to raise standards among its public listed companies and market intermediaries as well as its investor education efforts.
 Cyber Security and Customer Privacy	This relates to Bursa Malaysia's efforts to protect the confidentiality and integrity of information and transactions relating to its business, operations, customers, strategic partners and all third parties.
 Sustainable Finance	This relates to Bursa Malaysia's efforts to support sustainable development and integration of sustainable and responsible principles in its marketplace. This includes promoting effective environmental, social and governance (ESG) disclosures and developing sustainability focused investment products.
 Innovation and Technology Excellence	This relates to Bursa Malaysia's innovation and digitalisation initiatives to unlock new capabilities or opportunities and to increase the efficiency and effectiveness of its operations.
 Climate Risks	This relates to Bursa Malaysia's efforts to identify climate-related risks and opportunities over short, medium and long term that could be significant for Bursa Malaysia.
 Environmental Footprint	This relates to Bursa Malaysia's efforts to reduce its environmental footprint and manage emissions resulting from its business activities. This includes energy consumption, water usage, waste management, recycling activities and other potential initiatives.
 Anti-Fraud, Bribery and Corruption	This relates to Bursa Malaysia's efforts to uphold high standards of integrity, governance and responsible business practices. This includes policies, procedures and initiatives to build awareness and prevent corruption within Bursa Malaysia.
 Workplace Environment	This relates to Bursa Malaysia's efforts to create a positive workplace environment that reflects its values. This includes promoting diversity and inclusion, providing a safe and healthy work environment, upholding human rights, and observing good labour practices and standards.
 Employee Engagement	This relates to efforts to connect with Bursa Malaysia's employees to create an engaged organisation. Employee engagement strategies can help improve productivity, reduce employee turnover, attract talent and help improve personnel performance.
 Learning and Development	This relates to Bursa Malaysia's education and training activities that enhance employees' knowledge, skills and competencies to achieve better work performance and support employees' future growth.
 Community Investment	This relates to Bursa Malaysia's corporate social responsibility initiatives, namely donations and sponsorships of activities and programmes for communities under the focus areas of environmental protection, financial literacy and poverty alleviation, including scholarships for the underprivileged.
 Supply Chain Management	This relates to Bursa Malaysia's supply chain activities that lead to value creation for the stakeholders. It covers the entire material and information flow, leading to the delivery of a product or service. It includes activities such as sourcing, procurement, vendor management, logistics and customer service.

STAKEHOLDER ENGAGEMENT

We strive to support the interests of our diverse stakeholders, who are critical to our value creation as they provide valuable support, insights and resources that contribute to our culture of excellence. We create an enabling environment that ensures the needs of our stakeholders are effectively heard and addressed.

This fosters trust in our markets and business, thus strengthening the network of people and organisations that influence sustainable growth. Our annual materiality survey to review our material matters is conducted with all stakeholder groups. We also regularly engage with our stakeholders through various platforms throughout the year.

FREQUENCY OF ENGAGEMENT

W Weekly **M** Monthly **H** Half-Monthly **BW** Bi-Weekly **Q** Quarterly

O Ongoing **N** When Needed **B** Bi-Monthly **A** Annually **HY** Half-Yearly



PUBLIC LISTED COMPANIES (PLCS), ISSUERS, POTENTIAL PLCS AND POTENTIAL ISSUERS

(including advisers and secretarial firms that act on their behalf)













WHY THEY MATTER

The activities and practices of the PLCs and listed issuers are central to creating a purpose-driven and high-performance market.

THEIR KEY NEEDS AND EXPECTATIONS

- Continuous education and training, especially in corporate governance (CG) and sustainability.
- Protect themselves against the implications of investigations and potential enforcement actions.
- Stay informed of market development initiatives, regulatory policies and proposed changes to listing requirements.

ENGAGEMENT PLATFORMS

- | | |
|---|---|
|  Meetings |  Advocacy programmes and workshops |
|  Public or Industry Consultations |  Promotional roadshows and seminars |
|  Focus Group Sessions or Dialogues |  Enquiries via Listing Advisory Portal |
|  Engagements through emails, phone calls, surveys or other means |  Bursa LINK |
|  Circular or directives |  Site visits |
|  Communication Notes or Guides |  Online platforms or websites |

RESPONSE

- Adopt a robust consultative approach to ensure our rules remain practical, relevant and proportionate.
- Regularly engage and provide comprehensive and targeted advocacy and educational programmes on key topics.
- Comprehensively review all investigations, with breaches fairly deliberated by an independent committee.
- Offer an avenue for parties dissatisfied with the enforcement actions to seek redress through the relevant appeal mechanism.
- Conduct advocacy programmes to enhance understanding of corporate disclosure obligations.

Material Matters:



INTERMEDIARIES

(including brokers, clearing participants, authorised direct members and authorised depository agents)












WHY THEY MATTER

Responsible conduct by intermediaries is crucial in ensuring investor protection and the orderliness of the market whilst building the resilience of our business.

THEIR KEY NEEDS AND EXPECTATIONS

- Remain informed and stay ahead of global and regional developments.
- Being consulted for feedback, support and participation of initiatives or projects, developments, and other key matters.
- Protection against the implications of investigations and potential enforcement actions.
- Keep the industry associations abreast of recent developments, initiatives, project launched or implemented and other key matters.
- Ways to increase the number of market participants in the Derivatives Market through the intermediaries (TPs).

ENGAGEMENT PLATFORMS

- | | |
|--|---|
|  Meetings or visits |  Circular or directives |
|  Public or industry consultations |  Communication Notes |
|  Focus group sessions or dialogues |  Advocacy or education programmes and workshops |
|  Engagements through emails, phone calls, surveys or other means |  Promotional roadshows and seminars |
|  Securities Market Operations Committee (SMOC) Meetings (SMOC comprises members from the stockbroking industry) |  Our website |
| |  Bursa Malaysia Computer Emergency Response Team |

RESPONSE

- Address and resolve all matters raised by the industry representatives during SMOC meetings.
- Conduct virtual briefings on relevant market developments.
- Organise education programmes relevant to intermediaries.
- Comprehensively review all investigations, with breaches fairly deliberated by an independent committee.
- Offer an avenue for parties dissatisfied with the enforcement actions to seek redress through the relevant appeal mechanism.
- Co-host conferences and seminars with TPs to gain more traction in the Derivatives Market.

Material Matters:



INVESTORS









WHY THEY MATTER

The priorities and perspectives of investors strongly shape Malaysia’s capital market landscape as well as the growth of our PLCs and the Malaysian economy.

THEIR KEY NEEDS AND EXPECTATIONS

- Stay informed of market development initiatives, regulatory policies and proposed changes to listing requirements.
- Manage and mitigate liquidity risk for existing and new products.
- Improve the availability of products available for trading.
- Enhance literacy in derivative products.

ENGAGEMENT PLATFORMS

-  Meetings
-  Public consultations
-  Focus group sessions or dialogues
-  Engagements through emails, phone calls, surveys or other means
-  Local and overseas conferences such as Invest Malaysia
-  Advocacy programmes and workshops
-  Our various digital touchpoints such as website and mobile applications
-  Social media platforms and channels such as Twitter, Facebook, Instagram and Telegram

RESPONSE

- Adopt a robust consultative approach to ensure our rules remain practical, relevant and proportionate.
- Broaden outreach via events and digital channels to raise awareness.
- Build new global intermediaries’ channels to provide services to their clients.
- Constantly review the suitability of existing products and services relevant to investors.
- Onboard market makers in providing constant liquidity to newly launched products.

Material Matters: 

SHAREHOLDERS

WHY THEY MATTER

Shareholders and Analysts provide strategic recommendations that contribute to the overall growth of Bursa Malaysia and the Malaysian capital markets.

THEIR KEY NEEDS AND EXPECTATIONS

- Continuous flow of information to shareholders.
- Bursa Malaysia’s value creation initiatives meet investors’ expectations.

ENGAGEMENT PLATFORMS

-  Annual Reports
-  Annual General Meetings
-  Meetings
-  Circulars
-  Our website
-  Investor Relations Portal

RESPONSE

- Maintain an open communication channel for any investors’ query.
- Highlight Bursa Malaysia’s latest initiatives, developments and performances.
- Disclose relevant information in public domains such as our website.

Material Matters: 

REGULATORS AND GOVERNMENT AGENCIES

WHY THEY MATTER

By working closely with regulators and government agencies, we can better guide companies and help them on regulatory updates and issues that enable a transparent, fair and orderly market, as well as drive the development of a vibrant and competitive capital market.

THEIR KEY NEEDS AND EXPECTATIONS

- Avoid duplication of work involving various regulatory breaches that Bursa is investigating.
- Ensure quality of PLC's corporate governance and sustainability practices or reporting.
- Ensure market development initiatives, products, services and regulatory framework governing the Malaysian capital market has the buy-in or relevant approvals from regulators and government agencies.
- Close regulatory gaps on supervision of intermediaries.

ENGAGEMENT PLATFORMS

-  Briefings, engagements and consultative sessions
-  Meetings or discussions
-  Jointly organised events or working groups
-  Reports regarding capital market developments or compliance with statutory obligations such as Annual Regulatory Report
-  Participation in various committees or working groups such as the Joint Committee on Climate Change

RESPONSE

- Ensure cooperation, coordination and exchange of information in investigation and enforcement of overlapping breaches with Securities Commission Malaysia (SC).
- Work closely with regulators and the government on market management measures, potential product and market developments, and regulatory initiatives.
- Collaborate with regulators and the government to roll out CG and sustainability initiatives or events for the capital market.
- Continue to keep the relevant regulators apprised of our latest products or services before implementation or launch.
- Closely monitor disclosures made by PLCs, with SC being informed of the formal queries raised by the Exchange.

Material Matters: 

INDUSTRY ASSOCIATIONS, PROFESSIONAL BODIES AND INDUSTRY EXPERTS







WHY THEY MATTER

They play an important role in providing a collective voice for the industry, guiding Bursa Malaysia on industry trends, innovation, public policy and other key matters.

THEIR KEY NEEDS AND EXPECTATIONS

- Keeping the industry associations abreast of recent developments, initiatives, projects launched or implemented and other key matters.
- Actively provide feedback on regulatory policies and rule amendments introduced by Bursa Malaysia.
- Enhance knowledge and understanding of Derivatives Market.
- Building in-depth knowledge and sophisticated understanding of utilising derivative instruments for risk management.

ENGAGEMENT PLATFORMS

-  Meetings
-  Public consultations
-  Focus group sessions or dialogues
-  Engagements through emails, phone calls
-  Joint committees or task forces with the industry such as SMOC
-  Collaborations with Islamic finance industry partners to organise Shariah Investing events

RESPONSE

- Conduct briefings on relevant developments in the market.
- Engage industry associations' representatives through SMOC meetings.
- Adopt a robust consultative approach to ensure that our rules remain practical, relevant and proportionate.
- Organise regular training or educational activities to improve the literacy on Derivatives Market.

Material Matters: 

ANALYSTS, RATING AGENCIES AND INDEX PROVIDERS

WHY THEY MATTER

Analysts, rating agencies and index providers provide strategic recommendations that contribute to the overall growth of Bursa Malaysia and the Malaysian capital markets.

THEIR KEY NEEDS AND EXPECTATIONS


- Continuous flow of information to analysts, rating agencies and index providers.
- Bursa Malaysia's strategic direction and management guidance on operational outlook.

ENGAGEMENT PLATFORMS

-  Annual Reports
-  Half-yearly analyst and media briefings
-  Meetings
-  Circulars
-  Our website
-  Investor Relations Portal

RESPONSE

- Maintain an open communication channel for queries from analysts, rating agencies and index providers.
- Highlight Bursa Malaysia's latest initiatives, developments and performance.
- Disclose relevant information in public domains such as the Investor Relations portal on our website.

Material Matters: 

EMPLOYEES









WHY THEY MATTER

Employees are the backbone of our organisation and growth. They drive and shape our purpose-driven culture change to align our core values with business strategies.

THEIR KEY NEEDS AND EXPECTATIONS

- Receive relevant and timely information in a structured manner.
- Keep up to date on key strategic plans and way forward.
- Constant engagement to ensure contribution and added value.

ENGAGEMENT PLATFORMS

-  Meetings and town halls (held virtually) with feedback sessions
-  Training and engagement sessions on various topics such as cyber security and social engineering tests
-  MY1818
-  Bursa@Work emails
-  Other employee engagements
-  MTeams (#Aperita)
-  Activities such as festive celebrations
-  Bursa VIBE

RESPONSE

- Revise strategy towards centralised communications and communication spectrums with effective channels that ensure the segregation of the information reaches the targeted audience.

Material Matters: 

VENDORS AND SUPPLIERS

WHY THEY MATTER

Our activities and operations depend on the products and services delivered by our vendors and suppliers, whose resources, materials and expertise improve our ability to meet our value-creation objectives.

THEIR KEY NEEDS AND EXPECTATIONS

- Products and services that meet Bursa Malaysia’s specifications and requirements.
- Best value for vendors, suppliers and Bursa Malaysia.

ENGAGEMENT PLATFORMS

- ▣ Meetings or Presentations
- ▣ Engagements through emails, phone calls
- ▣ Communication through tender notice, request for proposal and request for quotation
- ▣ Site visits
- ▣ Our website
- ▣ Tender briefings

RESPONSE

- Organise vendor briefings to ensure they understand our requirements before submitting proposal to ensure efficiency and fair competition.
- Negotiate with vendors to ensure the best value for Bursa Malaysia.

Material Matters: 

COMMUNITY GROUPS (including non-profit organisations (NGOs) who are beneficiaries of our community initiatives)

WHY THEY MATTER

Community engagement is an effective way to understand the needs of society at large, and allows us to contribute to Malaysia’s developments in an inspiring and meaningful manner.

THEIR KEY NEEDS AND EXPECTATIONS

- Adequate funding and support for social programmes benefiting the marginalised communities.
- Support for basic education and technology for bottom 40% or B40 children and families.
- Avoid duplication of support by funders for the same communities.

ENGAGEMENT PLATFORMS

- ▣ Meetings
- ▣ Engagements via phone calls, emails or letters
- ▣ Our website
- ▣ Trainings or webinars
- ▣ Programmes, events, relief and initiatives
- ▣ Scholarships
- ▣ Donations
- ▣ Volunteering activities

RESPONSE

- Pledge to contribute 1% of our profit after tax toward community projects that have positive impacts on society.
- Allocate budget based on the needs and urgency of the affected communities.
- Provide educational and technological tools for B40 children and families through reputable NGOs and charitable organisations.
- Continuous engagement and collaboration with other funders to support impactful community projects.

Material Matters: 

APPENDICES



EXTERNAL ASSURANCE STATEMENT



INDEPENDENT ASSURANCE STATEMENT

To: The Stakeholders of BURSA MALAYSIA BERHAD

Introduction and objectives of work

Bureau Veritas Certification (M) Sdn. Bhd (Bureau Veritas) has been engaged by Bursa Malaysia Berhad to perform an independent limited assurance of selected performance indicators and statements within the Sustainability Report 2022.

This Assurance Statement applies to the related information included within the scope of work described below for the period from 1 January 2022 to 31 December 2022. The overall objective of this process is to provide assurance to Bursa Malaysia Berhad's stakeholders over the accuracy, reliability and objectivity of the Selected Disclosure presented in the Sustainability Report 2022.

Responsibilities

The preparation and presentation of the Selected Disclosure is the sole responsibility of the management of Bursa Malaysia Berhad. Bureau Veritas was not involved in the preparation of the Disclosure. Our responsibilities were to:

- Perform limited assurance on whether the Selected Information has been appropriately and accurately prepared;
- Establish an independent conclusion based on the assurance procedures performed and evidence obtained; and
- Report our conclusions to the management of Bursa Malaysia Berhad.

Scope of work

The Selected Disclosure within the Sustainability Report 2022 which we provided limited assurance were:

- Gender Pay Ratio;
- Selected Data under Learning Development - Total Training Hours (TTH), TTH by Gender, TTH by Employee Category;
- Water Consumption; and
- Greenhouse gas emissions (GHG).



For GHG emissions, the scope of our work was limited to assurance of Bursa's Scope 1, 2 and selected Scope 3 GHG emissions data for Bursa Malaysia Berhad's operations located at the Main Building, Annex Building and the Disaster Recovery Centre. The scope was further expanded to cover the verification of the carbon neutrality program carried out in 2022 for Bursa Malaysia Berhad's 2021 GHG emissions.

The boundary of the verification included the following GHG emissions and associated data from the activities under Bursa Malaysia Berhad's operational control for the following:

- Direct emission (Scope 1) which comprised fuel consumption for standby generators, fuel consumption for vehicles owned by Bursa Malaysia Berhad and fugitive emissions from the cooling system;
- Indirect emissions (Scope 2) from the purchase of electricity, location and market based; and
- Selected other Indirect emissions (Scope 3):
 - Business travel (air and land travel)
 - Employee commuting and homeworking
 - Use of raw materials (paper and water)
 - Wastes disposal (domestic and hazardous wastes)

Assessment Standard

Our overall verification was conducted with reference to International Standard on Assurance Engagements (ISAE) 3000 (revised), Assurance Engagements other than Audits or Reviews of Historical Financial Information, International Framework for Assurance Engagements, Bureau Veritas' standard procedures and guidelines for external Verification/Assurance of Sustainability Reports, based on current best practice in independent assurance.

For GHG emissions, the methodology and standards below were applied:



- ISO 14064-1:2018 Greenhouse gases - Part 1: Specification with guidance at the organization level for quantification and reporting of greenhouse gas emissions and removals;
- ISO 14064-3: 2019 Specification with guidance for the verification and validation of greenhouse gas statements; and
- Greenhouse Gas Protocol Corporate Standard and Corporate Value Chain (Scope 3) Standard.

Methodology

As part of its independent assurance, Bureau Veritas undertook the following activities:

1. Interviewed key personnel responsible for collating information and writing various parts of the statement in order to substantiate the veracity of the claims;
2. Reviewed internal and external documentation;
3. Reviewed and verified the accuracy of data collected from various sources and that are presented in the statement; and
4. Audited performance data.

Additionally, for GHG, in accordance with the ISO 14064-3, we performed the following activities:

- Assessed the appropriateness of the information included in the GHG reporting;
- Conducted on-site visit to the sites to witness the equipment or meters used to record the GHG data;
- Reviewed the data collection procedure and consolidation processes used to compile the GHG Information, including the assumptions made, the data scope and reporting boundaries;
- Reviewed the internal and external documentation used in the calculation of the GHG emissions and reporting including the sources of the emission factors;
- Confirmed that electricity is only sourced from the grid, hence the Scope 2 emissions for both the location and market based are the same;
- Performed a selection of aggregation calculations of the information provided; and



- Reviewed Verra Registry projects to confirm the purchase of Voluntary Carbon Units (VCUs) by Bursa Malaysia Berhad were from two Verra registered projects as part of their commitment to Carbon Neutrality.

Conclusion

On the basis of our methodology and the activities described above for the agreed scope, nothing has come to our attention to indicate that the reviewed statements of the Selected Disclosure are inaccurate and the information included therein is not fairly stated.

Based on the scope of the verification process, the following represents Bureau Veritas's opinion:

- Bursa Malaysia Berhad has established appropriate systems for the collection, aggregation and analysis of quantitative data such as key performance;
- Gender pay gap or gender wage gap is the average difference between the remuneration for male and female employees for all categories such as senior management, middle management, executive and non-executive. Gender Pay Ratio as of December 2022 is 1:1 based on the total paid salary excluding bonus, for male and female employees.
- Bursa Malaysia Berhad provided a total of 16,765.61 average training hours in 2022, which was 7,702.88 hours for male employees and 9062.72 hours for female employees. A total of 24.30 average training hours for male employees and 31.14 average training hours for female employees.
- Annual training shows that all categories of employees are involved whereby the training hours for senior management is 20.94 hours, middle management is 28.56 hours, executive is 28.95 hours and non-executive is 22.53 hours.
- The total amount allocated for training is RM 1,434,681 for learning and development in 2022 which is the same as reported.



- We found that Bursa Malaysia Berhad has established 6 partnership programs with professional certification institutions such as Chartered Financial Analyst (CFA) Institute, Securities Industry Development Corporation (SIDC), Association of Chartered Certified Accountants (ACCA), Financial Information Services Division (FISD), Asia Securities Industry & Financial Markets Association (ASIFMA) and Project Management Institute (PMI).
- In 2022, Bursa Malaysia Berhad has received the Recognised Employer Partner and ACCA Approved Employer awards for both Trainee Development and Professional Development from the CFA Society Malaysia.
- There are two sources of incoming water supply to Bursa Malaysia Berhad, namely the water supply by the utility company and the underground water which is collected and treated for consumption of cooling tower system. The water supplied from the utility company was evident through the monthly bills while for the underground water is from the flowmeter reading supplied to the cooling tower which is recorded on monthly basis. The volume reported in the Sustainability Report 2022, 61,463.41 m3 is found to be correct.

For the GHG emissions, it is our opinion that:

- The Carbon Neutrality programme that was carried out in 2022 to offset the 2021's emissions is confirmed;
- The level of accuracy of GHG emissions data included in the Bursa Malaysia Berhad's Sustainability Report 2022 is fair, acceptable and presented in an appropriate manner;
- The personnels responsible for the data were able to reliably demonstrate the origin(s) and interpretation of data contained in the report;
- Bursa Malaysia Berhad has applied the latest emission factor published by the Energy Commission of Malaysia for Peninsular Malaysia;
- The following GHG emissions were confirmed as below;



Greenhouse gas emissions (tCO ₂ e)		
Scope 1	Scope 2	Scope 3
194.73	7,216.77	1,532.97
Other Indirect (Scope 3) Categories (tCO ₂ e): <ul style="list-style-type: none"> • Business travel (air and land travel) = 123.38 • Employee commuting and homeworking = 1,176.36 • Use of raw materials (paper and water) = 30.49 • Wastes disposal (domestic and hazardous wastes) = 202.74 		

Limitations and exclusions

The verification process was subjected to the following limitations:

- Activities outside of the defined reporting period;
- Scope outside the defined Selected Disclosure;
- Contractor or third-party data;
- Positional statements (expressions of opinion or future intention by Bursa Malaysia Berhad) and statements of future commitment;
- Data identified by Bursa Malaysia Berhad for non-inclusion, geographical operations/activities excluded, subsidiaries, etc; and
- For GHG emissions, the verification was designed to provide a limited assurance whether the GHG emissions is presented fairly, in all material aspects, and in accordance with the reporting criteria. It was not intended to provide assurance of Bursa Malaysia Berhad's ability to achieve its climate related targets, expectations or ambitions.

This limited assurance engagement relies on a risk based selected sample of data and the associated limitations that this entails. This independent statement should not be relied upon to detect all errors, omissions or misstatements that may exist.



Statement of Independence, Integrity and Competence

Bureau Veritas is an independent professional services company that specialises in Quality, Health, Safety, Social and Environmental management with more than 190 years history in providing independent assurance services, and an annual turnover in 2022 of EUR 5,650.6 million.

Bureau Veritas has implemented a Code of Ethics across the business to maintain high ethical standards among staff in their day to day business activities. We are particularly vigilant in the prevention of conflicts of interest. No member of the assurance team has a business relationship with Bursa Malaysia Berhad, its Directors or Managers beyond that required of this assignment. We have conducted this verification independently, and there has been no conflict of interest.

The verification team has extensive experience in conducting assurance over environmental, social, ethical and health and safety information, systems and processes, has over years of combined experience in this field and an excellent understanding of The Bureau Veritas Group standard methodology for the verification/assurance of sustainability report and greenhouse gas emissions data.

Attestation:

Bureau Veritas Certification (M) Sdn. Bhd

Kuala Lumpur, Malaysia

28 February 2023

Aminah Ang
GHG LEAD VERIFIER

Kamaruzaman Bin Mohamed
LEAD VERIFIER



Ahmad Hamdi Mat Yusof
CERTIFICATION MANAGER




Nizam Richard
PROJECT MANAGER




For more information on our Assurance/Verification Service:

nizam.richard@bureauveritas.com

SDGs IN ACTION

SDG	SDG Targets	Progress & Achievements in 2022	Page
	1.5: By 2030, build the resilience of the poor and those in vulnerable situations and reduce their exposure and vulnerability to climate-related extreme events and other economic, social and environmental shocks and disasters.	<ul style="list-style-type: none"> Provided assistance to communities in line with our third CSR Pillar: Poverty Alleviation and Disaster Relief, which included, among others, providing support to students' families who lost one or both parents to COVID-19, helping families and individuals impacted by the floods and providing sustenance to the communities in need. 	87-88
	4.3: By 2030, ensure equal access for all women and men to affordable and quality technical, vocational and tertiary education, including university.	<ul style="list-style-type: none"> Supported 19 students from B40 communities to pursue undergraduate courses at local universities in 2022. Supported two scholars from underprivileged families to pursue a full-time professional ACCA Programme under the Malaysian Professional Accountancy Centre. 	84
	4.4: By 2030, substantially increase the number of youth and adults who have relevant skills, including technical and vocational skills, for employment, decent jobs and entrepreneurship.	<ul style="list-style-type: none"> Sponsored Yayasan Pelajaran MARA's Program Pintar, which aimed to reduce the education gap between urban and rural communities and school dropouts that were increasing due to poverty. Provided sustenance to autistic children from low-income households studying at IDEAS Autism Centre (IAC). 	88
			88
	4.6: By 2030, ensure that all youth and a substantial portion of adults, both women and men, achieve literacy and numeracy.	<ul style="list-style-type: none"> Launched the #MyFirstTrade# campaign to encourage more women to begin their investing journey in the market. Organised the Bursa Investment Quiz Competition 2022 to improve investment literacy of millennials. Organised the Bursa Inter-Varsity Stock Challenge 2022 to create investment awareness and provide students with simulated trading experience. Organised various investor education programmes for members of the public. Conducted various sessions of Sens-Ability, which were aimed at improving the financial and investment literacy levels of the general public. The Bursa Academy website attracted 160,779 visitors with 712,971 page views. 	27
			28
28			
4.7: By 2030, ensure that all learners acquire the knowledge and skills needed to promote sustainable development, among others, through education for sustainable development and sustainable lifestyles, human rights, gender equality, promotion of culture of peace and non-violence, global citizenship and appreciation of cultural diversity and of culture's contribution to sustainable development.	<ul style="list-style-type: none"> Conducted various advocacy programmes on corporate governance and sustainability. The Bursa Sustain website attracted 151,140 visitors with 364,130 page views. 	26-30	
		31, 84	
		30	
		24, 45	
		30	

SDG	SDG Targets	Progress & Achievements in 2022	Page
	5.5: Ensure women's full and effective participation and equal opportunities for leadership at all levels of decision-making in political, economic and public life.	<ul style="list-style-type: none"> Launched the #MyFirstTrade# campaign and continued the Equality4Equity Campaign to close the gender investing gap in conjunction with International Women's Day and the Ring the Bell for Gender Equality initiative. Included in Bloomberg Gender-Equality Index 2022. Extended maternity leave to 98 days and revised the maximum weekly working hours as well as paternity leave for married male employees. 	27 71 71
	8.3: Promote development-oriented policies that support productive activities, decent job creation, entrepreneurship, creativity and innovation, and encourage the formalisation and growth of micro-, small- and medium-sized enterprises, including through access to financial services.	<ul style="list-style-type: none"> The LEAP Market had five newly listed small and medium-sized enterprises. 	43
	10.1: By 2030, progressively achieve and sustain income growth of the bottom 40 per cent of the population at a rate higher than the national average.	<ul style="list-style-type: none"> Number of cooperatives trading on Bursa Suq Al-Sila' (BSAS) grew to 117. Pledged to support a project to improve the socioeconomic status and education of the Orang Asli communities in Carey Island. 	44 88
	10.5 Improve the regulation and monitoring of global financial markets and institutions and strengthen the implementation of such regulations.	<ul style="list-style-type: none"> Continued to provide necessary rules and regulations, as well as implement market management measures to ensure the market was operating in a fair and orderly manner. 	21
	12.3: By 2030, halve per capita global food waste at the retail and consumer levels and reduce food losses along production and supply chains, including post-harvest losses.	<ul style="list-style-type: none"> Collected and donated close to 14,000 kg of food from five participating corporates through our re.Food initiative. Installed a composting machine at our office and diverted 1,191 kg of food waste from being sent to the landfill. 	85-86 63
	12.5: By 2030, substantially reduce waste generation through prevention, reduction, recycling and reuse.	<ul style="list-style-type: none"> Recycled 11,725 kg of paper, 30 kg of plastic, 360 kg of metal or glass, and 3,595 kg of fabric-based items. Published the Bursa Malaysia Waste Disposal and Recycling Guide, as well as the Personal Net Zero Emissions Guide to promote responsible consumption and guide employees in living a low-carbon lifestyle. Supported Zero Waste Malaysia in its goal of enhancing the general public's awareness about zero waste through the Trash Encyclopedia and Trashpedia website, as well as the Zero Waste Festival. 	62-63 62 87, 91
	12.6: Encourage companies, especially large and transnational companies, to adopt sustainable practices and to integrate sustainability information into their reporting cycle.	<ul style="list-style-type: none"> Published five guidebooks under the Public Listed Companies Transformation (PLCT) Programme. Conducted various advocacy programmes in the areas of corporate governance and sustainability. Issued the Enhanced Sustainability Reporting Framework with the aim of elevating the sustainability practices and disclosures of our PLCs. 	24-25 24, 45 10-11, 45

SDG	SDG Targets	Progress & Achievements in 2022	Page
	13.3: Improve education, awareness-raising and human and institutional capacity on climate change mitigation, adaptation, impact reduction and early warning.	<ul style="list-style-type: none"> Organised climate change and TCFD reporting workshops for PLCs. Published the Personal Net Zero GHG Emissions Guide to guide employees in living a low-carbon lifestyle. 	24, 45 62
	16.5: Substantially reduce corruption and bribery in all their forms.	<ul style="list-style-type: none"> Conducted corruption risk assessment across Bursa Malaysia's operations to assess our risk exposure to corruption, bribery and fraud. Continued to carry out training and awareness sessions to increase and improve awareness of anti-fraud, bribery and corruption matters among employees and the Board of Directors. 	69 69
	17.17: Encourage and promote effective public, public-private and civil society partnerships, building on the experience and resourcing strategies of partnerships.	<ul style="list-style-type: none"> Partnered with financial institutions for the #financing4ESG initiative. Partnered with the London Stock Exchange Group to expand the calculation of ESG scores to all PLCs listed on the Main and ACE Markets. Partnered with the Malaysian Palm Oil Certification Council to share information and knowledge, including exploring opportunities to develop and promote sustainability-related initiatives in the palm oil industry. Participated in various working groups and committees to advance the sustainability agenda of the capital market. 	42 43 43 46-47, 154-155

GRI CONTENT INDEX

Statement of use	Bursa Malaysia has reported in accordance with the GRI Standards for the period of 1 January 2022 to 31 December 2022, unless otherwise stated.
GRI 1 used	GRI 1: Foundation 2021
Applicable GRI Sector Standard(s)	Not applicable

GRI STANDARD/ OTHER SOURCE	DISCLOSURE	LOCATION	OMISSION		
			REQUIREMENT(S) OMITTED	REASON	EXPLANATION
GRI 2: General Disclosures 2021	The organisation and its reporting practices				
	2-1	Organisational details	<ul style="list-style-type: none"> Bursa Malaysia Berhad Headquarters: Kuala Lumpur, Malaysia Country of Operation: Malaysia IAR2022: Group Corporate Structure; pages 12-13 		
	2-2	Entities included in the organisation's sustainability reporting	<ul style="list-style-type: none"> All our entities and operations in Malaysia, except selected data under Environmental Footprint where we excluded Labuan International Financial Exchange's operations, are included in our SR Both SR and IAR cover all our entities and operations in Malaysia as stated in the the Group Corporate Structure of IAR2022, on pages 12-13 IAR2022: Notes to the Financial Statements; pages 177-193 		
2-3	Reporting period, frequency and contact point	<ul style="list-style-type: none"> Annually and covers the reporting period from January to December Reporting period: 1 January 2022 to 31 December 2022 Publication date: 1 March 2023 Emilia Tee Yoke Hoong Director, Group Sustainability 10th Floor, Exchange Square Bukit Kewangan 50200 Kuala Lumpur, Malaysia Tel: 03-2034 7335 Fax: 03-2072 0350 Email: yhtee@bursamalaysia.com 			

GRI STANDARD/ OTHER SOURCE	DISCLOSURE	LOCATION	OMISSION			
			REQUIREMENT(S) OMITTED	REASON	EXPLANATION	
GRI 2: General Disclosures 2021	2-4	Restatements of information	<ul style="list-style-type: none"> Water consumption for 2020 and 2021, pages 63, 152 Employee breakdown by gender; page 143 Employee breakdown by gender and management categories; page 144 Employee breakdown by age and management categories; page 144 Employee breakdown by ethnicity and management categories; page 145 Employee breakdown by nationality; page 145 Employees promoted by gender; pages 73, 146 Employee turnover by gender; page 73, 147 			
	2-5	External assurance	<p>A five-year assurance plan for our sustainability reports (SRs) was presented and approved by the Corporate Sustainability Committee in 2019. We started with internal assurance for SR2019 and moved towards obtaining external assurance for the first time, which covered GHG emissions in SR2021. In 2022, we presented the proposal to expand the scope of the assurance to the Management Committee and subsequently the proposal was approved to cover more indicators in SR2022.</p> <p>Bureau Veritas Certification (Malaysia) Sdn Bhd, an independent third party verifier, has been appointed to perform external assurance on selected indicators of SR2022, which include:</p> <ul style="list-style-type: none"> - GHG Emissions (Scope 1, 2 and 3) - Water Consumption - Gender Pay Ratio - Selected data under Learning and Development, such as Total Training Hours <p>The statement of assurance can be found in pages 112-118 of our SR2022.</p>			
	Activities and workers					
2-6	Activities, value chain and other business relationships	<p>Industry Classification Benchmark (ISB) Supersector: Financial Services Sector: Investment Services</p> <p>IAR2022: Who We Are; pages 5-9 IAR2022: Our Value Creation Model; pages 34-37 SR2022: Supply Chain Management; pages 96-97 IAR2022: Who We Are - Our Strategic Alliances; page 11 IAR2022: Chairman's Statement; pages 20-25 IAR2022: Chief Executive Officer's Review; pages 26-31</p>				

GRI STANDARD/ OTHER SOURCE	DISCLOSURE		LOCATION	OMISSION		
				REQUIREMENT(S) OMITTED	REASON	EXPLANATION
GRI 2: General Disclosures 2021	2-7	Employees	<ul style="list-style-type: none"> SR2022: Performance Data Table; page 143-147 Numbers are reported in headcount and at the end of the reporting period Majority of our employees are employed on a full-time permanent basis. For job grades of Executive Vice President and above, they are offered a fixed-term contract. We also have normal contract staff made up mostly of previous full-time permanent employees who have reached their retirement ages and were offered to continue their service in the company. Proteges, graduate talents, interns, as well as part time contract staff make up the temporary employees. They are attached to the company for a fixed duration or hired to assist on specific projects for the organisation. There are no significant fluctuations in the number of employees during the reporting period or between reporting periods. 			
	2-8	Workers who are not employees		2-8-a (i) and (ii)	Information unavailable/incomplete	Work required is on a third-party agreement basis and very much outcome based. Difficulty to obtain as data not based on full-time employment or headcount.
				2-8-b (i) and (ii)		
	2-8-c					
	Governance					
2-9	Governance structure and composition	<ul style="list-style-type: none"> SR2022: Our Sustainability Approach; page 6 IAR2022: Our Leadership - Who Governs Us; pages 98-107 IAR2022: Our Governance - Corporate Governance Overview; pages 116-125 CG Report Website: https://www.bursamalaysia.com/about_bursa/about_us/corporate_governance/governance_model 				
2-10	Nomination and selection of the highest governance body	<ul style="list-style-type: none"> IAR2022: Our Governance - Corporate Governance Overview; pages 116-125 				
2-11	Chair of the highest governance body	<ul style="list-style-type: none"> The chair of the Board of Directors, Tan Sri Abdul Wahid Omar, is an independent non-executive director. 				

GRI STANDARD/ OTHER SOURCE	DISCLOSURE	LOCATION	OMISSION			
			REQUIREMENT(S) OMITTED	REASON	EXPLANATION	
GRI 2: General Disclosures 2021	2-12	Role of the highest governance body in overseeing the management of impacts	<ul style="list-style-type: none"> SR2022: Our Sustainability Approach; page 6 SR2022: Our Reporting Approach; pages 99-110 CG Report 			
	2-13	Delegation of responsibility for managing impacts	<ul style="list-style-type: none"> SR2022: Our Sustainability Approach; page 6 CG Report 			
	2-14	Role of the highest governance body in sustainability reporting	<ul style="list-style-type: none"> SR2022: Our Reporting Approach; pages 99-110 			
	2-15	Conflicts of interest	<ul style="list-style-type: none"> IAR2022: Our Governance - Corporate Governance Overview; pages 116-125 IAR2022: Our Governance - Statement on Internal Control and Risk Management; pages 132-143 			
	2-16	Communication of critical concerns	<ul style="list-style-type: none"> SR2022: Anti-Fraud, Bribery and Corruption; page 67 Website: https://www.bursamalaysia.com/about_bursa/about_us/corporate_governance/whistleblower_policy_and_procedure 			
			<ul style="list-style-type: none"> SR2022: Anti-Fraud, Bribery and Corruption; page 69 			
	2-17	Collective knowledge of the highest governance body	<ul style="list-style-type: none"> CG report 			
	2-18	Evaluation of the performance of the highest governance body	<ul style="list-style-type: none"> IAR2022: Our Governance - Corporate Governance Overview; pages 116-125 CG Report 			
	2-19	Remuneration policies	<ul style="list-style-type: none"> IAR2022: Our Governance - Corporate Governance Overview; pages 116-125 IAR2022: Notes to the Financial Statements; pages 198-199 Website: https://www.bursamalaysia.com/about_bursa/about_us/corporate_governance/board_remuneration_policy 			
2-20	Process to determine remuneration	<ul style="list-style-type: none"> IAR2022: Our Governance - Corporate Governance Overview; pages 116-125 IAR2022: Notes to the Financial Statements; pages 198-199 				

GRI STANDARD/ OTHER SOURCE	DISCLOSURE		LOCATION	OMISSION			
				REQUIREMENT(S) OMITTED	REASON	EXPLANATION	
GRI 2: General Disclosures 2021	2-21	Annual total compensation ratio		2-21-a, b, c	Confidentiality constraints	Salary and compensation package is confidential information as per company policy.	
	Strategy, policies and practices						
	2-22	Statement on sustainable development strategy	<ul style="list-style-type: none"> IAR2022: Chairman's Statement; pages 20-25 IAR2022: Chief Executive Officer's Review; pages 26-31 SR2022: A Message from Our Chairman and Chief Executive Officer; pages 3-4 				
	2-23	Policy commitments	<ul style="list-style-type: none"> SR2022: Our Sustainability Approach; pages 8-9 Sustainability Policy: https://www.bursamalaysia.com/sites/5d809dcf39fba22790cad230/assets/606ed59939fba21d39f9a57a/Sustainability_Policy_clean_-_Amended_08042020.pdf Code of Ethics: https://www.bursamalaysia.com/sites/5d809dcf39fba22790cad230/assets/5ed1030139fba23a9a307e56/Simplified_Code_of_Ethics_290520_clean.pdf Anti-Corruption Policy: https://www.bursamalaysia.com/sites/5d809dcf39fba22790cad230/assets/5ed102fb5b711a61e50cd9a7/Anti-Corruption_Policy290520_clean.pdf Vendor Code of Conduct: https://www.bursamalaysia.com/sites/5d809dcf39fba22790cad230/assets/5fd31a885b711a16a85efee6/Vendor_Code_of_Conduct_GCFS.pdf Vendors who participate in our tender process are required to submit a Vendor Declaration Form, which includes an undertaking to comply with relevant Bursa Malaysia policies and not to engage in any form of corruption. To ensure a sustainable and ethical supply chain, all our vendors must be registered with Bursa Malaysia and agree to comply with the Vendor Code of Conduct. 				
	2-24	Embedding policy commitments	<ul style="list-style-type: none"> SR2022: Our Sustainability Approach; pages 6-9 				
	2-25	Processes to remediate negative impacts	<ul style="list-style-type: none"> SR2022: Anti-Fraud, Bribery and Corruption; pages 67-69 IAR2022: Our Governance - Audit Committee Report; page 145 Website: https://www.bursamalaysia.com/about_bursa/about_us/corporate_governance/whistleblower_policy_and_procedure 				

GRI STANDARD/ OTHER SOURCE	DISCLOSURE	LOCATION	OMISSION			
			REQUIREMENT(S) OMITTED	REASON	EXPLANATION	
GRI 2: General Disclosures 2021	2-26	Mechanisms for seeking advice and raising concerns	<ul style="list-style-type: none"> SR2022: Anti-Fraud, Bribery and Corruption; page 67 Website: https://www.bursamalaysia.com/about_bursa/about_us/corporate_governance/whistleblower_policy_and_procedure 			
	2-27	Compliance with laws and regulations	<ul style="list-style-type: none"> SR2022: Cyber Security and Customer Privacy; page 34 SR2022: Environmental Footprint; page 63 SR2022: Appendices - SASB Content Index; pages 135-139 	2-27-c, d	Not applicable	No incident of non-compliance
	2-28	Membership associations	<ul style="list-style-type: none"> We hold memberships in various international and local organisations, including in those with a focus on sustainability. These enable us to remain up to date with the latest developments relevant to our industry. Our memberships include: <ul style="list-style-type: none"> – Asian and Oceanian Stock Exchanges Federation (AOSEF) – Asia-Pacific Central Securities Depository Group (ACG) – Association of National Numbering Agencies (ANNA) – Futures Industry Association (FIA) – International Organisation of Securities Commissions (IOSCO) – Organisation of Islamic Cooperation (OIC) – Exchanges Forum (OIC Exchanges Forum) – Sustainable Stock Exchanges (SSE) Initiative – World Federation of Exchanges (WFE) – World Islamic Economic Forum (WIEF) – Intermarket Surveillance Group (ISG) – Islamic Financial Services Board (IFSB) SR2022: Sustainable Finance; page 46 			
	Stakeholder Engagement					
	2-29	Approach to stakeholder engagement	<ul style="list-style-type: none"> SR2022: Our Reporting Approach – Stakeholder Engagement; pages 105–110 			
	2-30	Collective bargaining agreements	<ul style="list-style-type: none"> SR2022: Workplace Environment; page 71 SR2022: Performance Data Table; page 147 The working conditions and terms of employment of these employees are not influenced by or determined based on other collective bargaining agreements 			

GRI STANDARD/ OTHER SOURCE	DISCLOSURE	LOCATION	OMISSION		
			REQUIREMENT(S) OMITTED	REASON	EXPLANATION
Material Topic					
GRI 3: Material Topics 2021	3-1	Process to determine material topics	• SR2022: Our Reporting Approach; pages 99–110		
	3-2	List of material topics	• SR2022: Our Reporting Approach - Materiality Assessment; pages 102–104		
Topic-Specific Disclosures: Material Matters					
Strengthening Our Core					
Economic Performance					
GRI 3: Material Topics 2021	3-3	Management of material topics	<ul style="list-style-type: none"> • SR2022: Economic Performance; pages 16-18 • IAR2022: Our Investment Proposition; pages 10-11 • IAR2022: Chairman's Statement; pages 20-25 • IAR2022: Chief Executive Officer's Review; pages 26-31 • IAR2022: Our Value Creation Model; pages 34-37 • IAR2022: Market Highlights; pages 40-42 • IAR2022: Management Discussion and Analysis; pages 49-84 		
GRI 201: Economic Performance 2016	201-1	Direct economic value generated and distributed	• SR2022: Economic Performance; page 18		
Market Integrity and Stability					
GRI 3: Material Topics 2021	3-3	Management of material topics	<ul style="list-style-type: none"> • SR2022: Market Integrity and Stability; pages 19-21 • SR2022: Performance Data Table; page 142 • IAR2022: Marketplace Report: Fair and Orderly Markets; pages 126-131 		
Education and Capacity Building					
GRI 3: Material Topics 2021	3-3	Management of material topics	• SR2022: Education and Capacity Building; pages 22-31		
Cyber Security and Customer Privacy					
GRI 3: Material Topics 2021	3-3	Management of material topics	<ul style="list-style-type: none"> • SR2022: Cyber Security and Customer Privacy; pages 32-34 • IAR2022: Market Trends and Approach; page 52 • IAR2022: Key Risks and Opportunities; page 56 		

GRI STANDARD/ OTHER SOURCE	DISCLOSURE	LOCATION	OMISSION		
			REQUIREMENT(S) OMITTED	REASON	EXPLANATION
GRI 418: Customer Privacy 2016	418-1 Substantiated complaints concerning breaches of customer privacy and losses of customer data	<ul style="list-style-type: none"> SR2022: Cyber Security and Customer Privacy; page 34 SR2022: SASB Content Index; page 138 			
Driving Our Growth					
Sustainable Finance					
GRI 3: Material Topics 2021	3-3 Management of material topics	<ul style="list-style-type: none"> SR2022: Sustainable Finance; pages 37-47 			
Innovation and Technology Excellence					
GRI 3: Material Topics 2021	3-3 Management of material topics	<ul style="list-style-type: none"> SR2022: Innovation and Technology Excellence; pages 48-51 IAR2022: Our Strategy; pages 59-61 			
Protecting Our Environment					
Climate Risks					
GRI 3: Material Topics 2021	3-3 Management of material topics	<ul style="list-style-type: none"> SR2022: Climate Risks; pages 54-58 			
GRI 201: Economic Performance 2016	201-2 Financial implications and other risks and opportunities due to climate change	<ul style="list-style-type: none"> SR2022: Climate Risks; pages 55-58 			
Environmental Footprint					
GRI 3: Material Topics 2021	3-3 Management of material topics	<ul style="list-style-type: none"> SR2022: Environmental Footprint; pages 59-63 			
GRI 302: Energy 2016	302-1 Energy consumption within the organisation	<ul style="list-style-type: none"> SR2022: Environmental Footprint; pages 60-61 			
	302-2 Energy consumption outside the organisation	<ul style="list-style-type: none"> SR2022: Environmental Footprint; pages 60-61 			
	302-3 Energy Intensity	<ul style="list-style-type: none"> SR2022: Environmental Footprint; pages 60-61 			
	302-4 Reduction of energy consumption	<ul style="list-style-type: none"> SR2022: Environmental Footprint; page 61 			

GRI STANDARD/ OTHER SOURCE	DISCLOSURE		LOCATION	OMISSION		
				REQUIREMENT(S) OMITTED	REASON	EXPLANATION
GRI 303: Water and Effluents 2018	303-1	Interactions with water as a shared resource	<ul style="list-style-type: none"> We obtained our water from two sources: municipal water and groundwater extracted from a stream located near our Head Office since 2011. The groundwater is used for toilet flushing and in cooling towers. 			
	303-2	Management of water discharge-related impacts		303-2	Not applicable	We are not operating in an industry with significant water-related impact
	303-3	Water withdrawal	<ul style="list-style-type: none"> SR2022: Environmental Footprint; page 63 SR2022: Performance Data Table; page 152 			
	303-5	Water consumption	<ul style="list-style-type: none"> SR2022: Environmental Footprint; page 63 SR2022: Performance Data Table; page 152 			
GRI 305: Emissions 2016	305-1	Direct (Scope 1) GHG emissions	<ul style="list-style-type: none"> SR2022: Environmental Footprint; page 60 SR2022: Performance Data Table; page 151 			
	305-2	Energy indirect (Scope 2) GHG emissions	<ul style="list-style-type: none"> SR2022: Carbon Footprint Methodology; page 153 			
	305-3	Other indirect (Scope 3) GHG emissions				
	305-4	GHG emissions intensity				
	305-5	Reduction of GHG emissions				
GRI 306: Waste 2020	306-1	Waste generation and significant waste-related impacts	<ul style="list-style-type: none"> SR2022: Environmental Footprint; page 60 			
	306-2	Management of significant waste-related impacts	<ul style="list-style-type: none"> SR2022: Environmental Footprint; pages 61-63 			
	306-3	Waste generated	<ul style="list-style-type: none"> SR2022: Environmental Footprint; page 62 			
	306-4	Waste diverted from disposal	<ul style="list-style-type: none"> SR2022: Performance Data Table; page 152 			
	306-5	Waste directed to disposal				

GRI STANDARD/ OTHER SOURCE	DISCLOSURE	LOCATION	OMISSION		
			REQUIREMENT(S) OMITTED	REASON	EXPLANATION
Empowering Our Workforce					
Anti-Fraud, Bribery and Corruption					
GRI 3: Material Topics 2021	3-3	Management of material topics	• SR2022: Anti-Fraud, Bribery and Corruption; pages 66-69		
GRI 205: Anti-Corruption 2016	205-1	Operations assessed for risks related to corruption	• SR2022: Anti-Fraud, Bribery and Corruption; page 69 • IAR2022: Corporate Governance Overview; page 119 • IAR2022: Statement of Internal Control and Risk Management; pages 140-141		
	205-2	Communication and training about anti-corruption policies and procedures	• SR2022: Anti-Fraud, Bribery and Corruption; page 69		
	205-3	Confirmed incidents of corruption and actions taken	• There were no incidents in 2022 where contracts with business partners were terminated or not renewed due to violations related to fraud, bribery or corruption. In addition, there have been no legal cases related to fraud, bribery or corruption brought against us, nor have there been such incidents or confirmed incidents in which employees were dismissed or disciplined for fraud, bribery or corruption.		
Workplace Environment					
GRI 3: Material Topics 2021	3-3	Management of material topics	• SR2022: Workplace Environment; pages 70-73		
GRI 401: Employment 2016	401-1	New employee hires and employee turnover	• SR2022: Workplace Environment; page 73 • SR2022: Performance Data Table; pages 146-147		
	401-2	Benefits provided to full-time employees that are not provided to temporary or part-time employees	• SR2022: Workplace Environment; page 73		
	401-3	Parental leave	• SR2022: Performance Data Table; page 146		

GRI STANDARD/ OTHER SOURCE	DISCLOSURE		LOCATION	OMISSION		
				REQUIREMENT(S) OMITTED	REASON	EXPLANATION
GRI 403: Occupational Health and Safety 2018	403-1	Occupational health and safety management system	• SR2022: Workplace Environment; page 71			
	403-2	Hazard identification, risk assessment and incident investigation	• SR2022: Workplace Environment; page 71			
	403-3	Occupational health services	• SR2022: Workplace Environment; page 71			
	403-4	Worker participation, consultation and communication on occupational health and safety	• Employees are encouraged to flag OHS issues or near-miss cases via GRC Solution. Furthermore, employees were consulted during the materiality assessment process.			
	403-5	Worker training on occupational health and safety	• SR2022: Workplace Environment; page 71			
	403-6	Promotion of worker health	• SR2022: Workplace Environment; page 72			
	403-7	Prevention and mitigation of occupational health and safety impacts directly linked by business relationships	• SR2022: Workplace Environment; page 71 • Vendor Code of Conduct: https://www.bursamalaysia.com/sites/5d809dcf39fba22790cad230/assets/5facf9a439fba2791689b39b/Bursa_Malaysia_Vendor_Code_of_Conduct_edit.pdf			
	403-8	Workers covered by an occupational health and safety management system	• SR2022: Workplace Environment; page 71 • Vendor Code of Conduct: https://www.bursamalaysia.com/sites/5d809dcf39fba22790cad230/assets/5facf9a439fba2791689b39b/Bursa_Malaysia_Vendor_Code_of_Conduct_edit.pdf			
GRI 405: Diversity and Equal Opportunity	405-1	Diversity of governance bodies and employees	• SR2022: Workplace Environment; page 72 • SR2022: Performance Data Table; pages 148-149 • IAR2022: Corporate Governance Overview; page 121			
	405-2	Ratio of basic salary and remuneration of women to men	• SR2022: Workplace Environment; page 73			

GRI STANDARD/ OTHER SOURCE	DISCLOSURE	LOCATION	OMISSION		
			REQUIREMENT(S) OMITTED	REASON	EXPLANATION
GRI 406: Non-Discrimination 2016	406-1	Incidents of discrimination and corrective actions taken	• There were no incidents of discrimination and corrective actions taken in 2022.		
GRI 407: Freedom of Association and Collective Bargaining 2016	407-1	Operations and suppliers in which the right to freedom of association and collective bargaining may be at risk	<ul style="list-style-type: none"> • As per our Sustainability Policy, we respect internationally recognised human rights as relevant to our business and operations and we continue to uphold the freedom of association and the effective recognition of the right to collective bargaining as stipulated under the International Labour Organization conventions. • For more information, refer to: https://www.bursamalaysia.com/sites/5d809dcf39fba22790cad230/assets/606ed59939fba21d39f9a57a/Sustainability_Policy_clean_-_Amended_08042020.pdf 		
Employee Engagement					
GRI 3: Material Topics 2021	3-3	Management of material topics	• SR2022: Employee Engagement; pages 74-76		
Learning and Development					
GRI 3: Material Topics 2021	3-3	Management of material topics	• SR2022: Learning and Development; pages 77-80		
GRI 404: Training and Education 2016	404-1	Average hours of training per year per employee	• SR2022: Learning and Development; page 80		
	404-2	Programs for upgrading employee skills and transition assistance programs	• SR2022: Learning and Development; page 79		
	404-3	Percentage of employees receiving regular performance and career development reviews	• SR2022: Learning and Development; page 78		

GRI STANDARD/ OTHER SOURCE	DISCLOSURE	LOCATION	OMISSION			
			REQUIREMENT(S) OMITTED	REASON	EXPLANATION	
Advancing Our Communities						
Community Investment						
GRI 3: Material Topics 2021	3-3	Management of material topics	• SR2022: Community Investment; pages 83-95			
GRI 203: Indirect Economic Impact 2016	203-1	Infrastructure investments and services supported	• SR2022: Community Investment; pages 83-95			
	203-2	Significant indirect economic impacts	• SR2022: Community Investment; pages 83-95 • SR2022: In the Spotlight; page 13			
Supply Chain Management						
GRI 3: Material Topics 2021	3-3	Management of material topics	• SR2022: Supply Chain Management; pages 99-100			
GRI 204: Procurement Practices 2016	204-1	Proportion of spending on local suppliers	• SR2022: Supply Chain Management; page 100			
GRI 308: Supplier Environmental Assessment 2016	308-1	New suppliers that were screened using environmental criteria	• In 2022, we conducted a pilot Supplier Assessment Questionnaire (SAQ) on 18 selected vendors, which included questions covering sustainability-thematic areas such as environment and human rights	308-1-a	Information unavailable/incomplete	Limited information collected as we just started pilot SAQ in 2022
	308-2	Negative environmental impacts in the supply chain and actions taken		308-2-a, b, c, d, e		
GRI 414: Supplier Social Assessment 2016	414-1	New suppliers that were screened using social criteria	• In 2022, we conducted a pilot Supplier Assessment Questionnaire (SAQ) on 18 selected vendors, which included questions covering sustainability-thematic areas such as environment and human rights	414-1-a	Information unavailable/incomplete	Limited information collected as we just started pilot SAQ in 2022
	414-2	Negative environmental impacts in the supply chain and actions taken		414-2-a, b, c, d, e		

SASB CONTENT INDEX

Security and Commodity Exchanges Standard

Table 1: Sustainability Disclosure Topics and Accounting Metrics

Topic	Accounting Metric	Category	Code	Response						
Promoting Transparent and Efficient Capital Markets	(1) Number and (2) average duration of (a) halts related to public release of information and (b) pauses related to volatility	Quantitative	FN-EX-410a.1	<p>For the year 2022, we did NOT suspend any counter/stock due to or related to volatility or erratic trading. However, 101 occasions of trading halts were imposed in 2022 arising from the announcements made by listed issuers.</p> <table border="1"> <thead> <tr> <th></th> <th>Number</th> <th>Average Duration</th> </tr> </thead> <tbody> <tr> <td>Halts</td> <td>101</td> <td>1 hour</td> </tr> </tbody> </table>		Number	Average Duration	Halts	101	1 hour
		Number	Average Duration							
	Halts	101	1 hour							
Percentage of trades generated from automated trading systems	Quantitative	FN-EX-410a.2	Algorithmic trading constituted 7.10% of traded volume.							
Description of alert policy regarding timing and nature of public release of information	Discussion and Analysis	FN-EX-410a.3	<p>The Exchange may, at any time, halt the trading of any listed securities upon the listed issuer releasing a material announcement.</p> <p>The listed issuer may also request that trading in its listed securities be suspended if it requires time to prepare and release an announcement relating to a material transaction or if the listed issuer intends to make a material announcement or hold a press conference to make the material announcement.</p>							

Topic	Accounting Metric	Category	Code	Response
Promoting Transparent and Efficient Capital Markets	Description of policy to encourage or require listed companies to publicly disclose environmental, social, and governance (ESG) information	Discussion and Analysis	FN-EX-410a.4	<p>Listed issuers are required to provide a narrative statement of the listed issuer's management of material economic, environmental and social risks and opportunities (a Sustainability Statement) in the annual report [paragraph 29, Appendix 9C of the Main Market Listing Requirements].</p> <p>On 26 September 2022, Bursa Malaysia issued the enhanced Sustainability Reporting Framework (consisting of the sustainability-related listing requirements, Sustainability Reporting Guide and Toolkits). Key enhancements to the listing requirements include, among others, requiring the disclosure of:</p> <ul style="list-style-type: none"> a) a common set of prescribed sustainability matters and indicators that are deemed material for all listed issuers (Common Sustainability Matters) as well as the management of such matters; b) climate-related disclosures in line with the TCFD Recommendations (TCFD-aligned Disclosures) for Main Market listed issuers and disclose a basic plan to transition towards a low carbon economy for ACE Market listed issuers, in a dedicated section within the Sustainability Statement; c) at least three financial years' data, on a rolling basis, for each reported indicator; d) performance target(s) in respect of each reported indicator, if such target(s) has been set; e) a summary of such data and corresponding performance target(s) in a prescribed format; f) a statement on whether the Sustainability Statement has been subjected to internal review by the internal auditor or independent assurance performed in accordance with recognised assurance standards (Statement of Assurance). <p>The enhanced sustainability disclosures take effect on a staggered basis beginning with the disclosure of a prescribed set of common sustainability matters effective on 31 December 2023, and culminating with the TCFD-aligned Disclosures effective on 31 December 2025 for Main Market listed issuers and as for ACE Market listed corporations, disclosures of a set of prescribed sustainability information will take effect on 31 December 2024, and concludes with disclosures of the basic transition plan effective on 31 December 2026.</p>

Topic	Accounting Metric	Category	Code	Response
Managing Conflicts of Interest	Total amount of monetary losses as a result of legal proceedings associated with fraud, insider trading, anti-trust, anti-competitive behaviour, market manipulation, malpractice, or other related financial industry laws or regulations	Quantitative	FN-EX-510a.1	As of 31 December 2022, there were no monetary losses as a result of legal proceedings associated with fraud, insider trading, anti-trust, anti-competitive behaviour, market manipulation, malpractice, or other related financial industry laws or regulations.
	Discussion of processes for identifying and assessing conflicts of interest	Discussion and Analysis	FN-EX-510a.2	<p>Bursa Malaysia has zero tolerance on any conduct that constitutes a wrongdoing or malpractice which may include any breach of ethics as described in the Code of Ethics (COE) or conflict of interest and/or any fraudulent act as may be described in the Anti-Fraud, Bribery and Corruption (AFBC) Policy and other relevant documents. To this, Bursa Malaysia has in place the Whistleblower Policy and Procedures (WPP) for its employees to facilitate the exposure of any violations or improper conduct or wrongdoing within the Group.</p> <p>Bursa Malaysia has in place a set of Guidelines for Handling Conflict of Interest which is guided by these four principles:</p> <ul style="list-style-type: none"> • To act in the public and national interest, having particular regard to the need for the protection of investors and ensure that where their own interest or any interest that it is required to serve under any law relating to corporations conflicts with public interest, the latter shall prevail; • Function/Business Units within Bursa Group shall not seek to influence supervisory or regulatory decisions. Employees who are in the commercial units who may at times (although very remote) be called upon to make business decisions which may have an impact to the regulatory decision are advised to declare that such a conflict has arisen and to seek their superior's direction in handling the Conflict of Interest; • All regulatory decisions in relation to the Relevant Parties (including applicants) must be fair and consistent and must not be influenced by any commercial or competitive relationship with any Relevant Party (including applicants); and • Regulatory or supervisory functions may be reviewed for greater effectiveness and efficiency but not relaxed or lessened merely to decrease cost or increase revenue.

Topic	Accounting Metric	Category	Code	Response
Managing Business Continuity and Technology Risks	(1) Number of significant market disruptions and (2) duration of downtime	Quantitative	FN-EX-550a.1	There were no significant market disruptions of any of the trading platforms in 2022.
	(1) Number of data breaches, (2) percentage involving personally identifiable information (PII), (3) number of customers affected	Quantitative	FN-EX-550a.2	There were no data breaches in 2022.
	Description of efforts to prevent technology errors, security breaches, and market disruptions	Discussion and Analysis	FN-EX-550a.3	<p>Among efforts taken to detect and prevent technology errors and security breaches in order to minimise market disruptions are as below:</p> <ul style="list-style-type: none"> • Obtaining re-certification audit for all critical services in ensuring adequate and appropriate information security measures have been implemented to meet the ISO 27001:2013 requirements. • Consistent monitoring and tracking of cyber security health. • Conducting internal and external security assessment to identify gaps and necessary improvement. • Continuous enhancement of cyber security solutions such as Zero-Trust Network VPN, Breach Attack Simulation (BAS) and Data Leakage Prevention (DLP) to strengthen security controls and processes. • Performing technology refreshes for some of the critical infrastructure and the main data centre to achieve better availability, security and performance. <p>For more information, refer to our discussion in the Cyber Security and Customer Privacy section of the Sustainability Report 2022, from pages 32 to 34.</p>

Table 2: Activity Metrics

Activity Metric	Category	Code	Response																
Average daily number of trades executed, by product or asset class	Quantitative	FN-EX-000.A	<table border="1"> <thead> <tr> <th>Product/Asset Class</th> <th>Average Daily Number of Trades</th> </tr> </thead> <tbody> <tr> <td>Ordinary (Mother Stock, Rights, Warrants & Preference)</td> <td>240,484</td> </tr> <tr> <td>Real Estate Investment Trusts</td> <td>1,895</td> </tr> <tr> <td>Structured Warrants</td> <td>8,044</td> </tr> <tr> <td>Exchange Traded Funds</td> <td>40</td> </tr> <tr> <td>Exchange Traded Bonds and Sukuk</td> <td>0</td> </tr> <tr> <td>Loan Stocks</td> <td>52</td> </tr> <tr> <td>Total Market</td> <td>250,515</td> </tr> </tbody> </table>	Product/Asset Class	Average Daily Number of Trades	Ordinary (Mother Stock, Rights, Warrants & Preference)	240,484	Real Estate Investment Trusts	1,895	Structured Warrants	8,044	Exchange Traded Funds	40	Exchange Traded Bonds and Sukuk	0	Loan Stocks	52	Total Market	250,515
			Product/Asset Class	Average Daily Number of Trades															
			Ordinary (Mother Stock, Rights, Warrants & Preference)	240,484															
			Real Estate Investment Trusts	1,895															
			Structured Warrants	8,044															
			Exchange Traded Funds	40															
			Exchange Traded Bonds and Sukuk	0															
			Loan Stocks	52															
Total Market	250,515																		
Average daily volume traded, by product or asset class	Quantitative	FN-EX-000.B	<table border="1"> <thead> <tr> <th>Product/Asset Class</th> <th>Average Daily Traded Volume (units)</th> </tr> </thead> <tbody> <tr> <td>Ordinary (Mother Stock, Rights, Warrants & Preference)</td> <td>2,653,388,873</td> </tr> <tr> <td>Real Estate Investment Trusts</td> <td>258,422</td> </tr> <tr> <td>Structured Warrants</td> <td>7,788,707</td> </tr> <tr> <td>Exchange Traded Funds</td> <td>1,868,685</td> </tr> <tr> <td>Exchange Traded Bonds and Sukuk</td> <td>337,912,490</td> </tr> <tr> <td>Loan Stocks</td> <td>92</td> </tr> <tr> <td>Total Market</td> <td>3,001,217,269</td> </tr> </tbody> </table>	Product/Asset Class	Average Daily Traded Volume (units)	Ordinary (Mother Stock, Rights, Warrants & Preference)	2,653,388,873	Real Estate Investment Trusts	258,422	Structured Warrants	7,788,707	Exchange Traded Funds	1,868,685	Exchange Traded Bonds and Sukuk	337,912,490	Loan Stocks	92	Total Market	3,001,217,269
			Product/Asset Class	Average Daily Traded Volume (units)															
			Ordinary (Mother Stock, Rights, Warrants & Preference)	2,653,388,873															
			Real Estate Investment Trusts	258,422															
			Structured Warrants	7,788,707															
			Exchange Traded Funds	1,868,685															
			Exchange Traded Bonds and Sukuk	337,912,490															
			Loan Stocks	92															
Total Market	3,001,217,269																		

WORLD FEDERATION OF EXCHANGES (WFE) SUSTAINABILITY PRINCIPLES CONTENT INDEX

Principle	Pages or Comments
Principle 1: Exchanges will work to educate participants in the exchange ecosystem about the importance of sustainability issues	24-26, 30, 45
Principle 2: Exchanges will promote the enhanced availability of investor-relevant, decision-useful ESG information	38-45
Principle 3: Exchanges will actively engage with stakeholders to advance the sustainable finance agenda	38-47
Principle 4: Exchanges will provide markets and products that support the scaling-up of sustainable finance and reorientation of financial flows	38-44
Principle 5: Exchanges will establish effective internal governance and operational processes and policies to support their sustainability efforts	6-9, 105-113

THE TEN PRINCIPLES OF GLOBAL COMPACT CONTENT INDEX

Global Compact Principle	Bursa Malaysia corresponding written commitment	Reference in this Report
Human Rights		
Principle 1: Businesses should support and respect the protection of internationally proclaimed human rights; and	Sustainability Policy: Page 4	Best Practices and Sustainability Commitments: Pages 8-9 Workplace Environment: Pages 71-72
Principle 2: make sure that they are not complicit in human rights abuses.	Sustainability Policy: Page 4-5	Best Practices and Sustainability Commitments: Pages 8-9 Workplace Environment: Pages 71-72
Labour		
Principle 3: Businesses should uphold the freedom of association and the effective recognition of the right to collective bargaining;	Sustainability Policy: Page 4	Workplace Environment: Page 71
Principle 4: the elimination of all forms of forced and compulsory labour;	Sustainability Policy: Page 4	Workplace Environment: Page 71 Supply Chain Management: Page 97
Principle 5: the effective abolition of child labour; and	Sustainability Policy: Page 4	Workplace Environment: Page 71 Supply Chain Management: Page 97
Principle 6: the elimination of discrimination in respect of employment and occupation.	Sustainability Policy: Page 4 Diversity, Equity and Inclusion Policy Vendor Code of Conduct: Page 3	Workplace Environment: Page 71
Environment		
Principle 7: Businesses should support a precautionary approach to environmental challenges;	Sustainability Policy: Page 4	Environmental Footprint: Page 60
Principle 8: undertake initiatives to promote greater environmental responsibility; and	Sustainability Policy: Page 4	Environmental Footprint: Pages 60-63
Principle 9: encourage the development and diffusion of environmentally friendly technologies.	Sustainability Policy: Page 4 Vendor Code of Conduct: Page 3	In the Spotlight: Page 12 Sustainable Finance: Page 44
Anti-Corruption		
Principle 10: Businesses should work against corruption in all its forms, including extortion and bribery.	Sustainability Policy: Page 3-5 Vendor Code of Conduct: Page 2	Anti-Fraud, Bribery and Corruption: Pages 67-69

PERFORMANCE DATA TABLE

(All data reported is as at 31 December of the Financial Year unless stated otherwise)

	2020	2021	2022
Financial Transparency and Quality of PLCs			
Submissions of financial information received on time	98.7%	99.6%	99.7%
Number of PLCs with a deviation of more than 10% between the unaudited and audited results based on fiscal year-end	9	12*	5**
Total queries on media reports (% of media queries over general announcements received)	50	31	23
	(0.2%)	(0.1%)	(0.1%)
Total queries on corporate announcements (% of queries on announcements over general announcements received)	196	188	143
	(0.8%)	(0.7%)	(0.8%)
Number of financially distressed PLCs (% of affected PLCs over total PLCs)	25	23	27
	(2.7%)	(2.4%)	(2.9%)

Notes:

* The figure has been updated to 12 from 6 as reported in SR2021 after taking into account the submission of annual reports with FYE 30 Sep 2021, 31 Oct 2021, 30 Nov 2021 and 31 Dec 2021.

** Based on submission of annual reports for financial year 2022 as at 31 January 2023 (i.e. the latest annual report(s) being the annual report(s) for FYE 30 September 2022)

	2020	2021	2022
Workplace Diversity			
Employee Breakdown by Gender (Full-Time)			
Male	304	314*	323
Female	288	286*	291
Total	592	600*	614
Employee Breakdown by Gender (Permanent)			
Male	283**	287**	294
Female	276**	269**	268
Total	559**	556**	562
Employee Breakdown by Gender (Temporary)			
Male	21**	27**	29
Female	12**	17**	23
Total	33**	44**	52
Employee Breakdown by Gender (Others)			
Male	7**	15**	10
Female	13**	16**	15
Total	20**	31**	25

* Figure has been restated as a correction of an error

** New disclosures in accordance with GRI Universal Standards 2021

Notes:

1. Full-time employee is defined as employee whose working hours per week, month, or year are defined according to national law or practice regarding working time.
2. Permanent employee is defined as employee with a contract for an indeterminate period (i.e., indefinite contract) for full-time or part-time work.
3. Temporary employee is defined as employee with a contract for a limited period (i.e., fixed term contract) that ends when the specific time period expires, or when the specific task or event that has an attached time estimate is completed (e.g., the end of a project or return of replaced employees).
4. Employee under the 'Others' category includes part-time employees, trainees and interns.

	2020	2021	2022
Workplace Diversity (cont'd)			
Employee Breakdown by Gender and Management Categories			
Senior Management - Male	15	22	21
Senior Management - Female	12	16	19
Middle Management - Male	156	162*	175
Middle Management - Female	177	177*	186
Executive - Male	73	68	66
Executive - Female	88	82	76
Non-Executive - Male	60	62	61
Non-Executive - Female	11	11	10
Employee Breakdown by Age and Management Categories			
Senior Management - <30	0	0	0
Senior Management - 30-50	11	15	15
Senior Management - >50	16	23	25
Middle Management - <30	7	10	11
Middle Management - 30-50	251	248	261
Middle Management - >50	75	81*	89
Executive - <30	45	40	41
Executive - 30-50	69	63	56
Executive - >50	47	47	45
Non-Executive - <30	1	5	3
Non-Executive - 30-50	46	37	33
Non-Executive - >50	24	31	35

* Figure has been restated as a correction of an error

	2020	2021	2022
Workplace Diversity (cont'd)			
Employee Breakdown by Ethnicity and Management Categories			
Senior Management - Malay/Bumiputera	11	16	18
Senior Management - Chinese	10	16	16
Senior Management - Indian	5	4	4
Senior Management - Other	1	2	2
Middle Management - Malay/Bumiputera	146	148	156
Middle Management - Chinese	149	155*	168
Middle Management - Indian	32	33*	35
Middle Management - Other	6	3	2
Executive - Malay/Bumiputera	121	113	109
Executive - Chinese	19	19	17
Executive - Indian	19	16	14
Executive - Other	2	2	2
Non-Executive - Malay/Bumiputera	67	68	65
Non-Executive - Chinese	1	1	1
Non-Executive - Indian	3	4	5
Non-Executive - Other	0	0	0

Notes:

1. Senior Management - CEO, Senior Directors, Directors, Senior Executive Vice Presidents and Executive Vice Presidents
2. Middle Management - Senior Vice Presidents, Vice Presidents, Assistant Vice Presidents, Senior Managers and Managers
3. Executive - Senior Executives, Executives and Junior Executives

Employee Breakdown by Nationality

Malaysian	588	596*	611
Non-Malaysian	4	4	3

* Figure has been restated as a correction of an error

	2020	2021	2022
Workplace Diversity (cont'd)			
Employees Promoted by Gender			
Total Number			
Male	18	33	43
Female	22	42	39
Percentage			
Male	6.0%*	10.6%*	13.5%
Female	7.6%*	14.8%*	13.4%

* Figure has been restated as a correction of an error

Notes:

1. Percentage of employees promoted by gender is calculated by dividing the number of employees as who were promoted by the total number of employees during the annual promotion cycle
2. The total number of employees as at 1 July 2022 was 604, which consisted of 316 male and 288 female employees.

Gender Pay Ratio			
Male	1	1	1
Female	1	1	1

Employees Returning to Work in the Reporting Period After Parental Leave Ended, by Gender			
Total Number			
Male	8	8	13
Female	10	3	4
Percentage			
Male	100%	100%	100%
Female	100%	100%	100%

Total Number of New Employee Hires			
By Gender			
Male	21	46	58
Female	25	18	42
By Age			
<30	13	18	22
30-50	27	43	73
>50	6	2	5

	2020	2021	2022
Workplace Diversity (cont'd)			
Total Number of Employee Turnover			
By Gender			
Male	24	37	51
Female	30	22	38
By Age			
<30	4	7	12
30-50	28	30	51
>50	22	22	26
Differently-Abled Employee			
No. of differently-abled employees	1	1	1
Employees in National Union of Commercial Workers (NUCW)			
No. of employees in the NUCW	43	42	37
Percentage of employees in the NUCW	7.3%	7.0%	6.0%

	2020	2021	2022
Board Diversity			
By Gender			
Total Number			
Male	7	7	7
Female	4	3	3
Percentage			
Male	64%	70%	70%
Female	36%	30%	30%

Note: 2021 data as at 1 Jan 2022

By Age			
Total Number			
46-50	1	1	1
51-55	0	1	2
56-60	7	5	5
61-65	0	0	0
66-70	3	2	1
71 and above	0	1	1
Percentage			
46-50	9%	10%	10%
51-55	0%	10%	20%
56-60	64%	50%	50%
61-65	0%	0%	0%
66-70	27%	20%	10%
71 and above	0%	10%	10%

Note: 2021 data as at 1 Jan 2022

	2020	2021	2022
Board Diversity (cont'd)			
By Ethnicity			
Total Number			
Malay/Bumiputera	4	5	6
Chinese	2	1	1
Indian	3	2	1
Others	2	2	2
Percentage			
Malay/Bumiputera	36%	50%	60%
Chinese	18%	10%	10%
Indian	27%	20%	10%
Others	18%	20%	20%

Note:

2021 data as at 1 Jan 2022

By Nationality			
Total Number			
Malaysian	10	9	9
Non-Malaysian	1	1	1
Percentage			
Malaysian	91%	90%	90%
Non-Malaysian	9%	10%	10%

Note:

2021 data as at 1 Jan 2022

	2020	2021	2022
Learning and Development			
Total Training Hours	20,517	20,380	16,766
Total Training Hours - By Gender			
Male	9,866	9,009	7,703
Female	10,650	11,371	9,063
Average Training Hours - By Gender			
Male	32.1	26.6	24.3
Female	35.2	37.3	31.1
Total Training Hours By Employee Category			
Senior Management	575	1,290	795
Middle Management	12,237	12,517	10,368
Executive	6,413	5,406	4,024
Non-Executive	1,292	1,167	1,532
Average Training Hours By Employee Category			
Senior Management	21.3	34.9	20.9
Middle Management	35.1	33.5	28.6
Executive	37.7	33.4	29.0
Non-Executive	19.3	16.4	22.5
Total Amount Invested in Employee Learning and Development (RM)	1,371,826	1,487,630	1,434,681

	2020	2021	2022
Emissions			
GHG Emissions (tCO₂e)			
Scope 1	5.13	113.23	194.73
Scope 2	6,308.66	5,950.56	7,216.77
Scope 3	3.45	1,523.89	1,532.97
Total	6,317.25	7,587.69	8,944.47

Notes:

1. Scope 1 emissions for 2022 include emissions from owned transport, fuel combustion and fugitive emissions.
2. Scope 3 emissions for 2022 include employee commuting, homeworking, waste disposal, business travel, paper consumption and water consumption.
3. Our carbon emissions data for 2022 have been verified by Bureau Veritas Certification (M) Sdn Bhd.

Carbon Emissions Intensity

Scope 2 (tCO ₂ e/m ²)	0.15*	0.14*	0.17
Scope 3 (tCO ₂ e/FTE)	0.01	2.55	2.55

* Figures for 2020 and 2021 have been restated as a correction of an error.

Notes:

1. We have used self-occupied areas as the measurement of floor space for Scope 2 emissions.
2. FTE refers to full-time employee.

Energy

Energy Consumption			
Total electricity consumption (MWh)	9,090.29	8,990.12	9,252.26
Energy Intensity (MWh/m ²)	0.21*	0.21*	0.21

* Figures for 2020 and 2021 have been restated as a correction of an error.

Notes:

1. Data on energy consumption includes all buildings owned by Bursa Malaysia – Main Building, Annexe and Disaster Recovery Site.
2. Our electricity data does not include consumption by our tenants.
3. We have included only the self-occupied areas as the measurement of floor space.
4. Energy intensity was calculated by dividing total energy consumption with the self-occupied areas.

	2020	2021	2022
Water			
Municipal water supply (m ³)	40,371	28,609	41,865
Groundwater extracted (m ³)	20,530*	22,715*	19,598
Total Water Consumption (m³)	60,901	51,324	61,463

* Figures for 2020 and 2021 for groundwater extracted have been restated as a correction of an error

Note:

1. We installed a meter to monitor our groundwater usage in 2019. We have been utilising groundwater extracted from a stream located near our Head Office since 2011 as non-potable water used for cooling towers.

Waste			
Hazardous Waste (kg)	608	247	0
Non-hazardous Waste (kg)			
– General Waste (sent to landfill)	552,410	364,632	417,543
– Paper (sent for recycling)	7,170	6,590	11,725
Total Waste (kg)	560,188	371,222	429,268

Notes:

1. Non-hazardous waste are disposed in a landfill at Bukit Tagar through the Taman Lembah Beringin Transfer Station in Kuala Lumpur via our appointed collector. The hazardous waste is disposed in an environmentally responsible way according to relevant government legislations through a licensed operator.
2. Well-labelled paper recycling bins are provided throughout our office to encourage employees to recycle paper. In 2022, our office interior fit-out project had led to an increase in the amount of shredded paper and carton boxes as employees moved to the new office floors.

Others			
Fabric-based items recycled (kg)	2,522	1,264	3,595
Number of Electric Vehicle (EV) charging stations	2	5	5

Note:

1. We installed EV charging stations at our office to demonstrate our commitment to environmentally friendly solutions and supporting the transition towards clean, emission free vehicles. Three additional EV charging stations were installed in 2021 at Basement 3A of our main building parking space.

BURSA MALAYSIA CARBON EMISSION REPORTING METHODOLOGY

We report our greenhouse gas emissions (GHG) according to the GHG Protocol Corporate Standard. Our GHG emission inventory includes all business activities under our financial and operational control. We use the financial consolidation approach.

	Type	Approach	Emission Factors and Resources Used
Scope 1	Owned Transport	This covers emissions from vehicles owned by Bursa Malaysia. Emissions are calculated using fuel consumption data.	UK Government GHG Conversion Factors for Company Reporting 2022
	Fuel Combustion	This covers emissions generated from the use of genset at our office. Emissions are calculated using fuel consumption data.	UK Government GHG Conversion Factors for Company Reporting 2022
	Fugitive Emissions	This covers refrigerants that leak from air conditioning equipment. Emissions are estimated using the quantity of refrigerant in "top up" during maintenance.	UK Government GHG Conversion Factors for Company Reporting 2022
Scope 2	Purchased Electricity	This covers emissions generated from electricity purchased from grid. Emissions are calculated using electricity consumption data. We used market-based emissions factor to calculate.	Grid Emission Factor (GEF) Malaysia from the Energy Commission of Malaysia
Scope 3	Employee Commuting	This covers emissions generated by employees travelling to and from work. We issued a survey to employees in 2022 requesting information on mode of travel and distance travelled each day to estimate the commuting emissions for the entire workforce. We have included well-to-tank (WTT) emissions.	UK Government GHG Conversion Factors for Company Reporting 2022
	Homeworking	This covers emissions generated from use of laptops, lighting and air conditioning at home during working hours. We calibrated data with employee commuting to ensure no double counting of emissions. We used market-based emissions factor to calculate.	Homeworking Emissions Whitepaper published by Lloyds Banking Group and NatWest Group, and Grid Emission Factor (GEF) Malaysia from the Energy Commission of Malaysia
	Waste Disposal	This covers emissions generated from the disposal of hazardous waste, general waste and wastewater treatment. For hazardous and general waste types, emission factors used include collection, transportation and landfill emissions ('gate to grave').	UK Government GHG Conversion Factors for Company Reporting 2022
	Business Travel	This covers emissions generated from employee travel (i.e. land and air) for work-related purposes. We have included well-to-tank (WTT) emissions.	UK Government GHG Conversion Factors for Company Reporting 2022
	Paper Consumption	This covers emissions associated with the use of our paper consumption including the printing of CDS statements, calendars, notebooks and the Integrated Annual Report 2021, printed in 2022.	UK Government GHG Conversion Factors for Company Reporting 2022
	Water Consumption	This covers emissions associated with water delivered through the supply network to our office.	UK Government GHG Conversion Factors for Company Reporting 2022

LIST OF EVENTS

List of Events/Initiatives	Date	ESG Focus Area
KMS Action Summit 2022: Roadmap to Resilient Recovery: Opportunities and Challenges Towards an Inclusive Sustainable Economy	15 January 2022	Sustainable Economy
Sabah International Business & Economic Summit: ESG and Listing of Sabah Companies in Bursa	17-18 January 2022	ESG Awareness
ESG Corporate Summit: Driving Sustainability and Sustainable Transformation	17 February 2022	ESG Awareness
AMCHAM: ESG Awareness Session	23 March 2022	ESG Awareness
Panel Discussion Questions for CEO at UUM-Bursa Malaysia: A Session with CEO of Bursa Malaysia & Professor Iftekhar	8 April 2022	ESG Awareness
MSCI's Capital for Climate Action Conference	18 May 2022	Climate Action
An EU-Malaysian Dialogue: Fighting Climate Change with Market Mechanisms	25 May 2022	Climate Action
FMM Sustainability Month 2022 - Webinar on Transitioning Towards Sustainability Agenda	3 June 2022	ESG Awareness
UNGCMYB x Bloomberg High Level Roundtable: Leaders for SDGs - Navigating the Converging Roles of Key Private Sector Actors for Malaysia's Sustainable Development	7 June 2022	Sustainable Development
MIA International Accountants Conference 2022: Sustainability as a Growth Strategy	9 June 2022	Sustainability Adoption
ASEAN Exchanges: Championing DEI	9 June 2022	Sustainable Development
PLC Transformation Programme Launch of Guidebook 2: Sustainable, Socially Responsible and Ethical PLCs	10 June 2022	Climate Action
SIDC: Sustainable and Responsible Investment (SRI2022)	22-23 June 2022	Sustainable Financing
Risk Management Talk Series: The Impact of ESG on the Corporation's ERM	16 July 2022	Sustainable Governance & Compliance
Bloomberg Sustainable Business Summit	27 July 2022	Sustainable Financing
Sustainability In Crisis Situation (Pelestarian Ketika Situasi Krisis)	29 July 2022	Sustainable Development
BFM CEO Forum 2022: Doing Business in An ESG World	10 August 2022	Sustainable Development
Exclusive Interview with The Edge: Voluntary Carbon Market Initiative Development	1 August 2022	Sustainable Investing
Roundtable Session on Sustainable and Responsible Investment (SRI) Exchange Traded Funds (ETFs)	2 August 2022	Sustainable Investing
Climate Governance Malaysia Chairman Series Closed Discussion: Climate Governance: A Standing Item on Board Agendas	11 August 2022	Climate Action
The Star: CEC2022 Webinar – Transitioning to Net Zero through Energy Efficiency	19 August, 2022	Climate Action
The Star's ESG Media Interview	24 August 2022	Sustainable Adoption
The 5th International Sustainable Energy Summit (ISES) 2022	29 August 2022	Climate Action
Moral Money Summit Asia 2022: Accelerating ESG Integration to Unlock Value and Drive Progress	7 September 2022	Climate Action
CMM + GFC Media: Sustainable Sukuk Roundtable	9 September 2022	Sustainable Investing
Sustainable & Islamic Capital Markets Roundtable Discussion	9 September 2022	Sustainable Investing
BCG + MPA: PetroChemicals Sustainability Conference 2022	13-14 September 2022	Sustainable Development

LIST OF EVENTS (CONT'D).

List of Events/Initiatives	Date	ESG Focus Area
AICB: Malaysian Banking ESG Conference: Banking on Change: Turning the ESG Momentum into Action	13 September 2022	Sustainability Adoption
VCM Briefing with Maybank	20 September 2022	Sustainable Investing
SC + IFN: Islamic Sustainable Finance & Investment Asia Forum 2022	28 September 2022	Sustainable Investing
National OGSE Roadshow	4 October 2022	Sustainable Financing
UN Global Compact Malaysia & Brunei Climate Ambition Accelerator Programme Peer-to-Peer Session	5 October 2022	Climate Action
PETRONAS Top Leaders Dialogue	13 October 2022	Sustainable Investing
BCSD: National Sustainable Conference ESG NXT 2022	19-20 October 2022	Climate Action
Youth Economic Forum 2022: Driving People-Centered Energy Transition	22 October 2022	ESG Awareness
Malaysian Local Conference of Youth 2022 (#MYLCOY2022)	30 October 2022	Climate Action
VCM Briefing with HLIB	2 November 2022	Sustainable Investing
CMM + SC: VCM Briefing	9-10 November 2022	Sustainable Investing
Sabah – Seminar on Energy Transition and Carbon Markets	10 November 2022	Climate Action
CEO's Action Network (CAN) Peer Sharing Session for WS2	10 November 2022	Sustainable Investing
COP27 under Petronas Invitation: Role of Nature a Net Zero Future	11 November 2022	Climate Action
UBS Malaysia TCFD Roundtable	14 November 2022	Climate Action
Bursa@Work In-Person Conference: Explore ESG Investing with Experts	15 November 2022	Sustainability Adoption
MPRC: OGSE Sustainable Forum	15 November 2022	Sustainability Adoption
GO ESG ASEAN 2022	24 November 2022	Climate Action
MRPC: MGA's Industry Talk #6 on Voluntary Carbon Market (VCM)	28 November 2022	Climate Action
Advocacy Dialogue on Bursa Malaysia's Enhanced Sustainability Reporting Framework	28 November 2022	Sustainable Governance & Compliance
The Edge ESG Awards	28 November 2022	Sustainability Adoption
NIOSH: Environment, Social dan Governance	30 November 2022	ESG Awareness
SC-World Bank SRI-linked Sukuk Conference	2 December 2022	Sustainable Investing
Malaysian Youth Climate Conference: Exploring Economics and Climate Change	3 December 2022	Climate Action
FMM Enterpreneuership Conference 2022: Governance and Standards for ESG	7 December 2022	Sustainable Governance & Compliance
Launch of the Bursa Carbon Exchange	9 December 2022	Sustainable Investing and Climate Action

ABBREVIATIONS

AFBC P&G	Anti-Fraud, Bribery and Corruption Policy and Guidelines
AIM	Amanah Ikhtiar Malaysia
BCX	Bursa Carbon Exchange
BMD	Bursa Malaysia Derivatives
BSAS	Bursa Suq Al-Sila'
CAN	CEO Action Network
CDS	Central Depository System
CG	Corporate Governance
CSR	Corporate Social Responsibility
CROs	Climate-related Risks and Opportunities
DEI	Diversity, Equity and Inclusion
eDRP	Electronic Dividend Reinvestment Plan
ESG	Environmental, Social and Governance
ETF	Exchange Traded Fund
FCPO	Crude Palm Oil Futures
FEPO	East Malaysian Palm Oil Futures
F4GBM Index	FTSE4Good Bursa Malaysia Index
F4GBMS Index	FTSE4Good Bursa Malaysia Shariah Index
FBMKLCI	FTSE Bursa Malaysia KLCI
FBM100LC	FTSE Bursa Malaysia Top 100 ESG Low Carbon Select Index
FBM100LS	FTSE Bursa Malaysia Top 100 ESG Low Carbon Select Shariah Index
GDP	Gross Domestic Product
GHG	Greenhouse Gas
GRI	Global Reporting Initiative
IAR	Integrated Annual Report

IOSCO	International Organization of Securities Commissions
IPO	Initial Public Offering
JC3	Joint Committee on Climate Change
MC	Management Committee
MCCG	Malaysian Code on Corporate Governance
MOU	Memorandum of Understanding
MSPO	Malaysian Sustainable Palm Oil
PFMI	Principles for Financial Market Infrastructure
PLC	Public Listed Company
POC	Proof-of-concept
SASB	Sustainability Accounting Standards Board
SBTi	Science-based Targets initiative
SC	Securities Commission Malaysia
SDC	Sustainable and Development Committee
SDR	Sustainability Disclosure Review
SMEs	Small and Medium Enterprises
SR	Sustainability Report
SRI	Sustainable and Responsible Investment
SSE	Sustainable Stock Exchanges
SW	Structured Warrant
TCFD	Task Force on Climate-related Financial Disclosure
VCM	Voluntary Carbon Market
WFE	World Federation of Exchanges
YBM	Yayasan Bursa Malaysia

GLOSSARY

A

ACE Market

The ACE Market is a sponsor-driven market designed for companies with business prospects. It replaced the formerly known MESDAQ (Malaysian Exchange of Securities Dealing and Automated Quotation) Market in 2009.

B

Bursa Anywhere

A mobile application for retail investors to access a wide range of Central Depository System (CDS) account services and conduct permitted CDS transactions electronically through their personal gadgets with no physical forms.

Bursa Malaysia-i

A fully integrated Islamic securities exchange platform with a comprehensive range of Shariah-compliant exchange-related facilities including listing, trading, clearing, settlement and depository services.

Bursa Marketplace

An online portal that provides investors and traders with the information they need to conduct analysis, investing and trading.

Bursa Suq Al-Sila' (BSAS)

A Shariah-compliant commodity Murabahah trading platform dedicated to facilitate Islamic liquidity management and financing by Islamic Financial Institutions (IFI). BSAS is a world's first platform that aims to provide industry players with a regulated framework with defined codes of conduct governing commodity trade, in support of Islamic interbank placement, client deposit taking, financing, profit rate swap and cross currency swap, as well as sukuk issuances using the concepts of Murabahah and Tawarruq. It undertakes contracts in various currencies to facilitate cross-border trades between IFIs and commodity players worldwide.

Bursa Sustain

A one-stop repository of information on corporate governance, sustainability and responsible investment.

C

Capital

The capitals are stocks of value that are increased, decreased or transformed through the activities and outputs of the organisation.

Central Depository System (CDS)

The CDS is a system that is fully owned and operated by Bursa Malaysia Depository Sdn Bhd, a wholly owned subsidiary of Bursa Malaysia.

The CDS is the core system for depository services. It serves as record keeping for shareholding and account information of depositors. The system also keeps records of shareholders for issuers. It manages transactions of trade settlement and share movement.

Clearing Participant (CP)

A participant as defined in the Capital Markets and Services Act 2007, in relation to the relevant clearing house of Bursa Malaysia.

D

Derivatives

A derivative is a contract whose value derives from and is dependent on the value, delivery or payment obligations that are derived from or referenced to one or more underlying assets, such as commodities, securities, indices or any of its combination. Derivative products available on Bursa Malaysia Derivatives include equity, interest rate, bond, agricultural (crude palm oil and palm kernel oil) and metal (gold and tin).

E

Equities

An instrument that signifies an ownership position, or equity, in a corporation, and represents a claim on its proportionate share in the corporation's assets and profits. A person holding such an ownership in the company does not enjoy the highest claim on the company's earnings. Instead, an equity holder's claim is subordinated to a creditor's claims, and the equity holder will only enjoy distributions from earnings after these higher priority claims are satisfied.

Exchange Traded Fund (ETF)

An open-ended investment fund listed and traded on a stock exchange. ETF combines the features of an index fund and a stock. The liquidity of an ETF reflects the liquidity of the underlying basket of shares. Generally, there are three types of ETFs: equity ETFs, fixed income ETFs and commodity ETFs. These ETFs consist of baskets of stocks, bonds or commodities based on an index which instantly offers broad diversification and averts the risk involved in owning stocks of a single company. With units in an ETF, investors can gain exposure to a geographical region, market, industry or sector, commodity such as gold or oil or even a specific investment style such as growth or value.

F

FTSE4Good Bursa Malaysia (F4GBM) Index

The F4GBM Index measures the Environmental, Social and Governance (ESG) performance of public listed companies (PLCs) and was launched in December 2014. The constituents are drawn from companies on the FTSE Bursa Malaysia Emas Index and are reviewed every June and December against international benchmarks developed in collaboration with FTSE Russell.

FTSE4Good Bursa Malaysia Shariah (F4GBMS) Index

The F4GBMS Index is the ESG themed index designed to track constituents in the F4GBM Index that are Shariah-compliant, according to the Securities Commission Malaysia Shariah Advisory Council screening methodology.

I

Initial Public Offering (IPO)

An IPO refers to the process of offering the shares and/or securities of a listing applicant to the public on a recognised stock exchange for the first time. The shares and/or securities then become publicly listed and traded.

L

Leading Entrepreneur Accelerator Platform (LEAP) Market

The LEAP Market is a qualified market which serves as an alternative avenue for SMEs and smaller companies to raise funds from sophisticated investors. It brings together potential SMEs and companies, intermediaries and sophisticated investors onto a single platform to create a conducive marketplace for fundraising.

Listing Requirements (LR)

The respective requirements which govern the admission and post-listing obligations of an issuer listed on the Main Market, ACE Market or LEAP Market of the Exchange.

M

Material Matters

Material Matters refer to matters that are of most importance to Bursa Malaysia, based on our significant economic, environmental and social impacts, which substantively influence the assessments and decisions of our key stakeholders. They are also determined based on how they impact or are impacted by our value creation activities.

Main Market

The Main Market is the prime market for listing of established companies that have achieved certain minimum profit track record or size. It is also a platform to list other capital market products, which includes debt securities, exchange-traded funds, REITs and structured warrants.

Murabahah

An Islamic financing structure. Murabahah refers to a sale contract with a disclosure of the asset cost price and profit margin to the buyer.

P

Participating Organisation (PO)

A company that carries on the business of trading in securities on the Exchange's stock market and is admitted as a Participating Organisation under the Rules of Bursa Malaysia Securities.

An Islamic PO is a PO which conducts its stockbroking business in accordance with Shariah principles whether on a full-fledged basis or a 'window' basis.

Public Listed Company (PLC)/Listed Issuer

A public company or corporation listed on the Exchange.

Public Listed Companies Transformation (PLCT) Programme

The PLCT Programme (2022–2025) aims to steer Corporate Malaysia to higher levels of performance. The PLCT Programme is spearheaded by Bursa Malaysia to increase the attractiveness (investability) of Malaysian listed companies by strengthening the growth narratives of public listed companies (PLCs) of all sizes. PLCs are provided with best practices and guidance to improve engagements with investors and achieve desired outcomes. The overall approach of the PLCT Programme entails the principles of Information Sharing (5 Guidebooks), Engagement, and Transparency. The PLCT Programme is anticipated to continue until 2025, over a period of four years.

R

Real Estate Investment Trust (REIT)

A REIT is a collective investment scheme that invests or proposes to invest primarily in income-generating real estate.

S

Scope 1 Emission

Direct emissions from owned or controlled sources.

Scope 2 Emission

Indirect emissions from the generation of purchased energy.

Scope 3 Emission

All indirect emissions (not included in Scope 2) that occur in the value chain of the reporting company, including both upstream and downstream emissions.

Shares

An arrangement in which different classes of securities are listed and traded as one security. Stapled securities may involve different classes of securities issued by an issuer or different issuers.

Structured Warrants

Structured warrants are proprietary instruments issued by a third-party issuer, namely an eligible broker or financial institution that give holders the right, but not the obligation, to buy or sell the underlying instrument in the future for a fixed price. Essentially, one makes a 'reservation' to buy or sell a pre-determined number of the underlying instrument at a certain price in the future when investing in a structured warrant. Structured warrants can be issued over an underlying asset such as equity, ETF, index or a basket of stocks.

Sustainability Reporting Framework

The Sustainability Reporting Framework (Framework), prescribed under the Main LR and ACE LR respectively, pertaining to sustainability disclosures, where PLCs are required to provide a narrative statement on the management of material economic, environmental and social risks and opportunities in their Annual Reports. The Framework also includes a comprehensive Sustainability Reporting Guide and six Toolkits to aid PLCs in embedding and reporting on sustainability practices.

Sustainable and Responsible Investment (SRI)

SRI is an approach to investing that aims to incorporate ESG factors into investment decisions, to better manage risk and generate sustainable, long-term returns.

T

Trading Participant

A company that carries on the business of dealing in derivatives on the Exchange and is admitted as a Trading Participant under the Rules of Bursa Malaysia Derivatives Berhad.

V

Value

Value is not created by or within an organisation alone. It is influenced by the external environment, created through relationships with stakeholders and dependent on various resources.

W

Warrants

Warrants are issued by a company and give the holder the right, but not an obligation, to subscribe for new ordinary shares at a specified price during a specified period of time. Warrants have a maturity date (up to 10 years) after which they expire and are worthless unless the holder exercises the right to subscribe for the new shares before the maturity date.

Z

Zakat

Zakat is an obligation in Islam to make contributions towards the less fortunate. It is one of the five pillars of Islam and it is a systematic form of redistribution of income towards social justice and better income equality between the rich and the poor section of the community as well as to cleanse the wealth of those who pay zakat.

Bursa Malaysia Berhad

197601004668 (30632-P)

15th Floor, Exchange Square, Bukit Kewangan, 50200 Kuala Lumpur, Malaysia.

T: +603 2034 7000 F: +603 2732 6437

E: Bursa2U@bursamalaysia.com

BursaMalaysia.com