

IPO SUMMARY

Five companies were listed in the first quarter, with a combined market capitalisation of RM4.41 billion and raised RM1.52 billion via new issue and offer for sale.

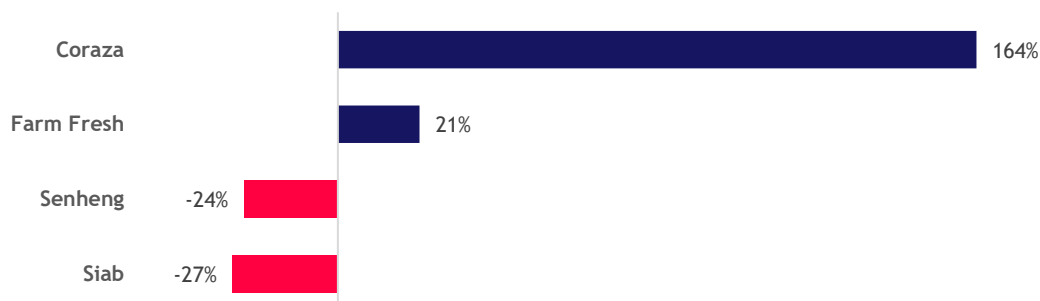
- **Two large cap companies listed on the Main Market** - Senheng New Retail Berhad listed with an IPO market capitalisation of close to RM1.61 billion while the Khazanah-backed Farm Fresh Berhad was valued at close to RM2.51 billion at the time of listing.
- **ACE-listed Coraza Integrated Technology Berhad oversubscribed by 132.53x** for its public portion.

COMPANY LISTING

Stock Code	Company	List Date	Amount Raised (RM)	List Price (RM)	Share Listed	IPO Market Capitalisation (RM)	Public Balloting Subscription Level
MAIN MARKET							
5305	SENHENG NEW RETAIL BERHAD	25/01/2022	416,765,000	1.07	1,500,000,000	1,605,000,000	10.44x
5306	FARM FRESH BERHAD	22/03/2022	1,003,295,565	1.35	1,857,954,837	2,508,239,030	18.74x
ACE MARKET							
0240	CORAZA INTEGRATED TECHNOLOGY BERHAD	20/01/2022	38,978,128	0.28	428,331,001	119,932,680	132.53x
0241	SIAB HOLDINGS BERHAD	28/02/2022	51,411,780	0.30	489,634,083	146,890,225	50.18x
LEAP MARKET							
03052	RAY GO SOLAR HOLDINGS BERHAD	11/03/2022	6,269,844	0.12	255,000,000	30,600,000	-

PRICE PERFORMANCE (MAIN AND ACE MARKET COMPANIES)

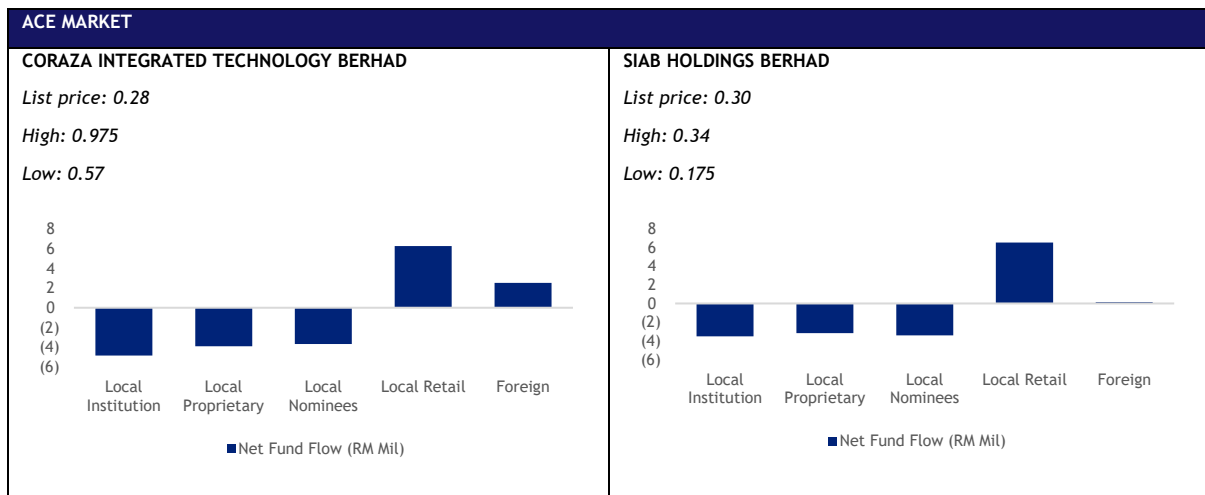
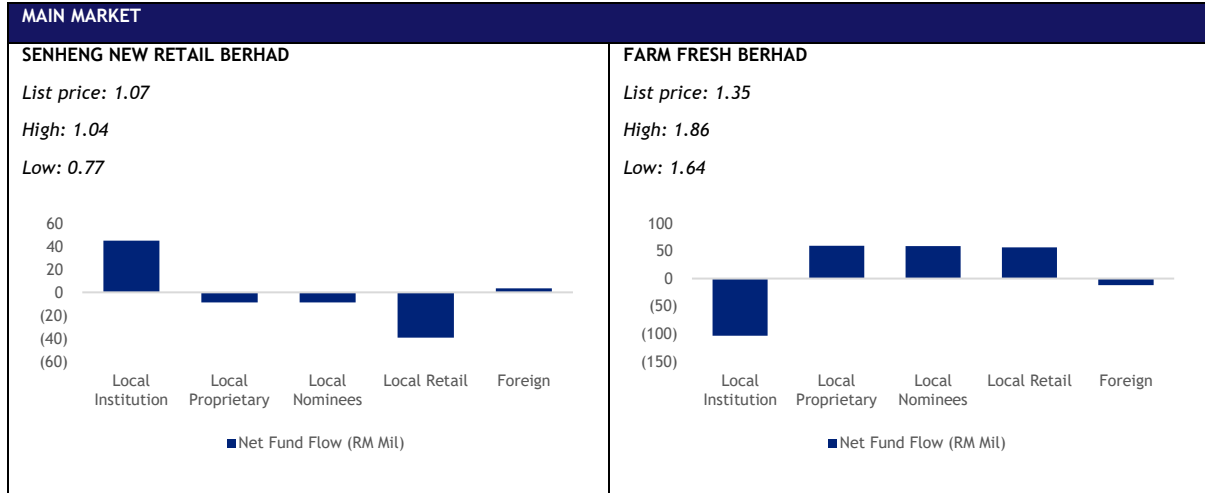
Coraza Integrated Technology Berhad was also the best performing IPO, with its price jumped 164% from its list price. The counter closed at RM0.74 at the end of the quarter.



Note: Comparison of IPO price versus closing price on 31 March 2022

NET FUND FLOW (MAIN AND ACE MARKET COMPANIES)

- Despite closing below its list price, **Senheng New Retail Berhad** received strong support from local institution with a net purchase of RM44.9 million, alongside foreign inflow of RM3.5 million.
- **Farm Fresh Berhad** recorded net buy of RM174.9 million from local retail, nominees and proprietary.



Note: Local proprietary includes IVT and PDT.

DISCLAIMER: This report is provided for general information purposes only. Although care has been taken to ensure the accuracy of the information within this report, Bursa Malaysia Berhad and its subsidiaries (“Bursa Malaysia Group”) do not warrant or represent, expressly or impliedly as to the completeness, accuracy or currency of the information in this report. Bursa Malaysia Group does not endorse and shall not be liable for any information in this report that have been obtained via third party sources (if any).

The information contained in this report is neither an offer or solicitation to enter into any transaction nor is it a recommendation or endorsement of any product(s) mentioned in this report. The information also does not constitute legal, financial, trading or investment advice. You are advised to seek independent advice and/or consult relevant laws, regulations and rules prior to trading/investing. Bursa Malaysia Group does not accept any liability howsoever arising, including any liability arising from any trading/investment decisions made on the basis of this information.