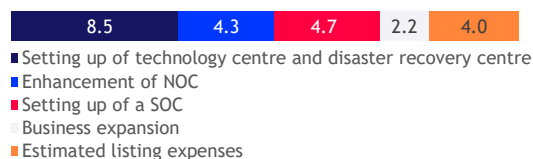


IPO STATISTICS

IPO Price (RM)	0.32
Fund Raised (RM million)	23.68 from new issue 7.12 from offer for sale <b>Total: 30.80</b>
Enlarged issued share capital upon listing (million shares)	363.23
IPO Market Capitalisation (RM million)	116.23
Price Earnings Ratio (PER)	15.2x

Use of Proceed (RM)23.68 million from new issue)



BUSINESS OVERVIEW

Business Activities

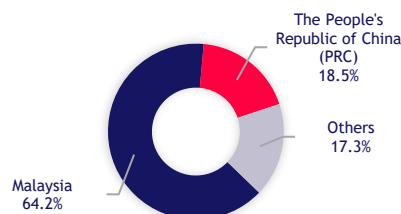
Infoline Tec Group is an IT infrastructure and cybersecurity solution provider, with principal activities as follow:

- Provision of IT infrastructure solutions, where the company assesses and evaluates its customers' business environment, recommends suitable IT infrastructure design, set up and installs the physical hardware components and software on-site before handing over to its customers.
- Cybersecurity solutions, where the company designs and implements cybersecurity solutions.
- Managed IT services and other IT services, where the company provides managed network services from its Network Operating Centre (NOC) in Kota Damansara; professional services for project delivery and management services, assessment and troubleshoot services, as well as consultation services; and maintenance and technical support.
- Trading of ancillary hardware and software to complement its business

Competitive Strength

- Capability and expertise to design, implement, maintain and manage IT infrastructure and cybersecurity solutions
- Strong portfolio of customers and have established long-term relationships with them
- Relationships with a well-established network of Principals (brand owners of hardware component and software) and suppliers, including Dell Technologies, Check Point Software, Panduit Corp, VMware, Palo Alto Network and Fortinet.
- Own NOC and able to offer efficient and reliable customer service and technical support
- Experienced and committed management team

FY2021 Revenue by Geographical Location



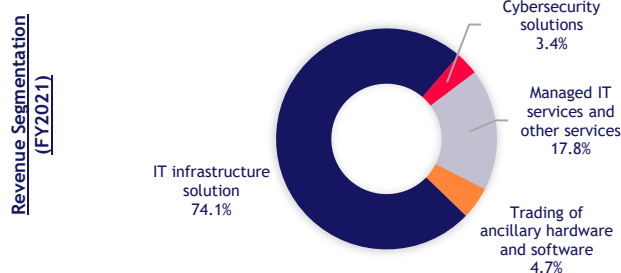
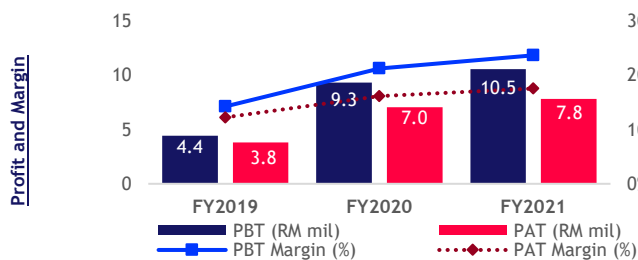
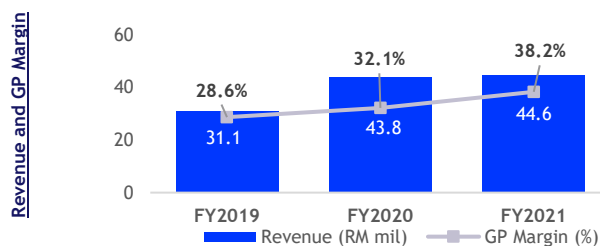
FY2021 Major Customers

Customer	Length of relationships (years)	% of total revenue
Dell Group of Companies (Asia Pacific)	6	54.7
PT Netwave Digital Media (Indonesia)	< 1	11.3
Bank Pertanian Group of Companies (Malaysia)	4	4.0
Triangolo Sdn Bhd (Malaysia)	3	3.7
Noblecom Technology Sdn Bhd (Malaysia)	7	2.6

GROWTH STRATEGIES AND FUTURE PLANS

- Enhance its facilities and services to increase its capacity and capabilities for providing managed IT services via a) enhancement of its NOC; b) setting up of a Security Operations Centre (SOC); and c) development and enhancement of in-house applications
- Set up its technology centre and a disaster recovery centre to improve its sales and marketing activities and strengthen its presence in Malaysia
- Expand its geographical presence in Malaysia (Johor, Malacca, Sabah and Sarawak) and in International markets (other parts of PRC)

FINANCIAL PERFORMANCE & PEER ANALYSIS



Peer Analysis

Company	PAT Margin (%)	PER (x)
Infoline Tec Group Berhad	17.5	15.2
Mesiniaga Berhad	2.3	14.5
Dataprep Holdings Berhad	Loss making	N.A.

\* Selected peers listed on Bursa Malaysia as identified in the Independent Market Research Report. PAT margin based on prospectus and annual reports. Trailing 12 month PER data from Bloomberg at time of research, Infoline Tec's PER at IPO.

PROMOTERS & SUBSTANTIAL SHAREHOLDERS

Promoter/ Substantial Shareholder	Designation	Shareholding after IPO Direct	Shareholding after IPO Indirect
Choo Wei Chuen	Promoter and substantial shareholder. Non-Independent Executive Director and Chief Executive Offer	54.56%	-
Loo Wai Hong	Promoter and substantial shareholder. Non-Independent Executive Director and Chief Operating Officer	14.99%	-

**DISCLAIMER:** This report is provided for general information purposes only. Although care has been taken to ensure the accuracy of the information within this report, Bursa Malaysia Berhad and its subsidiaries (“Bursa Malaysia Group”) do not warrant or represent, expressly or impliedly as to the completeness, accuracy or currency of the information in this report. Bursa Malaysia Group does not endorse and shall not be liable for any information in this report that have been obtained via third party sources (if any).

The information contained in this report is neither an offer or solicitation to enter into any transaction nor is it a recommendation or endorsement of any product(s) mentioned in this report. The information also does not constitute legal, financial, trading or investment advice. You are advised to seek independent advice and/or consult relevant laws, regulations and rules prior to trading/investing. Bursa Malaysia Group does not accept any liability howsoever arising, including any liability arising from any trading/investment decisions made on the basis of this information.

This report or any part of this report shall not be used or reproduced in any form without Bursa Malaysia Berhad’s prior written permission.